

2026 GymACT Eastern Conference Champs







Meet Results

Men / E / ALL

Session: SA3

Apr 25, 2026

Judge's Signatures







Rank	Num	Name	Gym							AA
1	112	Ben Letvin	Minnesota GymACT	D/E: 5.0 / 8.100 S+/ND: -- / -- Final: 13.100 Place: 2	4.0 / 7.650 -- / -- 11.650 13T	4.3 / 8.550 0.2 / -- 13.050 3	4.8 / 9.150 -- / -0.1 13.850 2	3.4 / 9.200 -- / -- 12.600 7	3.8 / 8.650 0.2 / -- 12.650 5	76.900 1
2	201	Cam Timberlake	Indy-Hio	D/E: 4.7 / 7.900 S+/ND: -- / -- Final: 12.600 Place: 10T	2.3 / 9.050 -- / -- 11.350 16*	3.5 / 9.100 -- / -- 12.600 4T	4.4 / 9.150 -- / -- 13.550 4	2.2 / 9.400 -- / -- 11.600 27T	2.6 / 8.750 0.2 / -- 11.550 13T	73.250 2
3	204	Santino Fort	NC Airmen	D/E: 4.5 / 8.200 S+/ND: -- / -- Final: 12.700 Place: 9	4.0 / 7.000 -- / -- 11.000 23	4.2 / 8.000 -- / -- 12.200 10	4.4 / 8.800 -- / -0.1 13.100 11	3.4 / 8.850 -- / -- 12.250 13*	3.9 / 7.450 0.2 / -- 11.550 13T	72.800 3
4	116	Joseph Pennell	Minnesota GymACT	D/E: 4.4 / 7.800 S+/ND: -- / -- Final: 12.200 Place: 14T	2.9 / 8.450 -- / -- 11.350 16T	3.5 / 9.050 -- / -- 12.550 6T	2.8 / 9.650 -- / -- 12.450 24T	3.3 / 9.400 -- / -- 12.700 5	2.1 / 9.300 -- / -- 11.400 17T	72.650 4
5	122	Landon Brady	Temple University	D/E: 4.2 / 8.600 S+/ND: -- / -- Final: 12.800 Place: 6T	3.4 / 7.000 -- / -- 10.400 31	3.5 / 8.150 0.2 / -- 11.850 15	3.6 / 9.050 -- / -0.3 12.350 26*	3.3 / 8.800 0.2 / -- 12.300 11T	3.4 / 8.250 0.2 / -- 11.850 9T	71.550 5
6	191	Aaron Bayer	Indy-Hio	D/E: 2.7 / 8.100 S+/ND: 0.1 / -0.3 Final: 10.600 Place: 34	3.2 / 8.150 -- / -- 11.350 16T	2.9 / 8.550 -- / -- 11.450 22	3.6 / 8.850 -- / -0.1 12.350 26T	3.8 / 9.300 -- / -- 13.100 2T	3.2 / 8.150 -- / -- 11.350 19	70.200 6
7	174	Christopher Davila	NYA	D/E: 3.7 / 7.300 S+/ND: -- / -- Final: 11.000 Place: 31	2.5 / 7.800 -- / -- 10.300 32	2.7 / 8.650 -- / -- 11.350 23	3.6 / 9.400 -- / -- 13.000 12T	2.7 / 9.150 -- / -- 11.850 23	2.4 / 9.250 0.2 / -- 11.850 9T	69.350 7
8T	208	Jack Ongstad	NC Airmen	D/E: 3.1 / 8.350 S+/ND: 0.1 / -- Final: 11.550 Place: 23T	2.8 / 7.100 -- / -- 9.900 36	2.7 / 8.850 0.1 / -- 11.650 17T	3.6 / 8.600 -- / -0.1 12.100 32T	2.8 / 8.800 -- / -- 11.600 27T	2.4 / 8.550 -- / -- 10.950 28	67.750 8T
8T	157	John Cluelow	GA United	D/E: 3.2 / 7.950 S+/ND: -- / -1.0 Final: 10.150 Place: 36	2.3 / 8.750 -- / -- 11.050 21T	3.5 / 7.550 -- / -- 11.050 29	3.6 / 9.050 -- / -- 12.650 18	2.9 / 9.100 -- / -- 12.000 18T	2.3 / 8.550 -- / -- 10.850 29	67.750 8T
10	206	Jack Kalli	NC Airmen	D/E: 2.8 / 8.900 S+/ND: 0.1 / -- Final: 11.800 Place: 19	2.2 / 8.350 -- / -- 10.550 28T	3.1 / 7.000 -- / -- 10.100 35	3.6 / 9.000 -- / -- 12.600 19*	3.3 / 9.000 -- / -- 12.300 11T	2.5 / 7.750 0.1 / -- 10.350 32	67.700 10
11	133	Evan Zakrewski	Temple University	D/E: 4.1 / 6.000 S+/ND: -- / -- Final: 10.100 Place: 37	4.1 / 7.800 -- / -- 11.900 7	3.8 / 7.900 -- / -- 11.700 16	3.6 / 8.750 -- / -0.1 12.250 29T	3.2 / 7.950 -- / -- 11.150 35*	3.3 / 6.800 -- / -- 10.100 35	67.200 11
12	207	Michael Kelly	NC Airmen	D/E: 3.0 / 8.500 S+/ND: -- / -0.3 Final: 11.200 Place: 30	1.9 / 7.650 -- / -- 9.550 37	2.1 / 8.750 -- / -0.3 10.550 33	2.8 / 8.850 -- / -- 11.650 36	1.8 / 9.500 -- / -- 11.300 31	2.2 / 7.950 -- / -- 10.150 34	64.400 12
13	182	Josh George	Florida Storm	D/E: 2.8 / 9.350 S+/ND: 0.1 / -0.3 Final: 11.950 Place: 18	2.3 / 9.050 -- / -- 11.350 16*	4.0 / 8.400 -- / -- 12.400 8	-- / -- -- / -- -- 43*	4.0 / 7.600 -- / -- 11.600 27T	2.4 / 8.700 -- / -- 11.100 24T	58.400 13

2026 GymACT Eastern Conference Champs

Meet Results

Men / E / ALL
Session: SA3

Apr 25, 2026







Rank	Num	Name	Gym							AA
14	183	Zachary Gladu	Florida Storm	D/E: 4.1 / 6.600 S+/ND: -- / -0.3 Final: 10.400 Place: 35	1.9 / 8.800 -- / -- 10.700 25	-- / -- -- / -- -- 39*	3.6 / 9.000 -- / -- 12.600 19*	3.5 / 8.300 -- / -- 11.800 24T	2.5 / 8.900 -- / -- 11.400 17T	56.900 14
15	135	Everett Barnett	NIU	D/E: -- / -- S+/ND: -- / -- Final: -- Place: 40*	2.1 / 8.550 -- / -- 10.650 26	2.8 / 8.200 -- / -- 11.000 30	3.6 / 8.650 -- / -0.1 12.150 31	2.7 / 8.950 -- / -- 11.650 26	3.0 / 8.300 -- / -- 11.300 20	56.750 15
16	178	Chun Yin Tse-Kralik	NYA	D/E: 2.8 / 8.800 S+/ND: -- / -0.3 Final: 11.300 Place: 28T	-- / -- -- / -- -- 41*	2.2 / 8.750 0.1 / -0.3 10.750 31T	3.6 / 9.050 -- / -0.3 12.350 26*	2.4 / 8.800 -- / -- 11.200 33T	2.8 / 7.600 -- / -- 10.400 31	56.000 16
17	185	Edward Guthrie	Florida Storm	D/E: 2.4 / 8.750 S+/ND: -- / -0.3 Final: 10.850 Place: 32T	1.9 / 8.700 -- / -- 10.600 27	2.7 / 9.250 -- / -0.3 11.650 17T	2.0 / 8.050 -- / -- 10.050 42	2.4 / 9.550 0.2 / -- 12.150 17	-- / -- -- / -- -- 40*	55.300 17
18	190	Arthur Ashton	Indy-Hio	D/E: -- / -- S+/ND: -- / -- Final: -- Place: 40*	4.1 / 8.350 -- / -- 12.450 2	4.5 / 8.700 -- / -- 13.200 2	-- / -- -- / -- -- 43*	4.0 / 7.900 -- / -- 11.900 21T	4.4 / 8.500 -- / -- 12.900 4	50.450 18
19	193	Max Ford	Indy-Hio	D/E: 4.6 / 8.150 S+/ND: 0.2 / -0.1 Final: 12.850 Place: 5	-- / -- -- / -- -- 41*	-- / -- -- / -- -- 39*	4.4 / 9.000 -- / -0.1 13.300 8	4.0 / 8.500 -- / -- 12.500 8T	3.1 / 6.650 -- / -- 9.750 38	48.400 19
20	124	Nate Davies	Temple University	D/E: 4.3 / 8.150 S+/ND: -- / -- Final: 12.450 Place: 12	-- / -- -- / -- -- 41*	4.0 / 7.500 -- / -- 11.500 20T	4.0 / 9.000 -- / -0.1 12.900 14T	-- / -- -- / -- -- 39*	2.9 / 8.550 -- / -- 11.450 15T	48.300 20
21	171	Adam Burger	NYA	D/E: -- / -- S+/ND: -- / -- Final: -- Place: 40*	2.6 / 8.450 -- / -- 11.050 21T	3.0 / 8.500 -- / -0.3 11.200 26T	-- / -- -- / -- -- 43*	2.9 / 9.400 0.2 / -- 12.500 8T	1.9 / 9.300 -- / -- 11.200 21T	45.950 21
22	153	Bradley Tooley	NIU	D/E: 3.4 / 8.350 S+/ND: 0.2 / -0.3 Final: 11.650 Place: 22	-- / -- -- / -- -- 41*	3.3 / 8.200 -- / -- 11.500 20T	4.4 / 7.900 -- / -0.3 12.000 35	-- / -- -- / -- -- 39*	2.6 / 7.250 -- / -- 9.850 37	45.000 22
23	151	Vaden Srey	NIU	D/E: -- / -- S+/ND: -- / -- Final: -- Place: 40*	3.4 / 6.650 -- / -- 10.050 34	3.1 / 8.400 0.1 / -- 11.600 19	-- / -- -- / -- -- 43*	2.7 / 9.300 -- / -- 12.000 18T	2.1 / 9.000 -- / -- 11.100 24T	44.750 23
24	113	Anthony Nicholas	Minnesota GymACT	D/E: 4.3 / 8.650 S+/ND: 0.2 / -- Final: 13.150 Place: 1	-- / -- -- / -- -- 41*	-- / -- -- / -- -- 39*	4.0 / 9.000 -- / -- 13.000 12T	4.0 / 9.100 -- / -- 13.100 2T	-- / -- -- / -- -- 40*	39.250 24
25	156	Matti Brown	GA United	D/E: 3.2 / 6.950 S+/ND: 0.1 / -0.6 Final: 9.650 Place: 38	2.5 / 6.400 -- / -- 8.900 38	-- / -- -- / -- -- 39*	-- / -- -- / -- -- 43*	1.8 / 9.300 -- / -- 11.100 37	2.1 / 7.400 -- / -- 9.500 39	39.150 25
26	120	Cian Baillie	Temple University	D/E: 4.4 / 8.200 S+/ND: 0.2 / -- Final: 12.800 Place: 6T	3.8 / 8.750 -- / -- 12.550 1	-- / -- -- / -- -- 39*	-- / -- -- / -- -- 43*	3.9 / 9.350 -- / -- 13.250 1	-- / -- -- / -- -- 40*	38.600 26

2026 GymACT Eastern Conference Champs

Meet Results

Men / E / ALL
Session: SA 3

Apr 25, 2026







Rank	Num	Name	Gym							AA
27	175	Ryan Dugan	NYA	D/E: ___ / ___ S+/ND: ___ / ___ Final: ___ Place: 40*	3.5 / 8.450 ___ / ___ 11.950 5T	4.3 / 8.250 ___ / ___ 12.550 6T	4.4 / 9.400 ___ / ___ 13.800 3	___ / ___ ___ / ___ ___ 39*	___ / ___ ___ / ___ ___ 40*	38.300 27
28	107	Jack Gagamov	Minnesota GymACT	D/E: 4.5 / 8.000 S+/ND: ___ / -0.1 Final: 12.400 Place: 13	4.5 / 7.450 ___ / ___ 11.950 5T	___ / ___ ___ / ___ ___ 39*	___ / ___ ___ / ___ ___ 43*	___ / ___ ___ / ___ ___ 39*	4.6 / 8.650 0.2 / ___ 13.450 1	37.800 28
29	167	Jakarie Williams	GA United	D/E: 4.4 / 7.300 S+/ND: ___ / ___ Final: 11.700 Place: 20T	___ / ___ ___ / ___ ___ 41*	___ / ___ ___ / ___ ___ 39*	4.4 / 8.850 0.2 / ___ 13.450 5T	___ / ___ ___ / ___ ___ 39*	3.1 / 8.600 ___ / ___ 11.700 11	36.850 29
30	173	Nicholas Conway	NYA	D/E: 3.8 / 9.000 S+/ND: ___ / ___ Final: 12.800 Place: 6T	___ / ___ ___ / ___ ___ 41*	___ / ___ ___ / ___ ___ 39*	3.6 / 8.050 ___ / -0.3 11.350 38	2.9 / 9.050 ___ / ___ 11.950 20	___ / ___ ___ / ___ ___ 40*	36.100 30
31	197	Xander Kelley	Indy-Hio	D/E: 3.3 / 8.350 S+/ND: ___ / -0.3 Final: 11.350 Place: 27	3.5 / 8.150 ___ / ___ 11.650 13T	___ / ___ ___ / ___ ___ 39*	3.6 / 9.000 ___ / ___ 12.600 19*	___ / ___ ___ / ___ ___ 39*	___ / ___ ___ / ___ ___ 40*	35.600 31
32T	154	Karl Vachlin	NIU	D/E: 3.1 / 8.600 S+/ND: ___ / ___ Final: 11.700 Place: 20T	2.4 / 8.550 ___ / ___ 10.950 24	___ / ___ ___ / ___ ___ 39*	___ / ___ ___ / ___ ___ 43*	___ / ___ ___ / ___ ___ 39*	2.5 / 7.800 ___ / ___ 10.300 33	32.950 32T
32T	187	Christian Kuzdra	Florida Storm	D/E: 2.6 / 8.900 S+/ND: 0.1 / -0.3 Final: 11.300 Place: 28T	0.0 / 0.000 ___ / ___ 0.000 41*	0.0 / 0.000 ___ / ___ 0.000 39*	1.2 / 9.100 ___ / ___ 10.300 41	1.9 / 9.450 ___ / ___ 11.350 30	0.0 / 0.000 ___ / ___ 0.000 40*	32.950 32T
34	136	Jeremy Brinkmann	NIU	D/E: 3.9 / 8.300 S+/ND: ___ / ___ Final: 12.200 Place: 14T	2.9 / 5.400 ___ / ___ 8.300 40	___ / ___ ___ / ___ ___ 39*	___ / ___ ___ / ___ ___ 43*	3.3 / 8.900 ___ / ___ 12.200 16	___ / ___ ___ / ___ ___ 40*	32.700 34
35	188	Corey Page	Florida Storm	D/E: 0.0 / 0.000 S+/ND: ___ / ___ Final: 0.000 Place: 40*	___ / ___ ___ / ___ ___ 41*	2.5 / 7.950 ___ / -0.3 10.150 34	2.8 / 9.250 ___ / ___ 12.050 34	___ / ___ ___ / ___ ___ 39*	2.6 / 7.450 ___ / ___ 10.050 36	32.250 35
36	168	Cooper Wood	GA United	D/E: 3.4 / 6.150 S+/ND: ___ / -0.4 Final: 9.150 Place: 39	___ / ___ ___ / ___ ___ 41*	2.6 / 6.200 ___ / ___ 8.800 37	2.8 / 8.000 ___ / ___ 10.800 39T	___ / ___ ___ / ___ ___ 39*	___ / ___ ___ / ___ ___ 40*	28.750 36
37	118	Micah Winder	Minnesota GymACT	D/E: 4.6 / 8.000 S+/ND: ___ / ___ Final: 12.600 Place: 10T	___ / ___ ___ / ___ ___ 41*	___ / ___ ___ / ___ ___ 39*	4.4 / 9.050 ___ / ___ 13.450 5T	___ / ___ ___ / ___ ___ 39*	___ / ___ ___ / ___ ___ 40*	26.050 37
38	121	Taidhg Baillie	Temple University	D/E: 4.9 / 8.050 S+/ND: ___ / ___ Final: 12.950 Place: 3	___ / ___ ___ / ___ ___ 41*	___ / ___ ___ / ___ ___ 39*	3.6 / 9.300 ___ / ___ 12.900 14T	___ / ___ ___ / ___ ___ 39*	___ / ___ ___ / ___ ___ 40*	25.850 38
39	106	Owen Frank	Minnesota GymACT	D/E: ___ / ___ S+/ND: ___ / ___ Final: ___ Place: 40*	___ / ___ ___ / ___ ___ 41*	4.6 / 8.000 ___ / ___ 12.600 4T	___ / ___ ___ / ___ ___ 43*	3.6 / 9.200 ___ / ___ 12.800 4	___ / ___ ___ / ___ ___ 40*	25.400 39

2026 GymACT Eastern Conference Champs

Meet Results

Men / E / ALL
Session: SA 3

Apr 25, 2026







Rank	Num	Name	Gym							AA
40	132	Jason Wenzel	Temple University	D/E: -- / -- S+/ND: -- / -- Final: -- Place: 40*	D/E: -- / -- S+/ND: -- / -- Final: -- Place: 41*	D/E: 3.9 / 7.900 S+/ND: 0.2 / -- Final: 12.000 Place: 13	D/E: 4.4 / 8.950 S+/ND: -- / -0.1 Final: 13.250 Place: 9T	D/E: -- / -- S+/ND: -- / -- Final: -- Place: 39*	D/E: -- / -- S+/ND: -- / -- Final: -- Place: 40*	25.250 40
41	115	Luke Pedersen	Minnesota GymACT	D/E: -- / -- S+/ND: -- / -- Final: -- Place: 40*	D/E: -- / -- S+/ND: -- / -- Final: -- Place: 41*	D/E: -- / -- S+/ND: -- / -- Final: -- Place: 39*	D/E: -- / -- S+/ND: -- / -- Final: -- Place: 43*	D/E: 3.4 / 9.250 S+/ND: -- / -- Final: 12.650 Place: 6	D/E: 4.0 / 8.050 S+/ND: -- / -- Final: 12.050 Place: 8	24.700 41
42T	102	Paul Acker	Minnesota GymACT	D/E: -- / -- S+/ND: -- / -- Final: -- Place: 40*	D/E: 4.0 / 7.500 S+/ND: -- / -- Final: 11.500 Place: 15	D/E: -- / -- S+/ND: -- / -- Final: -- Place: 39*	D/E: -- / -- S+/ND: -- / -- Final: -- Place: 43*	D/E: -- / -- S+/ND: -- / -- Final: -- Place: 39*	D/E: 4.2 / 8.600 S+/ND: 0.2 / -- Final: 13.000 Place: 3	24.500 42T
42T	123	Gianni Capriotti	Temple University	D/E: 4.3 / 8.400 S+/ND: 0.2 / -- Final: 12.900 Place: 4	D/E: -- / -- S+/ND: -- / -- Final: -- Place: 41*	D/E: -- / -- S+/ND: -- / -- Final: -- Place: 39*	D/E: -- / -- S+/ND: -- / -- Final: -- Place: 43*	D/E: -- / -- S+/ND: -- / -- Final: -- Place: 39*	D/E: 2.9 / 8.700 S+/ND: -- / -- Final: 11.600 Place: 12	24.500 42T
44	147	Chase Orna	NIU	D/E: -- / -- S+/ND: -- / -- Final: -- Place: 40*	D/E: -- / -- S+/ND: -- / -- Final: -- Place: 41*	D/E: 3.8 / 8.100 S+/ND: -- / -- Final: 11.900 Place: 14	D/E: 3.6 / 8.850 S+/ND: -- / -- Final: 12.450 Place: 24T	D/E: -- / -- S+/ND: -- / -- Final: -- Place: 39*	D/E: -- / -- S+/ND: -- / -- Final: -- Place: 40*	24.350 44
45	169	Aiden Arena	NYA	D/E: 3.5 / 8.450 S+/ND: 0.1 / -- Final: 12.050 Place: 16T	D/E: -- / -- S+/ND: -- / -- Final: -- Place: 41*	D/E: -- / -- S+/ND: -- / -- Final: -- Place: 39*	D/E: 3.6 / 8.500 S+/ND: -- / -- Final: 12.100 Place: 32T	D/E: -- / -- S+/ND: -- / -- Final: -- Place: 39*	D/E: -- / -- S+/ND: -- / -- Final: -- Place: 40*	24.150 45
46	105	Sean Francis	Minnesota GymACT	D/E: -- / -- S+/ND: -- / -- Final: -- Place: 40*	D/E: 3.6 / 8.200 S+/ND: -- / -- Final: 11.800 Place: 8T	D/E: 3.7 / 8.450 S+/ND: -- / -- Final: 12.150 Place: 11T	D/E: -- / -- S+/ND: -- / -- Final: -- Place: 43*	D/E: -- / -- S+/ND: -- / -- Final: -- Place: 39*	D/E: -- / -- S+/ND: -- / -- Final: -- Place: 40*	23.950 46
47	199	Joseph St Onge	Indy-Hio	D/E: 4.1 / 7.300 S+/ND: -- / -- Final: 11.400 Place: 26	D/E: -- / -- S+/ND: -- / -- Final: -- Place: 41*	D/E: -- / -- S+/ND: -- / -- Final: -- Place: 39*	D/E: 3.6 / 8.900 S+/ND: -- / -0.3 Final: 12.500 Place: 22T	D/E: -- / -- S+/ND: -- / -- Final: -- Place: 39*	D/E: -- / -- S+/ND: -- / -- Final: -- Place: 40*	23.900 47
48	158	Nathan Gruwell	GA United	D/E: -- / -- S+/ND: -- / -- Final: -- Place: 40*	D/E: 2.6 / 8.500 S+/ND: -- / -- Final: 11.100 Place: 20	D/E: -- / -- S+/ND: -- / -- Final: -- Place: 39*	D/E: 3.6 / 9.100 S+/ND: -- / -- Final: 12.700 Place: 17	D/E: 0.0 / 0.000 S+/ND: -- / -- Final: 0.000 Place: 39*	D/E: 0.0 / 0.000 S+/ND: -- / -- Final: 0.000 Place: 40*	23.800 48
49T	164	Heze Wallace	GA United	D/E: -- / -- S+/ND: -- / -- Final: -- Place: 40*	D/E: -- / -- S+/ND: -- / -- Final: -- Place: 41*	D/E: -- / -- S+/ND: -- / -- Final: -- Place: 39*	D/E: 3.6 / 9.200 S+/ND: -- / -0.3 Final: 12.500 Place: 22T	D/E: 2.7 / 8.500 S+/ND: -- / -- Final: 11.200 Place: 33T	D/E: -- / -- S+/ND: -- / -- Final: -- Place: 40*	23.700 49T
49T	131	Ayden Thelen-Perry	Temple University	D/E: -- / -- S+/ND: -- / -- Final: -- Place: 40*	D/E: -- / -- S+/ND: -- / -- Final: -- Place: 41*	D/E: -- / -- S+/ND: -- / -- Final: -- Place: 39*	D/E: -- / -- S+/ND: -- / -- Final: -- Place: 43*	D/E: 3.7 / 8.800 S+/ND: -- / -- Final: 12.500 Place: 8T	D/E: 3.6 / 7.600 S+/ND: -- / -- Final: 11.200 Place: 21T	23.700 49T
49T	177	Ethan Rio	NYA	D/E: -- / -- S+/ND: -- / -- Final: -- Place: 40*	D/E: -- / -- S+/ND: -- / -- Final: -- Place: 41*	D/E: -- / -- S+/ND: -- / -- Final: -- Place: 39*	D/E: -- / -- S+/ND: -- / -- Final: -- Place: 43*	D/E: 3.4 / 8.850 S+/ND: -- / -- Final: 12.250 Place: 13*	D/E: 3.2 / 8.250 S+/ND: -- / -- Final: 11.450 Place: 15T	23.700 49T
52	145	Jacob Miller	NIU	D/E: 3.0 / 8.550 S+/ND: -- / -- Final: 11.550 Place: 23T	D/E: -- / -- S+/ND: -- / -- Final: -- Place: 41*	D/E: -- / -- S+/ND: -- / -- Final: -- Place: 39*	D/E: -- / -- S+/ND: -- / -- Final: -- Place: 43*	D/E: 2.5 / 9.300 S+/ND: -- / -- Final: 11.800 Place: 24T	D/E: -- / -- S+/ND: -- / -- Final: -- Place: 40*	23.350 52

2026 GymACT Eastern Conference Champs

Meet Results

Men / E / ALL
Session: SA 3

Apr 25, 2026







Rank	Num	Name	Gym							AA
53	149	McBaine Scholzen	NIU	D/E: -- / --	D/E: -- / --	D/E: -- / --	3.6 / 8.650	D/E: -- / --	3.3 / 7.550	
				S+/ND: -- / --	S+/ND: -- / --	S+/ND: -- / --	-- / --	S+/ND: -- / --	0.2 / --	
				Final: -- : --	Final: -- : --	Final: -- : --	12.250	Final: -- : --	11.050	23.300
				Place: 40*	Place: 41*	Place: 39*	29T	Place: 39*	Place: 26	53
54	195	Travis Jencik	Indy-Hio	D/E: -- / --	3.9 / 8.150	3.2 / 8.000	D/E: -- / --	D/E: -- / --	D/E: -- / --	
				S+/ND: -- / --	S+/ND: -- / --	S+/ND: -- / --	-- / --	S+/ND: -- / --	S+/ND: -- / --	
				Final: -- : --	12.050	11.200	-- : --	Final: -- : --	-- : --	23.250
				Place: 40*	Place: 4	Place: 26T	43*	Place: 39*	Place: 40*	54
55	200	Brecken Teague	Indy-Hio	D/E: 3.8 / 8.250	-- / --	-- / --	-- / --	3.2 / 7.950	-- / --	
				S+/ND: -- / --	S+/ND: -- / --	S+/ND: -- / --	S+/ND: -- / --	S+/ND: -- / --	S+/ND: -- / --	
				Final: 12.050	-- : --	-- : --	-- : --	11.150	-- : --	23.200
				Place: 16T	Place: 41*	Place: 39*	43*	Place: 35*	Place: 40*	55
56	161	Samuel Maddox	GA United	D/E: -- / --	3.8 / 7.950	-- / --	-- / --	2.4 / 8.850	-- / --	
				S+/ND: -- / --	S+/ND: -- / --	S+/ND: -- / --	S+/ND: -- / --	S+/ND: -- / --	S+/ND: -- / --	
				Final: -- : --	11.750	-- : --	-- : --	11.250	-- : --	23.000
				Place: 40*	Place: 10T	Place: 39*	43*	Place: 32	Place: 40*	56
57	202	Owen Tong	Indy-Hio	D/E: -- / --	-- / --	3.4 / 8.700	-- / --	2.7 / 7.450	-- / --	
				S+/ND: -- / --	S+/ND: -- / --	0.2 / --	-- / --	S+/ND: -- / --	S+/ND: -- / --	
				Final: -- : --	-- : --	12.300	-- : --	10.150	-- : --	22.450
				Place: 40*	Place: 41*	Place: 9	43*	Place: 38	Place: 40*	57
58	172	Casey Cassara	NYA	D/E: 3.8 / 7.350	-- / --	-- / --	-- / --	-- / --	2.6 / 8.400	
				S+/ND: -- / -0.3	S+/ND: -- / --	S+/ND: -- / --	S+/ND: -- / --	S+/ND: -- / --	S+/ND: -- / --	
				Final: 10.850	-- : --	-- : --	-- : --	-- : --	11.000	21.850
				Place: 32T	Place: 41*	Place: 39*	43*	Place: 39*	Place: 27	58
59	179	Jack Vollo	NYA	D/E: -- / --	3.6 / 6.850	2.4 / 8.350	-- / --	-- / --	-- / --	
				S+/ND: -- / --	S+/ND: -- / --	S+/ND: -- / --	S+/ND: -- / --	S+/ND: -- / --	S+/ND: -- / --	
				Final: -- : --	10.450	10.750	-- : --	-- : --	-- : --	21.200
				Place: 40*	Place: 30	Place: 31T	43*	Place: 39*	Place: 40*	59
60	180	Simon Bolshakov	Florida Storm	D/E: -- / --	-- / --	3.1 / 6.800	-- / --	-- / --	3.3 / 7.300	
				S+/ND: -- / --	S+/ND: -- / --	S+/ND: -- / --	S+/ND: -- / --	S+/ND: -- / --	S+/ND: -- / --	
				Final: -- : --	-- : --	9.900	-- : --	-- : --	10.600	20.500
				Place: 40*	Place: 41*	Place: 36	43*	Place: 39*	Place: 30	60
61	186	Samuel Kostine	Florida Storm	D/E: -- / --	2.1 / 6.500	-- / --	2.8 / 8.650	-- / --	-- / --	
				S+/ND: -- / --	S+/ND: -- / --	S+/ND: -- / --	S+/ND: -- / --	S+/ND: -- / --	S+/ND: -- / --	
				Final: -- : --	8.600	-- : --	11.450	-- : --	-- : --	20.050
				Place: 40*	Place: 39	Place: 39*	37	Place: 39*	Place: 40*	61
62	125	Amir El-Moslemany	Temple University	D/E: -- / --	-- / --	-- / --	4.8 / 9.150	-- / --	-- / --	
				S+/ND: -- / --	S+/ND: -- / --	S+/ND: -- / --	S+/ND: -- / --	S+/ND: -- / --	S+/ND: -- / --	
				Final: -- : --	-- : --	-- : --	13.950	-- : --	-- : --	13.950
				Place: 40*	Place: 41*	Place: 39*	1	Place: 39*	Place: 40*	62
63	104	Leo Feuer	Minnesota GymACT	D/E: -- / --	-- / --	-- / --	4.0 / 9.250	-- / --	-- / --	
				S+/ND: -- / --	S+/ND: -- / --	S+/ND: -- / --	0.2 / --	S+/ND: -- / --	S+/ND: -- / --	
				Final: -- : --	-- : --	-- : --	13.450	-- : --	-- : --	13.450
				Place: 40*	Place: 41*	Place: 39*	5T	Place: 39*	Place: 40*	63
64	166	Aiden Whitehead	GA United	D/E: -- / --	-- / --	4.4 / 8.800	-- / --	-- / --	-- / --	
				S+/ND: -- / --	S+/ND: -- / --	0.1 / --	-- / --	S+/ND: -- / --	S+/ND: -- / --	
				Final: -- : --	-- : --	13.300	-- : --	-- : --	-- : --	13.300
				Place: 40*	Place: 41*	Place: 1	43*	Place: 39*	Place: 40*	64
65	209	Aiden Whittier	Temple University	D/E: -- / --	-- / --	-- / --	4.0 / 9.250	-- / --	-- / --	
				S+/ND: -- / --	S+/ND: -- / --	S+/ND: -- / --	S+/ND: -- / --	S+/ND: -- / --	S+/ND: -- / --	
				Final: -- : --	-- : --	-- : --	13.250	-- : --	-- : --	13.250
				Place: 40*	Place: 41*	Place: 39*	9T	Place: 39*	Place: 40*	65

2026 GymACT Eastern Conference Champs

Meet Results

Men / E / ALL
Session: SA 3

Apr 25, 2026







Rank	Num	Name	Gym							AA
66	117	Warren Strootman	Minnesota GymACT	D/E: --- / ---	D/E: --- / ---	D/E: --- / ---	D/E: --- / ---	D/E: --- / ---	4.1 / 8.950	
				S+/ND: --- / ---	S+/ND: --- / ---	S+/ND: --- / ---	S+/ND: --- / ---	S+/ND: --- / ---	---	
				Final: ---	Final: ---	Final: ---	Final: ---	Final: ---	13.050	13.050
				Place: 40*	Place: 41*	Place: 39*	Place: 43*	Place: 39*	2	66
67	142	Alex Hopper	NIU	D/E: --- / ---	D/E: --- / ---	D/E: --- / ---	3.6 / 9.150	D/E: --- / ---	D/E: --- / ---	
				S+/ND: --- / ---	S+/ND: --- / ---	S+/ND: --- / ---	---	S+/ND: --- / ---	---	
				Final: ---	Final: ---	Final: ---	12.750	Final: ---	Final: ---	12.750
				Place: 40*	Place: 41*	Place: 39*	16	Place: 39*	Place: 40*	67
68	192	Jake Ford	Indy-Hio	D/E: --- / ---	D/E: --- / ---	D/E: --- / ---	D/E: --- / ---	D/E: --- / ---	3.8 / 8.550	
				S+/ND: --- / ---	S+/ND: --- / ---	S+/ND: --- / ---	S+/ND: --- / ---	S+/ND: --- / ---	---	
				Final: ---	Final: ---	Final: ---	Final: ---	Final: ---	12.350	12.350
				Place: 40*	Place: 41*	Place: 39*	Place: 43*	Place: 39*	6	68
69T	126	Scott Faust	Temple University	D/E: --- / ---	D/E: --- / ---	D/E: --- / ---	D/E: --- / ---	3.4 / 8.850	D/E: --- / ---	
				S+/ND: --- / ---	S+/ND: --- / ---	S+/ND: --- / ---	S+/ND: --- / ---	---	---	
				Final: ---	Final: ---	Final: ---	Final: ---	12.250	Final: ---	12.250
				Place: 40*	Place: 41*	Place: 39*	Place: 43*	Place: 13*	Place: 40*	69T
69T	101	Christian Abran	Minnesota GymACT	D/E: --- / ---	3.8 / 8.450	D/E: --- / ---	D/E: --- / ---	D/E: --- / ---	D/E: --- / ---	
				S+/ND: --- / ---	---	S+/ND: --- / ---	S+/ND: --- / ---	S+/ND: --- / ---	---	
				Final: ---	12.250	Final: ---	Final: ---	Final: ---	Final: ---	12.250
				Place: 40*	3	Place: 39*	Place: 43*	Place: 39*	Place: 40*	69T
71	111	Justin Lancisi	Minnesota GymACT	D/E: --- / ---	D/E: --- / ---	D/E: --- / ---	D/E: --- / ---	D/E: --- / ---	4.1 / 7.900	
				S+/ND: --- / ---	S+/ND: --- / ---	S+/ND: --- / ---	S+/ND: --- / ---	S+/ND: --- / ---	0.2 / ---	
				Final: ---	Final: ---	Final: ---	Final: ---	Final: ---	12.200	12.200
				Place: 40*	Place: 41*	Place: 39*	Place: 43*	Place: 39*	7	71
72	134	Avery Anderson	NIU	D/E: --- / ---	D/E: --- / ---	4.6 / 7.550	D/E: --- / ---	D/E: --- / ---	D/E: --- / ---	
				S+/ND: --- / ---	S+/ND: --- / ---	---	S+/ND: --- / ---	S+/ND: --- / ---	---	
				Final: ---	Final: ---	12.150	Final: ---	Final: ---	Final: ---	12.150
				Place: 40*	Place: 41*	11T	Place: 43*	Place: 39*	Place: 40*	72
73	155	Mason Walton	NIU	D/E: --- / ---	D/E: --- / ---	D/E: --- / ---	D/E: --- / ---	2.8 / 9.100	D/E: --- / ---	
				S+/ND: --- / ---	S+/ND: --- / ---	S+/ND: --- / ---	S+/ND: --- / ---	---	---	
				Final: ---	Final: ---	Final: ---	Final: ---	11.900	Final: ---	11.900
				Place: 40*	Place: 41*	Place: 39*	Place: 43*	21T	Place: 40*	73
74	176	Ryder Jencik	NYA	D/E: --- / ---	3.5 / 8.300	D/E: --- / ---	D/E: --- / ---	D/E: --- / ---	D/E: --- / ---	
				S+/ND: --- / ---	---	S+/ND: --- / ---	S+/ND: --- / ---	S+/ND: --- / ---	---	
				Final: ---	11.800	Final: ---	Final: ---	Final: ---	Final: ---	11.800
				Place: 40*	8T	Place: 39*	Place: 43*	Place: 39*	Place: 40*	74
75	130	Zach Roffman	Temple University	D/E: --- / ---	3.4 / 8.350	D/E: --- / ---	D/E: --- / ---	D/E: --- / ---	D/E: --- / ---	
				S+/ND: --- / ---	---	S+/ND: --- / ---	S+/ND: --- / ---	S+/ND: --- / ---	---	
				Final: ---	11.750	Final: ---	Final: ---	Final: ---	Final: ---	11.750
				Place: 40*	10T	Place: 39*	Place: 43*	Place: 39*	Place: 40*	75
76	138	Jerid Enyard	NIU	D/E: --- / ---	3.7 / 8.000	D/E: --- / ---	D/E: --- / ---	D/E: --- / ---	D/E: --- / ---	
				S+/ND: --- / ---	---	S+/ND: --- / ---	S+/ND: --- / ---	S+/ND: --- / ---	---	
				Final: ---	11.700	Final: ---	Final: ---	Final: ---	Final: ---	11.700
				Place: 40*	12	Place: 39*	Place: 43*	Place: 39*	Place: 40*	76
77	140	Jimmy Fietsam	NIU	D/E: 4.0 / 7.450	D/E: --- / ---	D/E: --- / ---	D/E: --- / ---	D/E: --- / ---	D/E: --- / ---	
				S+/ND: --- / ---	S+/ND: --- / ---	S+/ND: --- / ---	S+/ND: --- / ---	S+/ND: --- / ---	---	
				Final: 11.450	Final: ---	Final: ---	Final: ---	Final: ---	Final: ---	11.450
				Place: 25	Place: 41*	Place: 39*	Place: 43*	Place: 39*	Place: 40*	77
78T	110	Brandon Kim	Minnesota GymACT	D/E: --- / ---	D/E: --- / ---	3.6 / 7.650	D/E: --- / ---	D/E: --- / ---	D/E: --- / ---	
				S+/ND: --- / ---	S+/ND: --- / ---	---	S+/ND: --- / ---	S+/ND: --- / ---	---	
				Final: ---	Final: ---	11.250	Final: ---	Final: ---	Final: ---	11.250
				Place: 40*	Place: 41*	24T	Place: 43*	Place: 39*	Place: 40*	78T

2026 GymACT Eastern Conference Champs

Meet Results

Men / E / ALL
Session: SA 3

Apr 25, 2026







Rank	Num	Name	Gym							AA
78T	128	Aidan Militello	Temple University	D/E: -- / --	D/E: -- / --	3.9 / 7.350	D/E: -- / --	D/E: -- / --	D/E: -- / --	11.250 78T
				S+/ND: -- / --	S+/ND: -- / --	-- / --	S+/ND: -- / --	S+/ND: -- / --	S+/ND: -- / --	
				Final: -- : --	Final: -- : --	11.250	Final: -- : --	Final: -- : --	Final: -- : --	
				Place: 40*	Place: 41*	24T	Place: 43*	Place: 39*	Place: 40*	
80	163	Alex Skomorokhov	GA United	D/E: -- / --	D/E: -- / --	3.4 / 7.800	D/E: -- / --	D/E: -- / --	D/E: -- / --	11.200 80
				S+/ND: -- / --	S+/ND: -- / --	-- / --	S+/ND: -- / --	S+/ND: -- / --	S+/ND: -- / --	
				Final: -- : --	Final: -- : --	11.200	Final: -- : --	Final: -- : --	Final: -- : --	
				Place: 40*	Place: 41*	26T	Place: 43*	Place: 39*	Place: 40*	
81	203	Will Weiper	Indy-Hio	D/E: -- / --	D/E: -- / --	-- / --	D/E: -- / --	D/E: -- / --	3.1 / 8.050	11.150 81
				S+/ND: -- / --	S+/ND: -- / --	-- / --	S+/ND: -- / --	S+/ND: -- / --	S+/ND: -- / --	
				Final: -- : --	Final: -- : --	-- : --	Final: -- : --	Final: -- : --	11.150	
				Place: 40*	Place: 41*	39*	Place: 43*	Place: 39*	23	
82	103	Peter Davis-Ross	Minnesota GymACT	D/E: -- / --	D/E: -- / --	-- / --	3.2 / 7.700	D/E: -- / --	D/E: -- / --	10.800 82
				S+/ND: -- / --	S+/ND: -- / --	-- / --	-- / -0.1	S+/ND: -- / --	S+/ND: -- / --	
				Final: -- : --	Final: -- : --	-- : --	10.800	Final: -- : --	Final: -- : --	
				Place: 40*	Place: 41*	39*	39T	Place: 39*	Place: 40*	
83	119	Evan Alsop	Temple University	D/E: -- / --	3.1 / 7.450	-- / --	-- / --	-- / --	-- / --	10.550 83
				S+/ND: -- / --	-- / --	-- / --	-- / --	-- / --	-- / --	
				Final: -- : --	10.550	-- : --	-- : --	-- : --	-- : --	
				Place: 40*	28T	Place: 39*	Place: 43*	Place: 39*	Place: 40*	
84	196	Adhish Kashyap	Indy-Hio	D/E: -- / --	4.4 / 5.750	-- / --	-- / --	-- / --	-- / --	10.150 84
				S+/ND: -- / --	-- / --	-- / --	-- / --	-- / --	-- / --	
				Final: -- : --	10.150	-- : --	-- : --	-- : --	-- : --	
				Place: 40*	33	Place: 39*	Place: 43*	Place: 39*	Place: 40*	
85	162	Chad Quermann	GA United	D/E: -- / --	2.9 / 7.050	-- / --	-- / --	-- / --	-- / --	9.950 85
				S+/ND: -- / --	-- / --	-- / --	-- / --	-- / --	-- / --	
				Final: -- : --	9.950	-- : --	-- : --	-- : --	-- : --	
				Place: 40*	35	Place: 39*	Place: 43*	Place: 39*	Place: 40*	
86	160	Joe Maddox	GA United	D/E: -- / --	-- / --	2.5 / 7.000	-- / --	-- / --	-- / --	7.200 86
				S+/ND: -- / --	-- / --	-- / -2.3	S+/ND: -- / --	S+/ND: -- / --	S+/ND: -- / --	
				Final: -- : --	-- : --	7.200	Final: -- : --	Final: -- : --	Final: -- : --	
				Place: 40*	Place: 41*	38	Place: 43*	Place: 39*	Place: 40*	
87*	165	Aaron Weinberg	GA United	D/E: -- / --	-- / --	-- / --	-- / --	-- / --	-- / --	0.000 87*
				S+/ND: -- / --	-- / --	-- / --	-- / --	-- / --	-- / --	
				Final: -- : --	-- : --	-- : --	-- : --	-- : --	-- : --	
				Place: 40*	Place: 41*	39*	Place: 43*	Place: 39*	Place: 40*	
87*	170	Bradley Balutanski	NYA	D/E: -- / --	-- / --	-- / --	-- / --	-- / --	-- / --	0.000 87*
				S+/ND: -- / --	-- / --	-- / --	-- / --	-- / --	-- / --	
				Final: -- : --	-- : --	-- : --	-- : --	-- : --	-- : --	
				Place: 40*	Place: 41*	39*	Place: 43*	Place: 39*	Place: 40*	
87*	159	Toby Liang	GA United	D/E: -- / --	-- / --	-- / --	-- / --	-- / --	-- / --	0.000 87*
				S+/ND: -- / --	-- / --	-- / --	-- / --	-- / --	-- / --	
				Final: -- : --	-- : --	-- : --	-- : --	-- : --	-- : --	
				Place: 40*	Place: 41*	39*	Place: 43*	Place: 39*	Place: 40*	
87*	150	Johnny Sorial	NIU	D/E: -- / --	-- / --	-- / --	-- / --	-- / --	-- / --	0.000 87*
				S+/ND: -- / --	-- / --	-- / --	-- / --	-- / --	-- / --	
				Final: -- : --	-- : --	-- : --	-- : --	-- : --	-- : --	
				Place: 40*	Place: 41*	39*	Place: 43*	Place: 39*	Place: 40*	
87*	152	Bryan Tirva	NIU	D/E: -- / --	-- / --	-- / --	-- / --	-- / --	-- / --	0.000 87*
				S+/ND: -- / --	-- / --	-- / --	-- / --	-- / --	-- / --	
				Final: -- : --	-- : --	-- : --	-- : --	-- : --	-- : --	
				Place: 40*	Place: 41*	39*	Place: 43*	Place: 39*	Place: 40*	

2026 GymACT Eastern Conference Champs

Team Results

Men / E / ALL
Session: SA 3

Apr 25, 2026







Rank	Gym	Team	Score						
1	Minnesota GymACT	*	305.950	51.250	47.650	50.350	53.750	51.250	51.700
				2	1	1	1	1	1
	113	Anthony Nicholas		13.150			13.000	13.100	
	112	Ben Letvin		13.100	11.650	13.050	13.850		
	118	Micah Winder		12.600			13.450		
	107	Jack Gagamov		12.400	11.950				13.450
	101	Christian Abran			12.250				
	105	Sean Francis			11.800	12.150			
	106	Owen Frank				12.600		12.800	
	116	Joseph Pennell				12.550		12.700	
	104	Leo Feuer					13.450		
	115	Luke Pedersen						12.650	
	117	Warren Strootman							13.050
	102	Paul Acker							13.000
	111	Justin Lancisi							12.200
2	Temple University	*	295.000	51.450	46.750	47.050	53.350	50.300	46.100
				1	3	4	2	2	3
	121	Taidhg Baillie		12.950					
	123	Gianni Capriotti		12.900					11.600
	122	Landon Brady		12.800		11.850		12.300	11.850
	120	Cian Baillie		12.800	12.550			13.250	
	133	Evan Zakrewski			11.900	11.700			
	130	Zach Roffman			11.750				
	119	Evan Alsop			10.550				
	132	Jason Wenzel				12.000	13.250		
	124	Nate Davies				11.500	12.900		11.450
	125	Amir El-Moslemany					13.950		
	209	Aiden Whittier					13.250		
	131	Ayden Thelen-Perry						12.500	11.200
	126	Scott Faust						12.250	
3	Indy-Hio	*	294.300	48.900	47.500	49.550	51.950	48.650	47.750
				3	2	2	3	3	2
	193	Max Ford		12.850			13.300	12.500	
	201	Cam Timberlake		12.600	11.350	12.600	13.550		
	200	Brecken Teague		12.050				11.150	
	199	Joseph St Onge		11.400			12.500		
	190	Arthur Ashton			12.450	13.200		11.900	12.900
	195	Travis Jencik			12.050				
	197	Xander Kelley			11.650		12.600		
	202	Owen Tong				12.300			
	191	Aaron Bayer				11.450		13.100	11.350
	192	Jake Ford							12.350
	203	Will Weiper							11.150

2026 GymACT Eastern Conference Champs

Team Results

Men / E / ALL
Session: SA 3

Apr 25, 2026







Rank	Gym	Team	Score						
4	NYA	*	283.550	47.150	45.250	45.850	51.250	48.550	45.500
				5	4	5	5	4	4
	173	Nicholas Conway	12.800					11.950	
	169	Aiden Arena	12.050				12.100		
	178	Chun Yin Tse-Kralik	11.300			10.750	12.350		
	174	Christopher Davila	11.000			11.350	13.000	11.850	11.850
	175	Ryan Dugan			11.950	12.550	13.800		
	176	Ryder Jencik			11.800				
	171	Adam Burger			11.050	11.200		12.500	11.200
	179	Jack Vollo			10.450				
	177	Ethan Rio						12.250	11.450
	172	Casey Cassara							11.000
5	NIU	*	278.850	47.100	43.350	47.150	49.600	47.900	43.750
				6	6	3	6	5	5
	136	Jeremy Brinkmann	12.200					12.200	
	154	Karl Vachlin	11.700		10.950				10.300
	153	Bradley Tooley	11.650			11.500			
	145	Jacob Miller	11.550					11.800	
	138	Jerid Enyard			11.700				
	135	Everett Barnett			10.650		12.150		11.300
	151	Vaden Srey			10.050	11.600		12.000	11.100
	134	Avery Anderson				12.150			
	147	Chase Orna				11.900	12.450		
	142	Alex Hopper					12.750		
	149	McBaine Scholzen					12.250		11.050
	155	Mason Walton						11.900	
6	NC Airmen	*	272.650	47.250	41.000	44.500	49.450	47.450	43.000
				4	8	6	7	6	7
	204	Santino Fort	12.700	11.000	12.200	13.100	12.250	11.550	
	206	Jack Kalli	11.800	10.550	10.100	12.600	12.300	10.350	
	208	Jack Ongstad	11.550	9.900	11.650	12.100	11.600	10.950	
	207	Michael Kelly	11.200	9.550	10.550	11.650	11.300	10.150	
7	Florida Storm	*	266.300	44.500	41.250	44.100	46.400	46.900	43.150
				7	7	8	8	7	6
	182	Josh George	11.950	11.350	12.400		11.600	11.100	
	187	Christian Kuzdra	11.300			10.300	11.350		
	185	Edward Guthrie	10.850	10.600	11.650		12.150		
	183	Zachary Gladu	10.400	10.700		12.600	11.800	11.400	
	186	Samuel Kostine		8.600		11.450			
	188	Corey Page			10.150	12.050		10.050	
	180	Simon Bolshakov			9.900			10.600	

2026 GymACT Eastern Conference Champs

Team Results

Men / E / ALL
Session: SA 3

Apr 25, 2026

Rank	Gym	Team	Score						
8	GA United	*	257.750	40.650	43.850	44.350	51.300	45.550	32.050
				8	5	7	4	8	8
167	Jakarie Williams		11.700				13.450		11.700
157	John Cluelow		10.150		11.050	11.050	12.650	12.000	10.850
156	Matti Brown		9.650					11.100	9.500
168	Cooper Wood		9.150			8.800			
161	Samuel Maddox				11.750			11.250	
158	Nathan Gruwell				11.100		12.700		
162	Chad Quermann				9.950				
166	Aiden Whitehead					13.300			
163	Alex Skomorokhov					11.200			
164	Heze Wallace						12.500	11.200	

NCAA Gymnastics Score Sheet

Team: Home Florida Storm Gymnastics Coach: _____

Date Apr 25, 2026 Place _____ Attendance 0

Gymnast Name		D	1	2	3	4	5	stk	nd	AVE
FLOOR	1 Edward Guthrie	185	2.4	8.8	8.7				-0.3	10.850
	2 Christian Kuzdra	187	2.6	9.0	8.8			0.1	-0.3	11.300
	3 Josh George	182	2.8	9.3	9.4			0.1	-0.3	11.950
	4 Corey Page	188	0.0	10.0	10.0					0.000
	5 Zachary Gladu	183	4.1	6.6	6.6				-0.3	10.400

Judge Name	Rating

Floor Score: **44.500** Running Score: **44.500**

Pommel	1 Samuel Kostine	186	2.1	6.5	6.5					8.600
	2 Edward Guthrie	185	1.9	8.7	8.7					10.600
	3 Zachary Gladu	183	1.9	8.8	8.8					10.700
	4 Josh George	182	2.3	9.2	8.9					11.350
	5 Christian Kuzdra	187	0.0	10.0	10.0					0.000

--	--

Pommel Score: **41.250** Running Score: **85.750**

Rings	1 Edward Guthrie	185	2.7	9.2	9.3				-0.3	11.650
	2 Simon Bolshakov	180	3.1	6.6	7.0					9.900
	3 Christian Kuzdra	187	0.0	10.0	10.0					0.000
	4 Corey Page	188	2.5	8.1	7.8				-0.3	10.150
	5 Josh George	182	4.0	8.4	8.4					12.400

--	--

Rings Score: **44.100** Running Score: **129.850**

Vault	1 Samuel Kostine	186	2.8	8.5	8.8					11.450
	2 Edward Guthrie	185	2.0	8.1	8.0					10.050
	3 Christian Kuzdra	187	1.2	9.1	9.1					10.300
	4 Corey Page	188	2.8	9.3	9.2					12.050
	5 Zachary Gladu	183	3.6	9.1	8.9					12.600

--	--

Vault Score: **46.400** Running Score: **176.250**

P.Bar	1 Edward Guthrie	185	2.4	9.5	9.6			0.2		12.150
	2 Zachary Gladu	183	3.5	8.4	8.2					11.800
	3 Christian Kuzdra	187	1.9	9.6	9.3					11.350
	4 Josh George	182	4.0	7.7	7.5					11.600

--	--

P. Bar Score: **46.900** Running Score: **223.150**

H.Bar	1 Josh George	182	2.4	8.8	8.6					11.100
	2 Corey Page	188	2.6	7.4	7.5					10.050
	3 Christian Kuzdra	187	0.0	10.0	10.0					0.000
	4 Zachary Gladu	183	2.5	8.9	8.9					11.400
	5 Simon Bolshakov	180	3.3	7.4	7.2					10.600

--	--

H. Bar Score: **43.150** Running Score: **266.300**

Final Team Score: **266.300**

All-Arounders

FX	Kuzdra								
PH	11.300								
SR	0.000								
VT	10.300								
PB	11.350								
HB	0.000								
AA	32.950								

Coach's Signature _____

NCAA Gymnastics Score Sheet

Team: Visitor Georgia United Men's Gymnastics Coach: _____

Date Apr 25, 2026 Place _____ Attendance 0

		Gymnast Name	D	1	2	3	4	5	stk	nd	AVE	Judge Name	Rating
FLOOR	1	John Cluelow	157	3.2	7.9	8.0					-1.0	10.150	
	2	Cooper Wood	168	3.4	6.0	6.3					-0.4	9.150	
	3	Jakarie Williams	167	4.4	7.4	7.2						11.700	
	4	Matti Brown	156	3.2	6.8	7.1			0.1	-0.6		9.650	

Floor Score: **40.650** Running Score: **40.650**

Pommel	1	Nathan Gruwell	158	2.6	8.5	8.5						11.100	
	2	John Cluelow	157	2.3	8.6	8.9						11.050	
	3	Chad Quermann	162	2.9	7.0	7.1						9.950	
	4	Matti Brown	156	2.5	6.2	6.6						8.900	
	5	Samuel Maddox	161	3.8	8.1	7.8						11.750	

Pommel Score: **43.850** Running Score: **84.500**

Rings	1	Cooper Wood	168	2.6	6.2	6.2						8.800	
	2	Joe Maddox	160	2.5	7.2	6.8					-2.3	7.200	
	3	Alex Skomorokhov	163	3.4	7.9	7.7						11.200	
	4	John Cluelow	157	3.5	7.4	7.7						11.050	
	5	Aiden Whitehead	166	4.4	8.8	8.8			0.1			13.300	

Rings Score: **44.350** Running Score: **128.850**

Vault	1	Jakarie Williams	167	4.4	8.9	8.8				0.2		13.450	
	2	John Cluelow	157	3.6	9.0	9.1						12.650	
	3	Nathan Gruwell	158	3.6	9.1	9.1						12.700	
	4	Heze Wallace	164	3.6	9.2	9.2					-0.3	12.500	
	5	Cooper Wood	168	2.8	8.0	8.0						10.800	

Vault Score: **51.300** Running Score: **180.150**

P. Bar	1	Matti Brown	156	1.8	9.4	9.2						11.100	
	2	Heze Wallace	164	2.7	8.6	8.4						11.200	
	3	Samuel Maddox	161	2.4	8.8	8.9						11.250	
	4	John Cluelow	157	2.9	9.0	9.2						12.000	
	5	Nathan Gruwell	158	0.0	10.0	10.0						0.000	

P. Bar Score: **45.550** Running Score: **225.700**

H. Bar	1	Nathan Gruwell	158	0.0	10.0	10.0						0.000	
	2	John Cluelow	157	2.3	8.6	8.5						10.850	
	3	Jakarie Williams	167	3.1	8.7	8.5						11.700	
	4	Matti Brown	156	2.1	7.3	7.5						9.500	

H. Bar Score: **32.050** Running Score: **257.750**

Final Team Score: **257.750**

All-Arounders

FX	Cluelow											
	10.150											
PH												
	11.050											
SR												
	11.050											
VT												
	12.650											
PB												
	12.000											
HB												
	10.850											
AA												
	67.750											

Coach's Signature _____

NCAA Gymnastics Score Sheet

Team: Visitor _____ Indy-Hio Hyenas _____ Coach: _____

Date Apr 25, 2026 Place _____ Attendance 0

		Gymnast Name	D	1	2	3	4	5	stk	nd	AVE	Judge Name	Rating
FLOOR	1	Xander Kelley	197	3.3	8.4	8.3					-0.3	11.350	
	2	Brecken Teague	200	3.8	8.3	8.2						12.050	
	3	Joseph St Onge	199	4.1	7.3	7.3						11.400	
	4	Max Ford	193	4.6	8.2	8.1			0.2	-0.1		12.850	
	5	Cam Timberlake	201	4.7	8.0	7.8						12.600	

Floor Score: **48.900** Running Score: **48.900**

Pommel	1	Cam Timberlake	201	2.3	9.0	9.1						11.350	
	2	Xander Kelley	197	3.5	8.0	8.3						11.650	
	3	Travis Jencik	195	3.9	8.0	8.3						12.050	
	4	Arthur Ashton	190	4.1	8.5	8.2						12.450	
	5	Adhish Kashyap	196	4.4	5.5	6.0						10.150	

Pommel Score: **47.500** Running Score: **96.400**

RINGS	1	Aaron Bayer	191	2.9	8.5	8.6						11.450	
	2	Owen Tong	202	3.4	8.7	8.7			0.2			12.300	
	3	Travis Jencik	195	3.2	7.9	8.1						11.200	
	4	Cam Timberlake	201	3.5	9.2	9.0						12.600	
	5	Arthur Ashton	190	4.5	8.8	8.6						13.200	

Rings Score: **49.550** Running Score: **145.950**

VAULT	1	Xander Kelley	197	3.6	9.0	9.0						12.600	
	2	Joseph St Onge	199	3.6	8.9	8.9						12.500	
	3	Aaron Bayer	191	3.6	8.8	8.9					-0.1	12.350	
	4	Cam Timberlake	201	4.4	9.1	9.2						13.550	
	5	Max Ford	193	4.4	9.1	8.9					-0.1	13.300	

Vault Score: **51.950** Running Score: **197.900**

P. BAR	1	Brecken Teague	200	3.2	8.0	7.9						11.150	
	2	Owen Tong	202	2.7	7.5	7.4						10.150	
	3	Max Ford	193	4.0	8.6	8.4						12.500	
	4	Aaron Bayer	191	3.8	9.4	9.2						13.100	
	5	Arthur Ashton	190	4.0	7.9	7.9						11.900	

P. Bar Score: **48.650** Running Score: **246.550**

H. BAR	1	Max Ford	193	3.1	6.6	6.7						9.750	
	2	Will Weiper	203	3.1	8.2	7.9						11.150	
	3	Aaron Bayer	191	3.2	8.1	8.2						11.350	
	4	Jake Ford	192	3.8	8.4	8.7						12.350	
	5	Arthur Ashton	190	4.4	8.5	8.5						12.900	

H. Bar Score: **47.750** Running Score: **294.300**

Final Team Score: **294.300**

All-Arounders

	Bayer	Timberlake				
FX	10.600	12.600				
PH	11.350	11.350				
SR	11.450	12.600				
VT	12.350	13.550				
PB	13.100	11.600				
HB	11.350	11.550				
AA	70.200	73.250				

Coach's Signature _____

NCAA Gymnastics Score Sheet

Team: Visitor _____ Minnesota Mens Gymnastics _____ Coach: _____

Date Apr 25, 2026 Place _____ Attendance 0

		Gymnast Name	D	1	2	3	4	5	stk	nd	AVE	Judge Name	Rating
FLOOR	1	Jack Gagamov	107	4.5	8.0	8.0					-0.1	12.400	
	2	Joseph Pennell	116	4.4	7.7	7.9						12.200	
	3	Micah Winder	118	4.6	8.1	7.9						12.600	
	4	Ben Letvin	112	5.0	8.0	8.2						13.100	
	5	Anthony Nicholas	113	4.3	8.6	8.7			0.2			13.150	

Floor Score: **51.250** Running Score: **51.250**

Pommel	1	Sean Francis	105	3.6	8.0	8.4						11.800	
	2	Christian Abran	101	3.8	8.4	8.5						12.250	
	3	Paul Acker	102	4.0	7.6	7.4						11.500	
	4	Ben Letvin	112	4.0	7.7	7.6						11.650	
	5	Jack Gagamov	107	4.5	7.3	7.6						11.950	

Pommel Score: **47.650** Running Score: **98.900**

RINGS	1	Sean Francis	105	3.7	8.3	8.6						12.150	
	2	Brandon Kim	110	3.6	7.6	7.7						11.250	
	3	Ben Letvin	112	4.3	8.7	8.4			0.2			13.050	
	4	Joseph Pennell	116	3.5	9.0	9.1						12.550	
	5	Owen Frank	106	4.6	8.0	8.0						12.600	

Rings Score: **50.350** Running Score: **149.250**

VAULT	1	Micah Winder	118	4.4	9.0	9.1						13.450	
	2	Leo Feuer	104	4.0	9.3	9.2			0.2			13.450	
	3	Anthony Nicholas	113	4.0	8.9	9.1						13.000	
	4	Ben Letvin	112	4.8	9.2	9.1				-0.1		13.850	
	5	Peter Davis-Ross	103	3.2	7.8	7.6				-0.1		10.800	

Vault Score: **53.750** Running Score: **203.000**

P. BAR	1	Luke Pedersen	115	3.4	9.3	9.2						12.650	
	2	Anthony Nicholas	113	4.0	9.1	9.1						13.100	
	3	Owen Frank	106	3.6	9.2	9.2						12.800	
	4	Ben Letvin	112	3.4	9.3	9.1						12.600	
	5	Joseph Pennell	116	3.3	9.4	9.4						12.700	

P. Bar Score: **51.250** Running Score: **254.250**

H. BAR	1	Luke Pedersen	115	4.0	8.1	8.0						12.050	
	2	Justin Lancisi	111	4.1	7.8	8.0			0.2			12.200	
	3	Paul Acker	102	4.2	8.7	8.5			0.2			13.000	
	4	Warren Strootman	117	4.1	8.9	9.0						13.050	
	5	Jack Gagamov	107	4.6	8.5	8.8			0.2			13.450	

H. Bar Score: **51.700** Running Score: **305.950**

Final Team Score: **305.950**

All-Arounders

	Letvin	Pennell				
FX	13.100	12.200				
PH	11.650	11.350				
SR	13.050	12.550				
VT	13.850	12.450				
PB	12.600	12.700				
HB	12.650	11.400				
AA	76.900	72.650				

Coach's Signature _____

NCAA Gymnastics Score Sheet

Team: Visitor _____ New York Alliance _____ Coach: _____

Date Apr 25, 2026 Place _____ Attendance 0

Gymnast Name		D	1	2	3	4	5	stk	nd	AVE	Judge Name	Rating
FLOOR	1 Aiden Arena	169	3.5	8.4	8.5			0.1		12.050		
	2 Chun Yin Tse-Kralik	178	2.8	8.8	8.8				-0.3	11.300		
	3 Christopher Davila	174	3.7	7.3	7.3					11.000		
	4 Casey Cassara	172	3.8	7.3	7.4				-0.3	10.850		
	5 Nicholas Conway	173	3.8	9.1	8.9					12.800		

Floor Score: **47.150** Running Score: **47.150**

Pommel	1 Adam Burger	171	2.6	8.3	8.6					11.050		
	2 Christopher Davila	174	2.5	8.0	7.6					10.300		
	3 Jack Vollo	179	3.6	6.6	7.1					10.450		
	4 Ryan Dugan	175	3.5	8.3	8.6					11.950		
	5 Ryder Jencik	176	3.5	8.4	8.2					11.800		

Pommel Score: **45.250** Running Score: **92.400**

Rings	1 Adam Burger	171	3.0	8.4	8.6				-0.3	11.200		
	2 Jack Vollo	179	2.4	8.1	8.6					10.750		
	3 Chun Yin Tse-Kralik	178	2.2	8.7	8.8			0.1	-0.3	10.750		
	4 Christopher Davila	174	2.7	8.5	8.8					11.350		
	5 Ryan Dugan	175	4.3	8.4	8.1					12.550		

Rings Score: **45.850** Running Score: **138.250**

Vault	1 Christopher Davila	174	3.6	9.5	9.3					13.000		
	2 Aiden Arena	169	3.6	8.4	8.6					12.100		
	3 Chun Yin Tse-Kralik	178	3.6	9.1	9.0				-0.3	12.350		
	4 Nicholas Conway	173	3.6	8.0	8.1				-0.3	11.350		
	5 Ryan Dugan	175	4.4	9.4	9.4					13.800		

Vault Score: **51.250** Running Score: **189.500**

P. Bar	1 Adam Burger	171	2.9	9.4	9.4			0.2		12.500		
	2 Chun Yin Tse-Kralik	178	2.4	8.8	8.8					11.200		
	3 Christopher Davila	174	2.7	9.1	9.2					11.850		
	4 Nicholas Conway	173	2.9	9.0	9.1					11.950		
	5 Ethan Rio	177	3.4	8.8	8.9					12.250		

P. Bar Score: **48.550** Running Score: **238.050**

H. Bar	1 Adam Burger	171	1.9	9.4	9.2					11.200		
	2 Chun Yin Tse-Kralik	178	2.8	7.6	7.6					10.400		
	3 Christopher Davila	174	2.4	9.3	9.2			0.2		11.850		
	4 Casey Cassara	172	2.6	8.5	8.3					11.000		
	5 Ethan Rio	177	3.2	8.2	8.3					11.450		

H. Bar Score: **45.500** Running Score: **283.550**

Final Team Score: **283.550**

All-Arounders

FX	Davila											
		11.000										
PH		10.300										
SR		11.350										
VT		13.000										
PB		11.850										
HB		11.850										
AA		69.350										

Coach's Signature _____

NCAA Gymnastics Score Sheet

Team: Visitor _____ Northern Illinois University _____ Coach: _____

Date Apr 25, 2026 Place _____ Attendance 0

		Gymnast Name	D	1	2	3	4	5	stk	nd	AVE	Judge Name	Rating
FLOOR	1	Karl Vachlin	154	3.1	8.6	8.6					11.700		
	2	Jimmy Fietsam	140	4.0	7.3	7.6					11.450		
	3	Jacob Miller	145	3.0	8.5	8.6					11.550		
	4	Jeremy Brinkmann	136	3.9	8.4	8.2					12.200		
	5	Bradley Tooley	153	3.4	8.3	8.4			0.2	-0.3	11.650		

Floor Score: **47.100** Running Score: **47.100**

Pommel	1	Karl Vachlin	154	2.4	8.7	8.4					10.950		
	2	Vaden Srey	151	3.4	6.8	6.5					10.050		
	3	Everett Barnett	135	2.1	8.6	8.5					10.650		
	4	Jeremy Brinkmann	136	2.9	5.5	5.3					8.300		
	5	Jerid Enyard	138	3.7	8.1	7.9					11.700		

Pommel Score: **43.350** Running Score: **90.450**

RINGS	1	Chase Orna	147	3.8	8.1	8.1					11.900		
	2	Everett Barnett	135	2.8	8.2	8.2					11.000		
	3	Bradley Tooley	153	3.3	8.0	8.4					11.500		
	4	Vaden Srey	151	3.1	8.3	8.5			0.1		11.600		
	5	Avery Anderson	134	4.6	7.4	7.7					12.150		

Rings Score: **47.150** Running Score: **137.600**

VAULT	1	Chase Orna	147	3.6	8.8	8.9					12.450		
	2	McBaine Scholzen	149	3.6	8.8	8.5					12.250		
	3	Everett Barnett	135	3.6	8.7	8.6				-0.1	12.150		
	4	Alex Hopper	142	3.6	9.2	9.1					12.750		
	5	Bradley Tooley	153	4.4	7.9	7.9				-0.3	12.000		

Vault Score: **49.600** Running Score: **187.200**

P. BAR	1	Jacob Miller	145	2.5	9.4	9.2					11.800		
	2	Vaden Srey	151	2.7	9.3	9.3					12.000		
	3	Mason Walton	155	2.8	9.1	9.1					11.900		
	4	Everett Barnett	135	2.7	9.1	8.8					11.650		
	5	Jeremy Brinkmann	136	3.3	9.0	8.8					12.200		

P. Bar Score: **47.900** Running Score: **235.100**

H. BAR	1	Vaden Srey	151	2.1	9.1	8.9					11.100		
	2	Bradley Tooley	153	2.6	7.1	7.4					9.850		
	3	McBaine Scholzen	149	3.3	7.6	7.5			0.2		11.050		
	4	Everett Barnett	135	3.0	8.2	8.4					11.300		
	5	Karl Vachlin	154	2.5	7.7	7.9					10.300		

H. Bar Score: **43.750** Running Score: **278.850**

Final Team Score: **278.850**

All-Arounders

FX													
PH													
SR													
VT													
PB													
HB													
AA													

Coach's Signature _____

NCAA Gymnastics Score Sheet

Team: Visitor _____ Temple University _____ Coach: _____

Date Apr 25, 2026 Place _____ Attendance 0

		Gymnast Name	D	1	2	3	4	5	stk	nd	AVE	Judge Name	Rating
FLOOR	1	Gianni Capriotti	123	4.3	8.5	8.3			0.2		12.900		
	2	Cian Baillie	120	4.4	8.1	8.3			0.2		12.800		
	3	Landon Brady	122	4.2	8.6	8.6					12.800		
	4	Nate Davies	124	4.3	8.1	8.2					12.450		
	5	Taidhg Baillie	121	4.9	7.9	8.2					12.950		

Floor Score: **51.450** Running Score: **51.450**

Pommel	1	Landon Brady	122	3.4	6.8	7.2					10.400		
	2	Evan Alsop	119	3.1	7.7	7.2					10.550		
	3	Cian Baillie	120	3.8	8.9	8.6					12.550		
	4	Zach Roffman	130	3.4	8.5	8.2					11.750		
	5	Evan Zakrewski	133	4.1	7.6	8.0					11.900		

Pommel Score: **46.750** Running Score: **98.200**

RINGS	1	Landon Brady	122	3.5	8.2	8.1			0.2		11.850		
	2	Jason Wenzel	132	3.9	8.0	7.8			0.2		12.000		
	3	Aidan Militello	128	3.9	7.5	7.2					11.250		
	4	Evan Zakrewski	133	3.8	7.8	8.0					11.700		
	5	Nate Davies	124	4.0	7.5	7.5					11.500		

Rings Score: **47.050** Running Score: **145.250**

VAULT	1	Aiden Whittier	209	4.0	9.2	9.3					13.250		
	2	Taidhg Baillie	121	3.6	9.3	9.3					12.900		
	3	Nate Davies	124	4.0	9.0	9.0				-0.1	12.900		
	4	Jason Wenzel	132	4.4	9.0	8.9				-0.1	13.250		
	5	Amir El-Moslemany	125	4.8	9.2	9.1					13.950		

Vault Score: **53.350** Running Score: **198.600**

P. BAR	1	Cian Baillie	120	3.9	9.5	9.2					13.250		
	2	Ayden Thelen-Perry	131	3.7	9.0	8.6					12.500		
	3	Landon Brady	122	3.3	8.7	8.9			0.2		12.300		
	4	Evan Zakrewski	133	3.2	8.1	7.8					11.150		
	5	Scott Faust	126	3.4	9.0	8.7					12.250		

P. Bar Score: **50.300** Running Score: **248.900**

H. BAR	1	Gianni Capriotti	123	2.9	8.7	8.7					11.600		
	2	Nate Davies	124	2.9	8.6	8.5					11.450		
	3	Ayden Thelen-Perry	131	3.6	7.5	7.7					11.200		
	4	Landon Brady	122	3.4	8.3	8.2			0.2		11.850		
	5	Evan Zakrewski	133	3.3	6.9	6.7					10.100		

H. Bar Score: **46.100** Running Score: **295.000**

Final Team Score: **295.000**

All-Arounders

	Brady	Zakrewski				
FX	12.800	10.100				
PH	10.400	11.900				
SR	11.850	11.700				
VT	12.350	12.250				
PB	12.300	11.150				
HB	11.850	10.100				
AA	71.550	67.200				

Coach's Signature _____