







Presidential Classic Men 2026

Meet Results

Feb 13-16, 2026

Judge's Signatures

Rank	Num	Name	Gym							AA
1	312	Alexander Llanos	Gymnastics USA	9.100 2	9.300 2T	9.900 1	9.400 5T	9.700 1	9.700 1	57.100 1
2	313	Elias Rodak	Gymnastics USA	9.600 1	9.200 4	9.700 2	9.100 11	9.400 2	8.800 5	55.800 2
3	307	Adriano Cardona Silva	Club Carbonell	9.000 3	8.800 6	9.500 4	9.600 1	8.900 6	9.000 3	54.800 3
4T	407	Micah Costa	Balance Gym FL	8.700 5	9.600 1	9.100 7	9.500 2T	8.600 8T	8.900 4	54.400 4T
4T	318	Cruise Simmons	Let It Shine	8.400 9	8.600 7T	9.600 3	9.300 8T	9.300 3	9.200 2	54.400 4T
6	310	Lucas Morales Ulate	Club Carbonell	8.000 12T	9.300 2T	9.400 5	9.500 2T	9.000 5	8.700 6	53.900 6
7	315	Braden Powell	Islands Gym GA	8.900 4	8.900 5	8.900 9	9.300 8T	9.100 4	8.600 7	53.700 7
8T	3000	Luke Jennings	ACE Gymnastics FL	8.500 8	8.600 7T	8.600 10T	9.400 5T	8.600 8T	8.300 8	52.000 8T
8T	320	Liam Ferdowski	Let It Shine	8.100 10T	8.500 9	9.300 6	9.300 8T	8.800 7	8.000 9T	52.000 8T
10	300	Jonathan Davis	ACE Gymnastics FL	8.600 6T	7.800 12	9.000 8	9.500 2T	8.200 10	8.000 9T	51.100 10
11	338	Amias Dacasin	US Gym	8.000 12T	8.100 10	8.600 10T	9.400 5T	7.700 12	7.700 11	49.500 11
12	322	Baron Whitney	NTS Gymnastics	8.600 6T	7.400 13	7.600 12	9.000 12T	7.500 13	6.200 12	46.300 12
13	321	Andrew Attallah	NTS Gymnastics	8.100 10T	7.900 11	7.300 13	9.000 12T	8.000 11	5.500 13	45.800 13

Presidential Classic Men 2026







Meet Results

Men / 3D1 / 3D1 b1 g2

Session: B01

Feb 13-16, 2026

Judge's Signatures







Rank	Num	Name	Gym							AA
1	329	Hudson Marrero	RAD Gymnastics	9.700 1	9.700 1T	9.500 5T	9.500 3T	9.300 3	9.700 1	57.400 1
2	9022	Elon Kaiser	South Miami	9.500 3T	9.700 1T	9.600 3T	9.500 3T	9.400 1T	9.000 3	56.700 2
3	335	Beckham Chan	Sterling Academy MI	9.100 6	9.100 5T	9.500 5T	9.600 1T	9.100 5	9.100 2	55.500 3
4	308	Felipe Carvajal Jaikel	Club Carbonell	8.700 9	9.600 3	9.800 1	9.300 8T	9.400 1T	8.500 8	55.300 4
5	333	Phoenix Sousa	South Miami	9.500 3T	9.400 4	9.700 2	9.100 13	9.000 6T	8.400 9T	55.100 5
6	334	Refael Magen	South Miami	9.600 2	9.100 5T	9.500 5T	9.200 10T	9.000 6T	8.100 11T	54.500 6
7	340	Rocco Tiziani	US Gym	8.500 11	9.100 5T	9.400 8	9.200 10T	9.000 6T	8.400 9T	53.600 7
8	302	Perry Hose	ACE Gymnastics FL	9.000 7	8.700 9	9.300 9	9.300 8T	8.600 11T	8.600 7	53.500 8
9	327	Thiago Li	NTS Gymnastics	7.500 14	8.000 13	9.600 3T	9.600 1T	9.200 4	8.800 4	52.700 9
10	337	Mac Harriel	TAG Gymnastics MA	8.600 10	8.900 8	8.900 12	9.200 10T	8.200 13	8.700 5T	52.500 10
11	332	Logan de Rose	RAD Gymnastics	8.100 12	8.300 11	9.200 10	9.400 5T	8.700 9T	8.700 5T	52.400 11
12	326	Nico Rodriguez	NTS Gymnastics	9.200 5	8.100 12	9.000 11	9.000 14	8.600 11T	7.600 13	51.500 12
13	9021	Andrew Garcia-Pages	Balance Gym FL	8.800 8	8.600 10	8.400 14	9.400 5T	8.000 14	8.100 11T	51.300 13
14	317	Candor Conger	Let It Shine	7.900 13	7.800 14	8.600 13	9.400 5T	8.700 9T	7.400 14	49.800 14

Presidential Classic Men 2026

Meet Results

Feb 13-16, 2026







Judge's Signatures

Rank	Num	Name	Gym							AA
1	311	Santiago Gonzalez Gay	Club Carbonell	9.100 2	9.200 1T	9.200 3T	9.700 1	8.600 9	9.400 1	55.200 1
2T	319	Jo Jo Buehler	Let It Shine	8.600 9T	9.100 3T	9.200 3*	9.500 5*	9.400 1	9.300 2	55.100 2T
2T	331	Lamar Franklin	RAD Gymnastics	9.000 3T	9.200 1T	9.200 3*	9.500 5*	9.000 3	9.200 3	55.100 2T
4	325	Micah Rodriguez	NTS Gymnastics	9.500 1	9.100 3T	9.600 1	9.500 5T	8.900 4T	7.800 13	54.400 4
5	323	Cooper Eaves	NTS Gymnastics	8.900 5	8.400 7T	9.200 3T	9.500 5T	9.300 2	8.600 6	53.900 5
6	341	Ryan Li	US Gym	8.200 13	9.000 5	9.300 2	9.500 5T	8.800 6	8.700 5	53.500 6
7	306	Jason McCaffrey	Blaze Gymnastics	8.600 9T	8.700 6	9.000 7	9.500 5T	8.700 7T	8.200 9T	52.700 7
8	336	Eli Patton	Sterling Academy MI	9.000 3T	8.000 11	8.500 12	9.600 2T	8.900 4T	8.300 7T	52.300 8
9	339	Grayson Mangeri	US Gym	8.400 12	8.400 7T	8.800 10	9.600 2T	8.700 7T	8.300 7T	52.200 9
10	309	Jarrin Flores Crisanto	Club Carbonell	8.700 6T	8.300 10	8.900 8T	9.600 2T	8.300 10T	8.200 9T	52.000 10
11	342	Wyatt Sudol	US Gym	8.700 6T	7.900 12	8.900 8T	9.500 5T	8.300 10T	8.000 11	51.300 11
12	316	James Christy	Islands Gym GA	8.100 14	8.400 7T	8.700 11	9.100 14	8.300 10T	7.900 12	50.500 12
13	343	Duncan MacDonald	World Class Miami	8.600 9T	7.500 14	7.400 14	9.300 13	7.900 14	9.000 4	49.700 13
14	305	Dylan Burton	Blaze Gymnastics	8.700 6T	7.700 13	8.200 13	9.400 12	8.000 13	7.600 14	49.600 14

Presidential Classic Men 2026

Team Results

Feb 13-16, 2026







Rank	Gym	Team	Score						
1	Club Carbonell	X	166.900	26.800 3	28.100 2	28.700 2	28.900 1	27.300 4	27.100 1
2	South Miami	X	166.300	28.600 1	28.200 1	28.800 1	27.800 6	27.400 2T	25.500 3
3	NTS Gymnastics	X	162.800	27.600 2	25.600 5	28.400 3	28.600 2T	27.400 2T	25.200 5
4	Let It Shine	X	161.600	25.100 6	26.200 4	28.100 4	28.200 4T	27.500 1	26.500 2
5	US Gym	X	160.200	25.600 5	26.500 3	27.600 5	28.600 2T	26.500 5	25.400 4
6	ACE Gymnastics FL	X	156.600	26.100 4	25.100 6	26.900 6	28.200 4T	25.400 6	24.900 6

Presidential Classic Men 2026

Meet Results

Feb 13-16, 2026

Page: 1
 Printed: 2/13/2026 10:43:57 AM
 Men / 3D2 / 3D2 b1 g1
 Session: B01
 Judge's Signatures







Rank	Num	Name	Gym							AA
1	3012	Cameron Kezsbom	RAD Gymnastics	8.200 1T	8.600 1	8.400 1	8.300 2T	8.200 2	8.500 1	50.200 1
2	301	Monty Clasen	ACE Gymnastics FL	8.200 1T	8.100 3T	8.200 2	8.400 1	8.400 1	7.900 2	49.200 2
3	303	Santiago Aguilar	ACE Gymnastics FL	7.900 3	8.400 2	8.100 3	8.300 2T	7.900 4T	7.600 3	48.200 3
4	3003	Ezra Payne	Islands Gym GA	7.600 5T	8.100 3T	6.700 7	7.800 7	8.000 3	7.000 5	45.200 4
5	3009	Julian Granados	Lider Club Gimnastic	7.400 7	7.400 5	7.400 4	8.000 5T	7.900 4T	6.800 6	44.900 5
6	3006	Torin Atkinson	Islands Gym GA	7.700 4	7.100 7	7.000 5T	8.000 5T	7.600 6T	7.300 4	44.700 6
7	3013	Ethan Daniel	South Miami	7.600 5T	7.300 6	7.000 5T	8.200 4	7.600 6T	6.400 7	44.100 7

Presidential Classic Men 2026

Meet Results

Feb 13-16, 2026







Page: 1
 Printed: 2/13/2026 10:43:59 AM
 Men / 3D2 / 3D2 b1 g2
 Session: B01
 Judge's Signatures

Rank	Num	Name	Gym							AA
1	3014	Kai Kenjeev	South Miami	8.400	8.500	8.200	7.900	8.500	8.000	49.500
				1	1	2	8	1	2T	1
2	3008	Ian Fernando Salas	Lider Club Gimnastic	7.700	7.500	8.500	8.500	8.200	8.000	48.400
				6	5T	1	1T	2	2T	2
3	3010	Thiago Delgado	Lider Club Gimnastic	7.900	7.000	7.900	8.400	8.000	8.400	47.600
				5	7	3	4T	3	1	3
4	3005	Peyton Howard	Islands Gym GA	8.100	7.800	7.700	8.400	7.400	7.000	46.400
				2	3T	4	4T	7	5	4
5	3001	Jose Javier Lopez Guilloli	Gymnastica	8.000	7.500	7.500	8.300	7.800	6.100	45.200
				3T	5T	5T	6T	4T	8	5
6	3002	Christopher Geisler	Islands Gym GA	6.600	7.900	7.100	8.500	7.600	7.400	45.100
				8	2	7	1T	6	4	6
7	3007	Augustin Runnebaum	Lider Club Gimnastic	7.400	6.800	7.500	8.500	7.800	6.700	44.700
				7	8	5T	1T	4T	6	7
8	3004	Logan Howe	Islands Gym GA	8.000	7.800	5.500	8.300	7.300	6.500	43.400
				3T	3T	8	6T	8	7	8

Presidential Classic Men 2026

Team Results







Feb 13-16, 2026

Rank	Gym	Team	Score						
1	Lider Club Gimnastic	X	141.500	23.000 2	21.900 2	23.900 1	25.400 1	24.100 1	23.200 1
2	Islands Gym GA	X	139.500	23.800 1	23.800 1	21.800 2	25.200 2	23.200 2	21.700 2

Presidential Classic Men 2026

Meet Results







Feb 13-16, 2026

Rank	Num	Name	Gym							AA
1	231	Judah Polk	ACE Gymnastics FL	8.200	7.500	8.000	9.300	8.800	8.400	50.200
				1	1	1	1	1	1	1

Presidential Classic Men 2026

Meet Results







Feb 13-16, 2026

Rank	Num	Name	Gym							AA
1	236	Andrew Locke	Gymnastics Village	9.100 2	8.800 1	9.500 1	9.600 1T	8.400 5	9.300 1	54.700 1
2	230	Harrison Pendleton	ACE Gymnastics FL	9.200 1	8.400 2	8.900 3T	9.500 3	9.000 3	8.800 3T	53.800 2
3	235	Tyce Gannon	ACE Gymnastics FL	8.900 4	8.000 5	9.100 2	9.600 1T	9.300 1	8.800 3T	53.700 3
4	233	Lawson McPhee	ACE Gymnastics FL	8.700 5	8.200 4	8.900 3T	9.400 4T	9.200 2	9.100 2	53.500 4
5	232	Kosta Duni	ACE Gymnastics FL	9.000 3	8.300 3	8.900 3T	9.400 4T	8.700 4	8.600 5	52.900 5

Presidential Classic Men 2026

Team Results







Feb 13-16, 2026

Rank	Gym	Team	Score						
1	ACE Gymnastics FL	X	161.600	27.100	24.900	26.900	28.500	27.500	26.700
				1	1	1	1	1	1

Presidential Classic Men 2026

Meet Results

Feb 13-16, 2026







Rank	Num	Name	Gym							AA
1	4006	Aj Ruiz	RAD Gymnastics	8.200 2	8.500 1	8.500 3	8.300 3T	8.300 1T	8.900 1	50.700 1
2	4003	Zayn Browne	Golden City	8.400 1	8.400 2T	8.700 1T	8.500 1	8.300 1T	8.000 3T	50.300 2
3	403	Kai Gannon	ACE Gymnastics FL	8.000 3T	8.400 2T	8.700 1T	8.300 3T	8.300 1T	8.200 2	49.900 3
4	401	Grayson Fuller	ACE Gymnastics FL	7.900 5T	7.600 7	8.300 4	8.100 6	7.700 6	8.000 3T	47.600 4
5	4007	Angel Morales-Trujillo	RAD Gymnastics	7.900 5T	8.000 5	8.000 5T	8.000 7	7.800 5	7.500 6	47.200 5
6	4002	Reuben Bowden	Apex Gymnastics CI	7.400 7	7.900 6	8.000 5T	7.500 9	8.000 4	7.700 5	46.500 6
7	4005	Jemsiel Medina	Piruetas	8.000 3T	8.400 2T	8.000 5T	8.200 5	7.200 7	5.700 9	45.500 7
8	4009	Wyatt Turner	Tupelo Gymnastics	6.500 8	6.400 9	6.300 9	8.400 2	6.200 9	6.500 7	40.300 8
9	4001	William Parker	ACE Gymnastics FL	5.500 9	6.900 8	7.300 8	7.600 8	6.600 8	6.000 8	39.900 9

Presidential Classic Men 2026

Meet Results

Feb 13-16, 2026

Judge's Signatures







Rank	Num	Name	Gym							AA
1	409	Artur Yaman	Gymnastics USA	9.000 2T	9.000 2	9.700 1T	9.500 2T	8.900 4T	9.100 1T	55.200 1
2	414	Micah Edmeade	Gymnastics USA	9.200 1	8.200 10	9.500 3T	9.000 13	9.300 1	8.400 8	53.600 2
3	411	Caleb Garcia	Gymnastics USA	9.000 2T	8.600 3T	9.500 3T	9.300 5T	8.500 9	8.600 4T	53.500 3
4	410	Cade Walker	Gymnastics USA	8.300 12	8.500 7	9.700 1T	9.500 2T	8.900 4T	8.500 6T	53.400 4
5	423	Princeton Stewart	Let It Shine	8.400 10T	8.600 3T	9.400 6T	9.300 5T	9.000 3	8.500 6T	53.200 5
6	412	Eli Gedeon	Gymnastics USA	8.800 5	9.100 1	9.500 3T	8.800 14	9.100 2	7.700 11	53.000 6
7	4000	Levi Polk	ACE Gymnastics FL	8.500 7T	8.000 12	9.400 6T	9.500 2T	8.800 6	8.600 4T	52.800 7
8T	429	Kohen Malone	Tupelo Gymnastics	8.700 6	7.100 14	9.000 8	9.300 5T	8.600 7*	9.100 1T	51.800 8T
8T	425	Ramses Smith	Sterling Academy MI	8.500 7T	8.600 3T	8.800 9T	9.100 10T	8.600 7*	8.200 9	51.800 8T
10	428	Jacksyn Hermansen	Tupelo Gymnastics	8.400 10T	8.300 8T	8.300 13	9.600 1	8.100 12	8.800 3	51.500 10
11	415	Beckett Grossman	Gymnastics Village	8.500 7T	7.800 13	8.800 9T	9.200 9	8.400 10	8.000 10	50.700 11
12	417	Caiden Bridges	Islands Gym GA	8.900 4	8.600 3T	8.700 11	9.100 10T	7.700 13	7.200 13	50.200 12
13	418	Coen MacCormack	Islands Gym GA	8.200 13	8.100 11	8.500 12	9.300 5T	8.300 11	7.300 12	49.700 13
14	419	Jackson Tyson	Islands Gym GA	7.400 14	8.300 8T	8.200 14	9.100 10T	7.300 14	6.700 14	47.000 14

Presidential Classic Men 2026

Meet Results

Feb 13-16, 2026







Judge's Signatures

Rank	Num	Name	Gym							AA
1	413	Emmett Ross	Gymnastics USA	8.200 11	8.900 7T	9.500 2	9.600 1	9.300 2T	8.800 4T	54.300 1
2	420	Blake Martin	Let It Shine	8.600 7T	9.100 2	9.100 8T	9.400 2T	9.400 1	8.600 7	54.200 2
3	424	Kaden Lietke	Sterling Academy MI	8.700 6	8.400 10T	9.300 3T	9.400 2T	9.100 5T	9.200 1	54.100 3
4T	405	Trip Roman	ACE Gymnastics FL	8.300 10	9.200 1	9.800 1	8.300 14	9.300 2T	9.100 2	54.000 4T
4T	422	Kingston Motsinger	Let It Shine	8.600 7T	8.900 7T	9.300 3T	9.400 2T	8.900 10	8.900 3	54.000 4T
6	408	Lucano Canelon Raffensper	Club Carbonell	9.400 1	8.200 12	9.200 6T	9.400 2T	9.000 7T	8.700 6	53.900 6
7	404	Keaton McPhee	ACE Gymnastics FL	9.300 2	9.000 3T	9.100 8T	9.300 7T	9.000 7T	8.100 12	53.800 7
8	421	Boden Alff	Let It Shine	8.100 12	9.000 3T	9.300 3T	9.300 7T	9.200 4	8.800 4T	53.700 8
9	406	Jack Codina	Balance Gym FL	8.900 3T	9.000 3T	9.000 11T	8.600 13	8.500 12	8.500 8T	52.500 9
10	426	James McEwan	The Rock	8.000 13	8.400 10T	9.000 11T	9.300 7T	9.000 7T	8.500 8T	52.200 10
11	434	Luca Tiziani	US Gym	8.900 3T	8.100 13	8.900 13	9.200 12	9.100 5T	7.900 13	52.100 11
12	400	George Williams	ACE Gymnastics FL	7.600 14	8.800 9	9.200 6T	9.400 2T	8.600 11	8.400 10	52.000 12
13	416	Jacob Corcoran	Gymnastics Village	8.400 9	8.000 14	9.100 8T	9.300 7T	8.300 13	8.200 11	51.300 13
14	433	Atisha Tenzin	US Gym	8.800 5	9.000 3T	8.500 14	9.300 7T	7.800 14	7.800 14	51.200 14

Presidential Classic Men 2026

Team Results







Feb 13-16, 2026

Rank	Gym	Team	Score						
1	Gymnastics USA	X	165.900	27.200 1	27.000 1T	28.900 1	28.600 1	27.700 1	26.500 1
2	ACE Gymnastics FL	X	162.900	26.100 2	27.000 1T	28.400 2	28.200 2	27.100 3	26.100 3
3	Let It Shine	X	162.600	25.600 3	27.000 1T	28.000 3	28.100 3	27.600 2	26.300 2
4	Islands Gym GA	X	146.900	24.500 4	25.000 4	25.400 4	27.500 4	23.300 4	21.200 4

Presidential Classic Men 2026

Meet Results

Feb 13-16, 2026







Rank	Num	Name	Gym							AA
1	514	Nathan Oquendo	Gymnastics USA	9.400 1	9.400 1	9.600 2	9.300 3T	9.500 1	9.000 2	56.200 1
2	509	Gianluca Distefano	Gymnastics USA	9.100 3T	8.900 4	9.700 1	9.600 1	8.900 6	9.400 1	55.600 2
3	508	Alexander Arthur	Gymnastics USA	8.800 7	8.500 6	9.400 3	8.900 8T	9.100 2T	8.700 3	53.400 3
4	511	Joseph Dodaro	Gymnastics USA	8.500 8	9.000 2T	8.500 7T	9.400 2	8.700 8	8.400 7	52.500 4
5	512	Landon Reimesch	Gymnastics USA	9.000 5	8.800 5	8.100 10	9.100 5T	9.100 2T	8.300 8	52.400 5
6	518	Knox Neidhart	Mid Ohio Gymnastics	9.300 2	7.700 9	9.100 4T	9.300 3T	8.800 7	7.900 9T	52.100 6
7	501	Everett Boeth	ACE Gymnastics FL	8.900 6	7.800 8	8.500 7T	8.900 8T	9.100 2T	8.500 6	51.700 7
8	513	Matthew Matut	Gymnastics USA	9.100 3T	7.500 10	9.100 4T	9.000 7	9.000 5	7.900 9T	51.600 8
9	506	Titan Graf	Balance Gym FL	7.600 10	9.000 2T	8.600 6	8.900 8T	8.400 9	8.600 4T	51.100 9
10	505	Luchi Suarez	Balance Gym FL	7.700 9	8.100 7	8.300 9	9.100 5T	7.400 10	8.600 4T	49.200 10

Presidential Classic Men 2026

Meet Results

Feb 13-16, 2026

Judge's Signatures







Rank	Num	Name	Gym							AA
1	6001	Francisco Melendez	ACE Gymnastics FL	9.400	9.100	9.800	9.800	9.800	8.900	56.800
				1	2	1	1	1	2	1
2	510	Hayden Salhab	Gymnastics USA	7.700	9.400	9.500	9.700	9.400	8.800	54.500
				8	1	2	2	2	3	2
3	520	Levi Towers	NCG 4S Ranch	9.000	9.000	9.000	9.300	8.800	9.200	54.300
				2	3	3	5T	3T	1	3
4	517	Dean Mingus	Let It Shine	8.500	8.300	8.800	9.500	8.800	8.000	51.900
				4	4	5	3T	3T	8T	4
5	9020	Edwin Galbreath	Balance Gym FL	8.100	8.200	7.800	9.500	8.700	8.400	50.700
				6T	5	10	3T	5	5	5
6	507	Cooper Hamilton	Blaze Gymnastics	8.900	6.200	8.900	9.300	8.600	8.500	50.400
				3	11	4	5T	6	4	6
7T	502	Gustavo Sánchez	ACE Gymnastics FL	8.400	7.600	8.100	9.300	8.200	8.300	49.900
				5	8T	8T	5T	7	6	7T
7T	515	Ethan Kennedy	Islands Gym GA	8.100	8.100	8.600	9.000	7.900	8.200	49.900
				6T	6	6	9	10	7	7T
9	516	Atley Simmons	Let It Shine	7.600	7.600	8.200	9.200	8.000	8.000	48.600
				9	8T	7	8	9	8T	9
10	529	Logan Lodovisi	Sterling Academy MI	6.700	7.700	8.100	8.900	8.100	8.000	47.500
				10	7	8T	10	8	8T	10
11	527	Ellis Rollins	Sterling Academy MI	6.200	7.300	7.100	8.700	7.400	6.800	43.500
				11	10	11	11	11	11	11

Presidential Classic Men 2026

Meet Results

Feb 13-16, 2026







Judge's Signatures

Rank	Num	Name	Gym							AA
1	521	Preston Tsai	NCG 4S Ranch	8.800 2	8.600 4	9.300 1	9.400 2T	8.600 5	8.600 1T	53.300 1
2	522	Remi Gundert	NCG 4S Ranch	8.300 4T	8.900 1T	8.800 4	9.200 7	8.900 3	8.600 1T	52.700 2
3	525	Andrew Skinner	RAD Gymnastics	9.500 1	8.400 5	8.900 3	9.300 6	8.000 7T	8.400 4	52.500 3
4	519	Jackson Gould	NCG 4S Ranch	8.000 6	8.200 6	9.000 2	9.400 2T	9.000 1T	8.600 1T	52.200 4
5	504	John Markovic	Balance Gym FL	8.600 3	8.900 1T	7.700 9	9.400 2T	8.300 6	8.300 5	51.200 5
6	524	Jelani Morales	NTS Gymnastics	7.600 8	8.700 3	8.200 6T	9.000 8T	8.800 4	7.800 9T	50.100 6
7	523	James Frank	NTS Gymnastics	7.300 9	7.700 8	8.200 6T	9.400 2T	7.800 9	7.900 6T	48.300 7
8	534	Evan Massoud	US Gym	8.300 4T	7.100 10	8.300 5	8.700 11	7.600 10	7.900 6T	47.900 8
9	535	Tomas Reganato	US Gym	7.100 11	7.900 7	7.800 8	9.600 1	7.300 11	7.800 9T	47.500 9
10	530	Lucas Moran	TAG Gymnastics MA	7.800 7	7.400 9	7.200 10	9.000 8T	9.000 1T	6.600 11	47.000 10
11	526	Carter Tousignant	Sterling Academy MI	7.200 10	5.800 11	6.900 11	8.900 10	8.000 7T	7.900 6T	44.700 11

Presidential Classic Men 2026

Team Results

Feb 13-16, 2026







Rank	Gym	Team	Score						
1	Gymnastics USA	X	168.100	27.600 1	27.800 1	28.800 1	28.700 1	28.000 1	27.200 1
2	NCG 4S Ranch	X	161.100	26.100 3	26.500 2	27.300 2	28.100 2	26.700 3	26.400 2
3	ACE Gymnastics FL	X	158.400	26.700 2	24.500 4	26.400 3	28.000 3T	27.100 2	25.700 3
4	Balance Gym FL	X	154.200	24.400 4	26.100 3	24.700 4	28.000 3T	25.400 4	25.600 4
5	Sterling Academy MI	X	135.700	20.100 5	20.800 5	22.100 5	26.500 5	23.500 5	22.700 5

Presidential Classic Men 2026

Meet Results

Feb 13-16, 2026







Judge's Signatures

Rank	Num	Name	Gym							AA
1	5009	Alexander Jenkins	RAD Gymnastics	7.900	8.400	8.800	8.500	8.600	8.300	50.500
				2	1	1	2	1	1T	1
2	5007	Jordy Pau	NCG 4S Ranch	7.700	8.100	8.500	8.600	8.400	7.600	48.900
				3	5	2T	1	2	8	2
3	5001	Kanav Manglik	Gymnastics Village	7.600	7.600	8.500	8.400	7.700	7.900	47.700
				4	7	2T	3	7T	3T	3
4	500	Chance Derbish	ACE Gymnastics FL	6.500	8.200	7.800	8.000	8.200	8.300	47.000
				9	3T	7	6T	3	1T	4
5	5006	Cassady Johnson	NCG 4S Ranch	7.100	8.200	8.500	8.000	7.500	7.500	46.800
				8	3T	2T	6T	10	9T	5
6	5008	Roc Casten	NCG 4S Ranch	6.400	8.300	8.100	7.900	8.100	7.800	46.600
				10T	2	6	10T	4	5	6
7	5005	Michael Sorenson	Islands Gym GA	6.400	7.900	8.200	8.100	7.900	7.700	46.200
				10T	6	5	5	5T	6T	7
8	5011	Sam Drake	TAG Gymnastics MA	7.400	7.100	7.600	8.000	7.600	7.700	45.400
				6T	9T	8	6T	9	6T	8
9T	5000	Sebastian Schneider	Gymnastica	7.500	6.300	7.400	8.300	7.900	7.900	45.300
				5	11	9*	4	5T	3T	9T
9T	5003	Oliver Clarke	Gymnastics Village	8.000	7.100	7.400	7.900	7.700	7.200	45.300
				1	9T	9*	10T	7T	11	9T
11	5002	Noah Blais	Gymnastics Village	7.400	7.200	7.000	8.000	6.300	7.500	43.400
				6T	8	11	6T	12	9T	11
12	5004	Marcus Flacksenburg	Islands Gym GA	5.700	5.300	6.300	7.800	7.100	6.500	38.700
				12	12	12	12	11	12	12

Presidential Classic Men 2026

Team Results

Feb 13-16, 2026







Rank	Gym	Team	Score						
1	Gymnastics Village	X	136.400	23.000 1	21.900 1	22.900 1	24.300 1	21.700 1	22.600 1

Presidential Classic Men 2026

Meet Results

Feb 13-16, 2026

Judge's Signatures







Rank	Num	Name	Gym							AA
1	603	Andrew Ogata	Gymnastics USA	D/E: 6.8 / 0.000	9.1 / 0.000	8.9 / 0.000	9.2 / 0.000	8.3 / 0.000		
				D+/E+: 0.000 / 0.0	0.000 / 0.0	0.000 / 0.0	0.000 / 0.0	0.000 / 0.0		
				S+/ND: --- / ---	--- / ---	--- / ---	--- / ---	--- / ---		
				Final: 9.400	6.800	9.100	8.900	9.200	8.300	51.700
				Place: 1	9	1	5*	1	2	1
2	606	Graham Lanning	NCG 4S Ranch	D/E: 8.6 / 0.000	7.8 / 0.000	--- / ---	9.4 / 0.000	8.7 / 0.000	7.2 / 0.000	
				D+/E+: 0.000 / 0.0	0.000 / 0.0	--- / ---	0.000 / 0.0	0.000 / 0.0	0.000 / 0.0	
				S+/ND: --- / ---	--- / ---	--- / ---	--- / ---	--- / ---	--- / ---	
				Final: 8.600	7.800	8.700	9.400	8.700	7.200	50.400
				Place: 2*	3*	5	1	3	5	2
3	605	Jameson Glass	Mid Ohio Gymnastics	D/E: 7.7 / 0.000	7.9 / 0.000	8.8 / 0.000	9.0 / 0.000	8.8 / 0.000	--- / ---	
				D+/E+: 0.000 / 0.0	0.000 / 0.0	0.000 / 0.0	0.000 / 0.0	0.000 / 0.0	--- / ---	
				S+/ND: --- / ---	--- / ---	--- / ---	--- / ---	--- / ---	--- / ---	
				Final: 7.700	7.900	8.800	9.000	8.800	7.500	49.700
				Place: 9	2	3T	4	2	4	3
4	604	Declan MacCormack	Islands Gym GA	D/E: 8.6 / 0.000	--- / ---	7.6 / 0.000	8.6 / 0.000	8.0 / 0.000	1.8 / 7.700	
				D+/E+: 0.000 / 0.0	--- / ---	0.000 / 0.0	0.000 / 0.0	0.000 / 0.0	0.000 / 0.0	
				S+/ND: --- / ---	--- / ---	--- / ---	--- / ---	--- / ---	--- / ---	
				Final: 8.600	6.900	7.600	8.600	8.000	9.500	49.200
				Place: 2*	8	10	9	5*	1	4
5	607	Hayden Cobb	NCG 4S Ranch	D/E: 7.8 / 0.000	7.0 / 0.000	--- / ---	8.5 / 0.000	8.5 / 0.000	8.0 / 0.000	
				D+/E+: 0.000 / 0.0	0.000 / 0.0	--- / ---	0.000 / 0.0	0.000 / 0.0	0.000 / 0.0	
				S+/ND: --- / ---	--- / ---	--- / ---	--- / ---	--- / ---	--- / ---	
				Final: 7.800	7.000	8.800	8.500	8.500	8.000	48.600
				Place: 5*	7	3T	10	4	3	5
6	610	Lincoln Taylor	United Gymnastix	D/E: 7.8 / 0.000	8.2 / 0.000	9.0 / 0.000	9.1 / 0.000	7.5 / 0.000	6.9 / 0.000	
				D+/E+: 0.000 / 0.0	0.000 / 0.0	0.000 / 0.0	0.000 / 0.0	0.000 / 0.0	0.000 / 0.0	
				S+/ND: --- / ---	--- / ---	--- / ---	--- / ---	--- / ---	--- / ---	
				Final: 7.800	8.200	9.000	9.100	7.500	6.900	48.500
				Place: 5*	1	2	2*	10	6	6
7T	602	Joey Sarnovsky	Golden City	D/E: 8.5 / 0.000	7.7 / 0.000	8.6 / 0.000	8.9 / 0.000	7.7 / 0.000	5.8 / 0.000	
				D+/E+: 0.000 / 0.0	0.000 / 0.0	0.000 / 0.0	0.000 / 0.0	0.000 / 0.0	0.000 / 0.0	
				S+/ND: --- / ---	--- / ---	--- / ---	--- / ---	--- / ---	--- / ---	
				Final: 8.500	7.700	8.600	8.900	7.700	5.800	47.200
				Place: 4	5	6	5*	8*	9*	7T
7T	608	Farit Akhmetov	Soar Gymnastics	D/E: 7.8 / 0.000	7.8 / 0.000	8.4 / 0.000	9.1 / 0.000	7.7 / 0.000	6.4 / 0.000	
				D+/E+: 0.000 / 0.0	0.000 / 0.0	0.000 / 0.0	0.000 / 0.0	0.000 / 0.0	0.000 / 0.0	
				S+/ND: --- / ---	--- / ---	--- / ---	--- / ---	--- / ---	--- / ---	
				Final: 7.800	7.800	8.400	9.100	7.700	6.400	47.200
				Place: 5*	3*	7	2*	8*	8	7T
9	601	Eli Mascaro	Golden City	D/E: 7.8 / 0.000	6.1 / 0.000	8.2 / 0.000	8.8 / 0.000	8.0 / 0.000	5.8 / 0.000	
				D+/E+: 0.000 / 0.0	0.000 / 0.0	0.000 / 0.0	0.000 / 0.0	0.000 / 0.0	0.000 / 0.0	
				S+/ND: --- / ---	--- / ---	--- / ---	--- / ---	--- / ---	--- / ---	
				Final: 7.800	6.100	8.200	8.800	8.000	5.800	44.700
				Place: 5*	10	8	7	5*	9*	9
10	600	Greyson Amidon	Blaze Gymnastics	D/E: 0.0 / 0.000	7.4 / 0.000	7.8 / 0.000	8.7 / 0.000	7.8 / 0.000	6.6 / 0.000	
				D+/E+: 0.000 / 0.0	0.000 / 0.0	0.000 / 0.0	0.000 / 0.0	0.000 / 0.0	0.000 / 0.0	
				S+/ND: --- / ---	--- / ---	--- / ---	--- / ---	--- / ---	--- / ---	
				Final: 0.000	7.400	7.800	8.700	7.800	6.600	38.300
				Place: 10	6	9	8	7	7	10

Presidential Classic Men 2026

Meet Results

Feb 13-16, 2026

Judge's Signatures

Rank	Num	Name	Gym							AA
1	6010	Jackson Bourne	United Gymnastix	D/E: 8.8 / 0.000	8.6 / 0.000	9.5 / 0.000	9.6 / 0.000	9.5 / 0.000	1.0 / 7.800	
				D+/E+: 0.000 / 0.0	0.000 / 0.0	0.000 / 0.0	0.000 / 0.0	0.000 / 0.0	0.000 / 0.0	
				S+/ND: -- / --	-- / --	-- / --	-- / --	-- / --	-- / --	
				Final: 8.800	8.600	9.500	9.600	9.500	8.800	54.800
				Place: 4	1	1	1	1*	4	1
2	6009	Rocket Gundert	NCG 4S Ranch	D/E: 9.3 / 0.000	8.1 / 0.000	-- / --	9.5 / 0.000	9.5 / 0.000	8.6 / 0.000	
				D+/E+: 0.000 / 0.0	0.000 / 0.0	-- / --	0.000 / 0.0	0.000 / 0.0	0.000 / 0.0	
				S+/ND: -- / --	-- / --	-- / --	-- / --	-- / --	-- / --	
				Final: 9.300	8.100	9.300	9.500	9.500	8.600	54.300
				Place: 1*	2*	3*	2	1*	5*	2
3	6004	Jeremiah Turnbull	Gymnastics USA	D/E: 9.0 / 0.000	7.6 / 0.000	9.3 / 0.000	9.0 / 0.000	8.1 / 0.000	8.4 / 0.000	
				D+/E+: 0.000 / 0.0	0.000 / 0.0	0.000 / 0.0	0.000 / 0.0	0.000 / 0.0	0.000 / 0.0	
				S+/ND: -- / --	-- / --	-- / --	-- / --	-- / --	-- / --	
				Final: 9.000	7.600	9.300	9.000	8.100	8.400	51.400
				Place: 3	6	3*	5	3	7	3
4	6002	Robbie Fulcher	Balance Gym FL	D/E: 9.3 / 0.000	7.0 / 0.000	9.3 / 0.000	8.5 / 0.000	7.7 / 0.000	9.0 / 0.000	
				D+/E+: 0.000 / 0.0	0.000 / 0.0	0.000 / 0.0	0.000 / 0.0	0.000 / 0.0	0.000 / 0.0	
				S+/ND: -- / --	-- / --	-- / --	-- / --	-- / --	-- / --	
				Final: 9.300	7.000	9.300	8.500	7.700	9.000	50.800
				Place: 1*	8	3*	10	6	2	4
5T	6006	Lincoln Boschetti	Gymnastics USA	D/E: 7.1 / 0.000	7.9 / 0.000	9.4 / 0.000	8.9 / 0.000	8.0 / 0.000	8.9 / 0.000	
				D+/E+: 0.000 / 0.0	0.000 / 0.0	0.000 / 0.0	0.000 / 0.0	0.000 / 0.0	0.000 / 0.0	
				S+/ND: -- / --	-- / --	-- / --	-- / --	-- / --	-- / --	
				Final: 7.100	7.900	9.400	8.900	8.000	8.900	50.200
				Place: 9	4*	2	6*	4*	3	5T
5T	6003	Colt Walker	Gymnastics USA	D/E: 7.7 / 0.000	7.4 / 0.000	9.3 / 0.000	8.7 / 0.000	8.0 / 0.000	9.1 / 0.000	
				D+/E+: 0.000 / 0.0	0.000 / 0.0	0.000 / 0.0	0.000 / 0.0	0.000 / 0.0	0.000 / 0.0	
				S+/ND: -- / --	-- / --	-- / --	-- / --	-- / --	-- / --	
				Final: 7.700	7.400	9.300	8.700	8.000	9.100	50.200
				Place: 7	7	3*	9	4*	1	5T
7	6007	Urijah Pagan	Gymnastics USA	D/E: 7.9 / 0.000	6.5 / 0.000	8.8 / 0.000	9.3 / 0.000	7.4 / 0.000	8.6 / 0.000	
				D+/E+: 0.000 / 0.0	0.000 / 0.0	0.000 / 0.0	0.000 / 0.0	0.000 / 0.0	0.000 / 0.0	
				S+/ND: -- / --	-- / --	-- / --	-- / --	-- / --	-- / --	
				Final: 7.900	6.500	8.800	9.300	7.400	8.600	48.500
				Place: 6	9	8	4	7	5*	7
8	6005	Kurtis Bateman	Gymnastics USA	D/E: -- / --	5.9 / 0.000	8.7 / 0.000	9.4 / 0.000	6.3 / 0.000	8.1 / 0.000	
				D+/E+: -- / --	0.000 / 0.0	0.000 / 0.0	0.000 / 0.0	0.000 / 0.0	0.000 / 0.0	
				S+/ND: -- / --	-- / --	-- / --	-- / --	-- / --	-- / --	
				Final: 8.600	5.900	8.700	9.400	6.300	8.100	47.000
				Place: 5	10	9	3	10	8	8
9	6000	Benjamin Davis	ACE Gymnastics FL	D/E: 7.3 / 0.000	8.1 / 0.000	8.1 / 0.000	8.8 / 0.000	7.3 / 0.000	6.6 / 0.000	
				D+/E+: 0.000 / 0.0	0.000 / 0.0	0.000 / 0.0	0.000 / 0.0	0.000 / 0.0	0.000 / 0.0	
				S+/ND: -- / --	-- / --	-- / --	-- / --	-- / --	-- / --	
				Final: 7.300	8.100	8.100	8.800	7.300	6.600	46.200
				Place: 8	2*	10	8	8	9	9
10	6008	Patrick Purim	NCG 4S Ranch	D/E: 0.0 / 0.000	7.9 / 0.000	-- / --	8.9 / 0.000	6.7 / 0.000	0.0 / 0.000	
				D+/E+: 0.000 / 0.0	0.000 / 0.0	-- / --	0.000 / 0.0	0.000 / 0.0	0.000 / 0.0	
				S+/ND: -- / --	-- / --	-- / --	-- / --	-- / --	-- / --	
				Final: 0.000	7.900	9.300	8.900	6.700	0.000	32.800
				Place: 10	4*	3*	6*	9	10	10







Presidential Classic Men 2026

Team Results

Men / 6D1,6E / All Ages

Session: B04

Feb 13-16, 2026

Rank	Gym	Team	Score						
1	Gymnastics USA	X	157.500	27.000 1	22.900 2	28.000 1	27.700 2	25.300 2	26.600 1
2	NCG 4S Ranch	X	155.200	25.700 2	23.800 1	27.400 2	27.800 1	26.700 1	23.800 2

Presidential Classic Men 2026







Meet Results

Feb 13-16, 2026

Men / 7 / L7 b4 g1

Session: B04

Judge's Signatures

Rank	Num	Name	Gym							AA
1	7001	Greshaun Murray	ACE Gymnastics FL	D/E: 2.4 / 9.000 D+/E+: 0.000 / 0.0 S+/ND: -- / -- Final: 11.400 Place: 4	2.1 / 8.700 0.000 / 0.0 -- / -- 10.800 1	2.1 / 9.800 0.000 / 0.0 -- / -- 11.900 1	3.2 / 8.800 0.000 / 0.0 -- / -- 12.000 1	2.6 / 9.700 0.000 / 0.0 -- / -- 12.300 1	2.2 / 7.500 0.000 / 0.0 -- / -- 9.700 5	68.100 1
2	7012	Julian Putti	Sterling Academy MI	D/E: 2.3 / 9.300 D+/E+: 0.000 / 0.0 S+/ND: -- / -- Final: 11.600 Place: 2	2.1 / 8.200 0.000 / 0.0 -- / -- 10.300 2	2.1 / 9.700 0.000 / 0.0 -- / -- 11.800 2	2.2 / 8.700 0.000 / 0.0 -- / -- 10.900 2	2.1 / 9.600 0.000 / 0.0 -- / -- 11.700 2T	2.2 / 6.600 0.000 / 0.0 -- / -- 8.800 6	65.100 2
3	7017	Jacob Gerhard	United Gymnastix	D/E: 2.2 / 9.300 D+/E+: 0.000 / 0.0 S+/ND: -- / -- Final: 11.500 Place: 3	2.1 / 7.200 0.000 / 0.0 -- / -- 9.300 6	2.1 / 9.500 0.000 / 0.0 -- / -- 11.600 3	1.2 / 9.200 0.000 / 0.0 -- / -- 10.400 3	2.2 / 8.800 0.000 / 0.0 -- / -- 11.000 8	-- / -- -- / -- -- / -- 9.900 3*	63.700 3
4	7002	Jake VanDemark	ACE Gymnastics FL	D/E: 2.7 / 9.000 D+/E+: 0.000 / 0.0 S+/ND: -- / -- Final: 11.700 Place: 1	2.2 / 6.800 0.000 / 0.0 -- / -- 9.000 7	2.1 / 9.000 0.000 / 0.0 -- / -- 11.100 6	1.2 / 8.500 0.000 / 0.0 -- / -- 9.700 7	2.1 / 9.100 0.000 / 0.0 -- / -- 11.200 5*	2.2 / 8.500 0.000 / 0.0 -- / -- 10.700 1	63.400 4
5	7015	Carter White	United Gymnastix	D/E: 2.3 / 9.000 D+/E+: 0.000 / 0.0 S+/ND: -- / -- Final: 11.300 Place: 5	2.1 / 7.500 0.000 / 0.0 -- / -- 9.600 4	2.1 / 9.400 0.000 / 0.0 -- / -- 11.500 4	1.2 / 8.300 0.000 / 0.0 -- / -- 9.500 8	2.1 / 9.300 0.000 / 0.0 -- / -- 11.400 4	-- / -- -- / -- -- / -- 9.900 3*	63.200 5
6	7018	Kaden Howard	United Gymnastix	D/E: 2.3 / 8.600 D+/E+: 0.000 / 0.0 S+/ND: -- / -- Final: 10.900 Place: 8	2.1 / 7.300 0.000 / 0.0 -- / -- 9.400 5	2.1 / 8.900 0.000 / 0.0 -- / -- 11.000 7	1.2 / 9.100 0.000 / 0.0 -- / -- 10.300 4*	2.2 / 8.900 0.000 / 0.0 -- / -- 11.100 7	-- / -- -- / -- -- / -- 10.300 2	63.000 6
7	7000	Bram Salisbury	ACE Gymnastics FL	D/E: 2.2 / 8.800 D+/E+: 0.000 / 0.0 S+/ND: -- / -- Final: 11.000 Place: 7	2.1 / 7.800 0.000 / 0.0 -- / -- 9.900 3	2.1 / 8.500 0.000 / 0.0 -- / -- 10.600 8	1.2 / 9.000 0.000 / 0.0 -- / -- 10.200 6	2.1 / 9.100 0.000 / 0.0 -- / -- 11.200 5*	1.1 / 7.400 0.000 / 0.0 -- / -- 8.500 7	61.400 7
8	7004	Jacob Drolet	Imagym	D/E: 2.3 / 8.900 D+/E+: 0.000 / 0.0 S+/ND: -- / -- Final: 11.200 Place: 6	1.9 / 7.900 0.000 / 0.0 -- / -2.0 7.800 8	2.1 / 9.100 0.000 / 0.0 -- / -- 11.200 5	1.2 / 9.100 0.000 / 0.0 -- / -- 10.300 4*	2.3 / 9.400 0.000 / 0.0 -- / -- 11.700 2T	1.2 / 9.300 0.000 / 0.0 -- / -4.0 6.500 8	58.700 8

Presidential Classic Men 2026

Meet Results







Feb 13-16, 2026

Page: 1
Printed: 2/13/2026 6:50:51 PM

Men / 7 / L7 b4 g2

Session: B04

Judge's Signatures

Rank	Num	Name	Gym							AA
1T	7003	Kilian McGee	ACE Gymnastics FL	D/E: 2.3 / 8.600	2.1 / 7.000	2.1 / 9.700	2.2 / 8.800	2.4 / 9.700	2.1 / 8.100	
				D+/E+: 0.000 / 0.0	0.000 / 0.0	0.000 / 0.0	0.000 / 0.0	0.000 / 0.0	0.000 / 0.0	
				S+/ND: -- / --	-- / --	-- / --	-- / --	-- / --	-- / --	
				Final: 10.900	9.100	11.800	11.000	12.100	10.200	65.100
				Place: 5T	7	1	1	1	4T	1T
1T	7006	Liam Serck	Let It Shine	D/E: 2.2 / 9.200	1.7 / 8.200	2.1 / 9.400	1.2 / 8.500	2.2 / 9.800	1.1 / 9.500	
				D+/E+: 0.000 / 0.0	0.000 / 0.0	0.000 / 0.0	0.000 / 0.0	0.000 / 0.0	0.000 / 0.0	
				S+/ND: -- / --	-- / --	-- / --	-- / --	-- / --	-- / --	
				Final: 11.400	9.900	11.500	9.700	12.000	10.600	65.100
				Place: 1*	3	4	7	2	2T	1T
3	7011	Alex Marcot	Sterling Academy MI	D/E: 2.2 / 9.200	2.1 / 7.300	2.1 / 9.300	1.2 / 8.900	2.1 / 9.700	1.6 / 9.000	
				D+/E+: 0.000 / 0.0	0.000 / 0.0	0.000 / 0.0	0.000 / 0.0	0.000 / 0.0	0.000 / 0.0	
				S+/ND: -- / --	-- / --	-- / --	-- / --	-- / --	-- / --	
				Final: 11.400	9.400	11.400	10.100	11.800	10.600	64.700
				Place: 1*	5*	5	3	3	2T	3
4	7009	Asher Kaufman	NCG 4S Ranch	D/E: 2.2 / 8.900	2.1 / 7.300	2.1 / 9.500	1.2 / 8.800	2.1 / 9.000	2.2 / 8.600	
				D+/E+: 0.000 / 0.0	0.000 / 0.0	0.000 / 0.0	0.000 / 0.0	0.000 / 0.0	0.000 / 0.0	
				S+/ND: -- / --	-- / --	-- / --	-- / --	-- / --	-- / --	
				Final: 11.100	9.400	11.600	10.000	11.100	10.800	64.000
				Place: 4	5*	2*	4	7T	1	4
5	7008	Alp Temocin	NCG 4S Ranch	D/E: 2.5 / 8.800	2.2 / 7.500	2.2 / 8.800	1.2 / 9.100	2.1 / 9.200	2.1 / 7.700	
				D+/E+: 0.000 / 0.0	0.000 / 0.0	0.000 / 0.0	0.000 / 0.0	0.000 / 0.0	0.000 / 0.0	
				S+/ND: -- / --	-- / --	-- / --	-- / --	-- / --	-- / --	
				Final: 11.300	9.700	11.000	10.300	11.300	9.800	63.400
				Place: 3	4	8	2	5*	6	5
6	7014	Austin Gonzales	United Gymnastix	D/E: 2.1 / 8.800	2.1 / 8.200	2.1 / 9.200	1.2 / 8.600	2.1 / 9.200	-- / --	
				D+/E+: 0.000 / 0.0	0.000 / 0.0	0.000 / 0.0	0.000 / 0.0	0.000 / 0.0	-- / --	
				S+/ND: -- / --	-- / --	-- / --	-- / --	-- / --	-- / --	
				Final: 10.900	10.300	11.300	9.800	11.300	9.400	63.000
				Place: 5T	2	6	5*	5*	7	6
7	7005	Conor Nguyen	Islands Gym GA	D/E: 2.2 / 8.600	-- / --	2.1 / 9.500	2.2 / 7.300	2.3 / 8.800	1.1 / 6.300	
				D+/E+: 0.000 / 0.0	-- / --	0.000 / 0.0	0.000 / 0.0	0.000 / 0.0	0.000 / 0.0	
				S+/ND: -- / --	-- / --	-- / --	-- / --	-- / --	-- / --	
				Final: 10.800	10.500	11.600	9.500	11.100	7.400	60.900
				Place: 7*	1	2*	8	7T	8	7
8	7007	Simon Kolbus	Let It Shine	D/E: 2.2 / 8.600	1.6 / 6.200	2.1 / 9.100	1.2 / 8.600	2.2 / 9.400	1.6 / 8.600	
				D+/E+: 0.000 / 0.0	0.000 / 0.0	0.000 / 0.0	0.000 / 0.0	0.000 / 0.0	0.000 / 0.0	
				S+/ND: -- / --	-- / -1.0	-- / --	-- / --	-- / --	-- / --	
				Final: 10.800	6.800	11.200	9.800	11.600	10.200	60.400
				Place: 7*	8	7	5*	4	4T	8







Presidential Classic Men 2026

Team Results

Feb 13-16, 2026

Page: 1
Printed: 2/13/2026 6:50:55 PM

Men / 7 / All Ages
Session: B04

Rank	Gym	Team	Score						
1	ACE Gymnastics FL	X	198.100	34.100	29.800	34.800	33.200	35.600	30.600
				1	1	1	1	1	1
2	United Gymnastix	X	191.800	33.700	29.300	34.400	30.500	33.800	30.100
				2	2	2	2	2	2

Presidential Classic Men 2026







Meet Results

Men / 8 / L8 b4 all

Session: B04

Feb 13-16, 2026







Judge's Signatures

Rank	Num	Name	Gym							AA
1	8003	Mickael Raymond	Imagym	D/E: 3.2 / 9.400	2.8 / 8.600	2.3 / 9.600	2.4 / 7.700	2.5 / 9.600	2.1 / 8.100	
				D+/E+: 0.000 / 0.1	0.000 / 0.0	0.000 / 0.2	0.000 / 0.0	0.000 / 0.2	0.000 / 0.0	
				S+/ND: -- / --	-- / --	-- / --	-- / --	-- / --	-- / --	
				Final: 12.700	11.400	12.100	10.100	12.300	10.200	68.800
				Place: 1	2	1T	8T	2	5T	1
2	8012	David Alen Alagozyan	United Gymnastix	D/E: 3.3 / 9.000	3.2 / 8.400	2.7 / 9.300	1.2 / 7.700	3.1 / 9.300	2.1 / 8.400	
				D+/E+: 0.000 / 0.0	0.000 / 0.0	0.000 / 0.1	0.000 / 0.0	0.000 / 0.1	0.000 / 0.0	
				S+/ND: -- / --	-- / --	-- / --	-- / --	-- / --	-- / --	
				Final: 12.300	11.600	12.100	8.900	12.500	10.500	67.900
				Place: 5	1	1T	12	1	2	2
3	8005	Cayleb Winchester	Islands Gym GA	D/E: 3.4 / 9.100	-- / --	2.1 / 9.000	2.2 / 8.500	2.8 / 8.700	2.2 / 8.200	
				D+/E+: 0.000 / 0.0	-- / --	0.000 / 0.0	0.000 / 0.0	0.000 / 0.0	0.000 / 0.0	
				S+/ND: -- / --	-- / --	-- / --	-- / --	-- / --	-- / --	
				Final: 12.500	10.900	11.100	10.700	11.500	10.400	67.100
				Place: 2T	4	6T	3	8	3	3
4	8010	Hurley Palen	NTS Gymnastics	D/E: 3.5 / 9.000	2.6 / 8.700	2.9 / 7.600	2.2 / 8.200	2.9 / 9.100	1.9 / 8.300	
				D+/E+: 0.000 / 0.0	0.000 / 0.0	0.000 / 0.0	0.000 / 0.0	0.000 / 0.0	0.000 / 0.0	
				S+/ND: -- / --	-- / --	-- / --	-- / --	-- / --	-- / --	
				Final: 12.500	11.300	10.500	10.400	12.000	10.200	66.900
				Place: 2T	3	12	5*	5	5T	4
5	8004	Nicolas Bergeron	Imagym	D/E: 3.2 / 9.000	2.4 / 6.600	2.5 / 9.200	2.2 / 8.200	2.3 / 9.600	2.0 / 8.300	
				D+/E+: 0.000 / 0.0	0.000 / 0.0	0.000 / 0.1	0.000 / 0.0	0.000 / 0.2	0.000 / 0.0	
				S+/ND: -- / --	-- / --	-- / 0.1	-- / --	-- / --	-- / --	
				Final: 12.200	9.000	11.900	10.400	12.100	10.300	65.900
				Place: 6	10T	3	5*	4	4	5
6	8008	Michael Friedenbach	Islands Gym GA	D/E: 3.4 / 8.400	-- / --	1.7 / 9.000	2.4 / 8.100	2.3 / 9.200	1.2 / 9.000	
				D+/E+: 0.000 / 0.0	-- / --	0.000 / 0.0	0.000 / 0.0	0.000 / 0.1	0.000 / 0.0	
				S+/ND: -- / --	-- / --	-- / --	-- / --	-- / --	-- / --	
				Final: 11.800	9.100	10.700	10.500	11.600	10.200	63.900
				Place: 9	9	9*	4	7	5T	6
7	8002	Ian-Olivier Gervais	Imagym	D/E: 2.9 / 9.400	2.4 / 8.100	2.6 / 9.000	2.2 / 7.800	2.4 / 9.400	1.7 / 6.500	
				D+/E+: 0.000 / 0.1	0.000 / 0.0	0.000 / 0.0	0.000 / 0.0	0.000 / 0.1	0.000 / 0.0	
				S+/ND: -- / --	-- / -1.0	-- / --	-- / --	-- / --	-- / --	
				Final: 12.400	9.500	11.600	10.000	11.900	8.200	63.600
				Place: 4	6	4	10	6	10	7
8	8007	Isaac Madeiros	Islands Gym GA	D/E: 3.4 / 8.000	-- / --	1.8 / 9.100	1.2 / 8.700	2.3 / 8.800	1.8 / 8.100	
				D+/E+: 0.000 / 0.0	-- / --	0.000 / 0.0	0.000 / 0.0	0.000 / 0.0	0.000 / 0.0	
				S+/ND: -- / --	-- / --	-- / --	-- / --	-- / --	-- / --	
				Final: 11.400	9.300	10.900	9.900	11.100	9.900	62.500
				Place: 11	8	8	11	10	8	8
9	8009	Nolan Jones	Islands Gym GA	D/E: 3.3 / 8.600	-- / --	1.8 / 9.200	2.2 / 8.200	2.4 / 7.700	1.8 / 6.500	
				D+/E+: 0.000 / 0.0	-- / --	0.000 / 0.1	0.000 / 0.0	0.000 / 0.0	0.000 / 0.0	
				S+/ND: -- / --	-- / --	-- / --	-- / --	-- / --	-- / --	
				Final: 11.900	10.500	11.100	10.400	10.100	8.300	62.300
				Place: 8	5	6T	5*	11	9	9
10	8001	Antony Lafond-Leveille	Imagym	D/E: 3.1 / 9.000	1.1 / 6.900	2.5 / 8.800	1.2 / 9.600	2.8 / 9.300	0.8 / 9.600	
				D+/E+: 0.000 / 0.0	0.000 / 0.0	0.000 / 0.0	0.000 / 0.2	0.000 / 0.1	0.000 / 0.2	
				S+/ND: -- / --	-- / -1.0	-- / --	-- / --	-- / --	-- / -3.0	
				Final: 12.100	7.000	11.300	11.000	12.200	7.600	61.200
				Place: 7	12	5	1T	3	11	10
11	8006	Collin Amerson	Islands Gym GA	D/E: 3.3 / 8.200	-- / --	1.7 / 9.000	1.2 / 8.900	2.4 / 9.000	1.6 / 5.400	
				D+/E+: 0.000 / 0.0	-- / --	0.000 / 0.0	0.000 / 0.0	0.000 / 0.0	0.000 / 0.0	
				S+/ND: -- / --	-- / --	-- / --	-- / --	-- / --	-- / -1.0	
				Final: 11.500	9.000	10.700	10.100	11.400	6.000	58.700
				Place: 10	10T	9*	8T	9	12	11

Presidential Classic Men 2026

Meet Results







Feb 13-16, 2026

Rank	Num	Name	Gym							AA
12	8011	Daryn Hermansen	Tupelo Gymnastics	D/E: 0.0 / 0.000	2.5 / 6.900	2.1 / 8.500	3.2 / 7.800	2.4 / 7.400	1.9 / 9.400	
				D+/E+: 0.000 / 0.0	0.000 / 0.0	0.000 / 0.0	0.000 / 0.0	0.000 / 0.0	0.000 / 0.1	
				S+/ND: <u> </u> / <u> </u>	<u> </u> / <u> </u>	<u> </u> / 0.1	<u> </u> / <u> </u>	<u> </u> / <u> </u>	<u> </u> / <u> </u>	
				Final: 0.000	9.400	10.700	11.000	9.800	11.400	52.300
				Place: 12	7	9T	1T	12	1	12

Presidential Classic Men 2026

Team Results

Feb 13-16, 2026







Rank	Gym	Team	Score						
1	Imagym	X	199.600	37.300 1	29.900 2	35.600 1	31.500 2	36.600 1	28.700 2
2	Islands Gym GA	X	196.600	36.200 2	30.700 1	33.100 2	31.600 1	34.500 2	30.500 1

Presidential Classic Men 2026

Meet Results

Feb 13-16, 2026

Judge's Signatures







Rank	Num	Name	Gym							AA
1	603	Andrew Ogata	Gymnastics USA	D/E: 6.8 / 0.000	9.1 / 0.000	8.9 / 0.000	9.2 / 0.000	8.3 / 0.000		
				D+/E+: 0.000 / 0.0	0.000 / 0.0	0.000 / 0.0	0.000 / 0.0	0.000 / 0.0		
				S+/ND: - / -	- / -	- / -	- / -	- / -		
				Final: 9.400	6.800	9.100	8.900	9.200	8.300	51.700
				Place: 1	9	1	5*	1	2	1
2	606	Graham Lanning	NCG 4S Ranch	D/E: 8.6 / 0.000	7.8 / 0.000	- / -	9.4 / 0.000	8.7 / 0.000	7.2 / 0.000	
				D+/E+: 0.000 / 0.0	0.000 / 0.0	- / -	0.000 / 0.0	0.000 / 0.0	0.000 / 0.0	
				S+/ND: - / -	- / -	- / -	- / -	- / -	- / -	
				Final: 8.600	7.800	8.700	9.400	8.700	7.200	50.400
				Place: 2*	3*	5	1	3	5	2
3	605	Jameson Glass	Mid Ohio Gymnastics	D/E: 7.7 / 0.000	7.9 / 0.000	8.8 / 0.000	9.0 / 0.000	8.8 / 0.000	- / -	
				D+/E+: 0.000 / 0.0	0.000 / 0.0	0.000 / 0.0	0.000 / 0.0	0.000 / 0.0	- / -	
				S+/ND: - / -	- / -	- / -	- / -	- / -	- / -	
				Final: 7.700	7.900	8.800	9.000	8.800	7.500	49.700
				Place: 9	2	3T	4	2	4	3
4	604	Declan MacCormack	Islands Gym GA	D/E: 8.6 / 0.000	- / -	7.6 / 0.000	8.6 / 0.000	8.0 / 0.000	1.8 / 7.700	
				D+/E+: 0.000 / 0.0	- / -	0.000 / 0.0	0.000 / 0.0	0.000 / 0.0	0.000 / 0.0	
				S+/ND: - / -	- / -	- / -	- / -	- / -	- / -	
				Final: 8.600	6.900	7.600	8.600	8.000	9.500	49.200
				Place: 2*	8	10	9	5*	1	4
5	607	Hayden Cobb	NCG 4S Ranch	D/E: 7.8 / 0.000	7.0 / 0.000	- / -	8.5 / 0.000	8.5 / 0.000	8.0 / 0.000	
				D+/E+: 0.000 / 0.0	0.000 / 0.0	- / -	0.000 / 0.0	0.000 / 0.0	0.000 / 0.0	
				S+/ND: - / -	- / -	- / -	- / -	- / -	- / -	
				Final: 7.800	7.000	8.800	8.500	8.500	8.000	48.600
				Place: 5*	7	3T	10	4	3	5
6	610	Lincoln Taylor	United Gymnastix	D/E: 7.8 / 0.000	8.2 / 0.000	9.0 / 0.000	9.1 / 0.000	7.5 / 0.000	6.9 / 0.000	
				D+/E+: 0.000 / 0.0	0.000 / 0.0	0.000 / 0.0	0.000 / 0.0	0.000 / 0.0	0.000 / 0.0	
				S+/ND: - / -	- / -	- / -	- / -	- / -	- / -	
				Final: 7.800	8.200	9.000	9.100	7.500	6.900	48.500
				Place: 5*	1	2	2*	10	6	6
7T	602	Joey Sarnovsky	Golden City	D/E: 8.5 / 0.000	7.7 / 0.000	8.6 / 0.000	8.9 / 0.000	7.7 / 0.000	5.8 / 0.000	
				D+/E+: 0.000 / 0.0	0.000 / 0.0	0.000 / 0.0	0.000 / 0.0	0.000 / 0.0	0.000 / 0.0	
				S+/ND: - / -	- / -	- / -	- / -	- / -	- / -	
				Final: 8.500	7.700	8.600	8.900	7.700	5.800	47.200
				Place: 4	5	6	5*	8*	9*	7T
7T	608	Farit Akhmetov	Soar Gymnastics	D/E: 7.8 / 0.000	7.8 / 0.000	8.4 / 0.000	9.1 / 0.000	7.7 / 0.000	6.4 / 0.000	
				D+/E+: 0.000 / 0.0	0.000 / 0.0	0.000 / 0.0	0.000 / 0.0	0.000 / 0.0	0.000 / 0.0	
				S+/ND: - / -	- / -	- / -	- / -	- / -	- / -	
				Final: 7.800	7.800	8.400	9.100	7.700	6.400	47.200
				Place: 5*	3*	7	2*	8*	8	7T
9	601	Eli Mascaro	Golden City	D/E: 7.8 / 0.000	6.1 / 0.000	8.2 / 0.000	8.8 / 0.000	8.0 / 0.000	5.8 / 0.000	
				D+/E+: 0.000 / 0.0	0.000 / 0.0	0.000 / 0.0	0.000 / 0.0	0.000 / 0.0	0.000 / 0.0	
				S+/ND: - / -	- / -	- / -	- / -	- / -	- / -	
				Final: 7.800	6.100	8.200	8.800	8.000	5.800	44.700
				Place: 5*	10	8	7	5*	9*	9
10	600	Greyson Amidon	Blaze Gymnastics	D/E: 0.0 / 0.000	7.4 / 0.000	7.8 / 0.000	8.7 / 0.000	7.8 / 0.000	6.6 / 0.000	
				D+/E+: 0.000 / 0.0	0.000 / 0.0	0.000 / 0.0	0.000 / 0.0	0.000 / 0.0	0.000 / 0.0	
				S+/ND: - / -	- / -	- / -	- / -	- / -	- / -	
				Final: 0.000	7.400	7.800	8.700	7.800	6.600	38.300
				Place: 10	6	9	8	7	7	10

Presidential Classic Men 2026

Meet Results

Feb 13-16, 2026

Judge's Signatures

Rank	Num	Name	Gym							AA
1	6010	Jackson Bourne	United Gymnastix	D/E: 8.8 / 0.000	8.6 / 0.000	9.5 / 0.000	9.6 / 0.000	9.5 / 0.000	1.0 / 7.800	
				D+/E+: 0.000 / 0.0	0.000 / 0.0	0.000 / 0.0	0.000 / 0.0	0.000 / 0.0	0.000 / 0.0	
				S+/ND: -- / --	-- / --	-- / --	-- / --	-- / --	-- / --	
				Final: 8.800	8.600	9.500	9.600	9.500	8.800	54.800
				Place: 4	1	1	1	1*	4	1
2	6009	Rocket Gundert	NCG 4S Ranch	D/E: 9.3 / 0.000	8.1 / 0.000	-- / --	9.5 / 0.000	9.5 / 0.000	8.6 / 0.000	
				D+/E+: 0.000 / 0.0	0.000 / 0.0	-- / --	0.000 / 0.0	0.000 / 0.0	0.000 / 0.0	
				S+/ND: -- / --	-- / --	-- / --	-- / --	-- / --	-- / --	
				Final: 9.300	8.100	9.300	9.500	9.500	8.600	54.300
				Place: 1*	2*	3*	2	1*	5*	2
3	6004	Jeremiah Turnbull	Gymnastics USA	D/E: 9.0 / 0.000	7.6 / 0.000	9.3 / 0.000	9.0 / 0.000	8.1 / 0.000	8.4 / 0.000	
				D+/E+: 0.000 / 0.0	0.000 / 0.0	0.000 / 0.0	0.000 / 0.0	0.000 / 0.0	0.000 / 0.0	
				S+/ND: -- / --	-- / --	-- / --	-- / --	-- / --	-- / --	
				Final: 9.000	7.600	9.300	9.000	8.100	8.400	51.400
				Place: 3	6	3*	5	3	7	3
4	6002	Robbie Fulcher	Balance Gym FL	D/E: 9.3 / 0.000	7.0 / 0.000	9.3 / 0.000	8.5 / 0.000	7.7 / 0.000	9.0 / 0.000	
				D+/E+: 0.000 / 0.0	0.000 / 0.0	0.000 / 0.0	0.000 / 0.0	0.000 / 0.0	0.000 / 0.0	
				S+/ND: -- / --	-- / --	-- / --	-- / --	-- / --	-- / --	
				Final: 9.300	7.000	9.300	8.500	7.700	9.000	50.800
				Place: 1*	8	3*	10	6	2	4
5T	6006	Lincoln Boschetti	Gymnastics USA	D/E: 7.1 / 0.000	7.9 / 0.000	9.4 / 0.000	8.9 / 0.000	8.0 / 0.000	8.9 / 0.000	
				D+/E+: 0.000 / 0.0	0.000 / 0.0	0.000 / 0.0	0.000 / 0.0	0.000 / 0.0	0.000 / 0.0	
				S+/ND: -- / --	-- / --	-- / --	-- / --	-- / --	-- / --	
				Final: 7.100	7.900	9.400	8.900	8.000	8.900	50.200
				Place: 9	4*	2	6*	4*	3	5T
5T	6003	Colt Walker	Gymnastics USA	D/E: 7.7 / 0.000	7.4 / 0.000	9.3 / 0.000	8.7 / 0.000	8.0 / 0.000	9.1 / 0.000	
				D+/E+: 0.000 / 0.0	0.000 / 0.0	0.000 / 0.0	0.000 / 0.0	0.000 / 0.0	0.000 / 0.0	
				S+/ND: -- / --	-- / --	-- / --	-- / --	-- / --	-- / --	
				Final: 7.700	7.400	9.300	8.700	8.000	9.100	50.200
				Place: 7	7	3*	9	4*	1	5T
7	6007	Urijah Pagan	Gymnastics USA	D/E: 7.9 / 0.000	6.5 / 0.000	8.8 / 0.000	9.3 / 0.000	7.4 / 0.000	8.6 / 0.000	
				D+/E+: 0.000 / 0.0	0.000 / 0.0	0.000 / 0.0	0.000 / 0.0	0.000 / 0.0	0.000 / 0.0	
				S+/ND: -- / --	-- / --	-- / --	-- / --	-- / --	-- / --	
				Final: 7.900	6.500	8.800	9.300	7.400	8.600	48.500
				Place: 6	9	8	4	7	5*	7
8	6005	Kurtis Bateman	Gymnastics USA	D/E: -- / --	5.9 / 0.000	8.7 / 0.000	9.4 / 0.000	6.3 / 0.000	8.1 / 0.000	
				D+/E+: -- / --	0.000 / 0.0	0.000 / 0.0	0.000 / 0.0	0.000 / 0.0	0.000 / 0.0	
				S+/ND: -- / --	-- / --	-- / --	-- / --	-- / --	-- / --	
				Final: 8.600	5.900	8.700	9.400	6.300	8.100	47.000
				Place: 5	10	9	3	10	8	8
9	6000	Benjamin Davis	ACE Gymnastics FL	D/E: 7.3 / 0.000	8.1 / 0.000	8.1 / 0.000	8.8 / 0.000	7.3 / 0.000	6.6 / 0.000	
				D+/E+: 0.000 / 0.0	0.000 / 0.0	0.000 / 0.0	0.000 / 0.0	0.000 / 0.0	0.000 / 0.0	
				S+/ND: -- / --	-- / --	-- / --	-- / --	-- / --	-- / --	
				Final: 7.300	8.100	8.100	8.800	7.300	6.600	46.200
				Place: 8	2*	10	8	8	9	9
10	6008	Patrick Purim	NCG 4S Ranch	D/E: 0.0 / 0.000	7.9 / 0.000	-- / --	8.9 / 0.000	6.7 / 0.000	0.0 / 0.000	
				D+/E+: 0.000 / 0.0	0.000 / 0.0	-- / --	0.000 / 0.0	0.000 / 0.0	0.000 / 0.0	
				S+/ND: -- / --	-- / --	-- / --	-- / --	-- / --	-- / --	
				Final: 0.000	7.900	9.300	8.900	6.700	0.000	32.800
				Place: 10	4*	3*	6*	9	10	10







Presidential Classic Men 2026

Team Results

Men / 6D1,6E / All Ages

Session: B04

Feb 13-16, 2026

Rank	Gym	Team	Score						
1	Gymnastics USA	X	157.500	27.000 1	22.900 2	28.000 1	27.700 2	25.300 2	26.600 1
2	NCG 4S Ranch	X	155.200	25.700 2	23.800 1	27.400 2	27.800 1	26.700 1	23.800 2

Presidential Classic Men 2026







Meet Results

Feb 13-16, 2026

Men / 7 / L7 b4 g1

Session: B04

Judge's Signatures

Rank	Num	Name	Gym							AA
1	7001	Greshaun Murray	ACE Gymnastics FL	D/E: 2.4 / 9.000 D+/E+: 0.000 / 0.0 S+/ND: -- / -- Final: 11.400 Place: 4	2.1 / 8.700 0.000 / 0.0 -- / -- 10.800 1	2.1 / 9.800 0.000 / 0.0 -- / -- 11.900 1	3.2 / 8.800 0.000 / 0.0 -- / -- 12.000 1	2.6 / 9.700 0.000 / 0.0 -- / -- 12.300 1	2.2 / 7.500 0.000 / 0.0 -- / -- 9.700 5	68.100 1
2	7012	Julian Putti	Sterling Academy MI	D/E: 2.3 / 9.300 D+/E+: 0.000 / 0.0 S+/ND: -- / -- Final: 11.600 Place: 2	2.1 / 8.200 0.000 / 0.0 -- / -- 10.300 2	2.1 / 9.700 0.000 / 0.0 -- / -- 11.800 2	2.2 / 8.700 0.000 / 0.0 -- / -- 10.900 2	2.1 / 9.600 0.000 / 0.0 -- / -- 11.700 2T	2.2 / 6.600 0.000 / 0.0 -- / -- 8.800 6	65.100 2
3	7017	Jacob Gerhard	United Gymnastix	D/E: 2.2 / 9.300 D+/E+: 0.000 / 0.0 S+/ND: -- / -- Final: 11.500 Place: 3	2.1 / 7.200 0.000 / 0.0 -- / -- 9.300 6	2.1 / 9.500 0.000 / 0.0 -- / -- 11.600 3	1.2 / 9.200 0.000 / 0.0 -- / -- 10.400 3	2.2 / 8.800 0.000 / 0.0 -- / -- 11.000 8	-- / -- -- / -- -- / -- 9.900 3*	63.700 3
4	7002	Jake VanDemark	ACE Gymnastics FL	D/E: 2.7 / 9.000 D+/E+: 0.000 / 0.0 S+/ND: -- / -- Final: 11.700 Place: 1	2.2 / 6.800 0.000 / 0.0 -- / -- 9.000 7	2.1 / 9.000 0.000 / 0.0 -- / -- 11.100 6	1.2 / 8.500 0.000 / 0.0 -- / -- 9.700 7	2.1 / 9.100 0.000 / 0.0 -- / -- 11.200 5*	2.2 / 8.500 0.000 / 0.0 -- / -- 10.700 1	63.400 4
5	7015	Carter White	United Gymnastix	D/E: 2.3 / 9.000 D+/E+: 0.000 / 0.0 S+/ND: -- / -- Final: 11.300 Place: 5	2.1 / 7.500 0.000 / 0.0 -- / -- 9.600 4	2.1 / 9.400 0.000 / 0.0 -- / -- 11.500 4	1.2 / 8.300 0.000 / 0.0 -- / -- 9.500 8	2.1 / 9.300 0.000 / 0.0 -- / -- 11.400 4	-- / -- -- / -- -- / -- 9.900 3*	63.200 5
6	7018	Kaden Howard	United Gymnastix	D/E: 2.3 / 8.600 D+/E+: 0.000 / 0.0 S+/ND: -- / -- Final: 10.900 Place: 8	2.1 / 7.300 0.000 / 0.0 -- / -- 9.400 5	2.1 / 8.900 0.000 / 0.0 -- / -- 11.000 7	1.2 / 9.100 0.000 / 0.0 -- / -- 10.300 4*	2.2 / 8.900 0.000 / 0.0 -- / -- 11.100 7	-- / -- -- / -- -- / -- 10.300 2	63.000 6
7	7000	Bram Salisbury	ACE Gymnastics FL	D/E: 2.2 / 8.800 D+/E+: 0.000 / 0.0 S+/ND: -- / -- Final: 11.000 Place: 7	2.1 / 7.800 0.000 / 0.0 -- / -- 9.900 3	2.1 / 8.500 0.000 / 0.0 -- / -- 10.600 8	1.2 / 9.000 0.000 / 0.0 -- / -- 10.200 6	2.1 / 9.100 0.000 / 0.0 -- / -- 11.200 5*	1.1 / 7.400 0.000 / 0.0 -- / -- 8.500 7	61.400 7
8	7004	Jacob Drolet	Imagym	D/E: 2.3 / 8.900 D+/E+: 0.000 / 0.0 S+/ND: -- / -- Final: 11.200 Place: 6	1.9 / 7.900 0.000 / 0.0 -- / -2.0 7.800 8	2.1 / 9.100 0.000 / 0.0 -- / -- 11.200 5	1.2 / 9.100 0.000 / 0.0 -- / -- 10.300 4*	2.3 / 9.400 0.000 / 0.0 -- / -- 11.700 2T	1.2 / 9.300 0.000 / 0.0 -- / -4.0 6.500 8	58.700 8

Presidential Classic Men 2026

Meet Results







Feb 13-16, 2026

Page: 1
Printed: 2/13/2026 6:50:51 PM

Men / 7 / L7 b4 g2

Session: B04

Judge's Signatures

Rank	Num	Name	Gym							AA
1T	7003	Kilian McGee	ACE Gymnastics FL	D/E: 2.3 / 8.600	2.1 / 7.000	2.1 / 9.700	2.2 / 8.800	2.4 / 9.700	2.1 / 8.100	
				D+/E+: 0.000 / 0.0	0.000 / 0.0	0.000 / 0.0	0.000 / 0.0	0.000 / 0.0	0.000 / 0.0	
				S+/ND: -- / --	-- / --	-- / --	-- / --	-- / --	-- / --	
				Final: 10.900	9.100	11.800	11.000	12.100	10.200	65.100
				Place: 5T	7	1	1	1	4T	1T
1T	7006	Liam Serck	Let It Shine	D/E: 2.2 / 9.200	1.7 / 8.200	2.1 / 9.400	1.2 / 8.500	2.2 / 9.800	1.1 / 9.500	
				D+/E+: 0.000 / 0.0	0.000 / 0.0	0.000 / 0.0	0.000 / 0.0	0.000 / 0.0	0.000 / 0.0	
				S+/ND: -- / --	-- / --	-- / --	-- / --	-- / --	-- / --	
				Final: 11.400	9.900	11.500	9.700	12.000	10.600	65.100
				Place: 1*	3	4	7	2	2T	1T
3	7011	Alex Marcot	Sterling Academy MI	D/E: 2.2 / 9.200	2.1 / 7.300	2.1 / 9.300	1.2 / 8.900	2.1 / 9.700	1.6 / 9.000	
				D+/E+: 0.000 / 0.0	0.000 / 0.0	0.000 / 0.0	0.000 / 0.0	0.000 / 0.0	0.000 / 0.0	
				S+/ND: -- / --	-- / --	-- / --	-- / --	-- / --	-- / --	
				Final: 11.400	9.400	11.400	10.100	11.800	10.600	64.700
				Place: 1*	5*	5	3	3	2T	3
4	7009	Asher Kaufman	NCG 4S Ranch	D/E: 2.2 / 8.900	2.1 / 7.300	2.1 / 9.500	1.2 / 8.800	2.1 / 9.000	2.2 / 8.600	
				D+/E+: 0.000 / 0.0	0.000 / 0.0	0.000 / 0.0	0.000 / 0.0	0.000 / 0.0	0.000 / 0.0	
				S+/ND: -- / --	-- / --	-- / --	-- / --	-- / --	-- / --	
				Final: 11.100	9.400	11.600	10.000	11.100	10.800	64.000
				Place: 4	5*	2*	4	7T	1	4
5	7008	Alp Temocin	NCG 4S Ranch	D/E: 2.5 / 8.800	2.2 / 7.500	2.2 / 8.800	1.2 / 9.100	2.1 / 9.200	2.1 / 7.700	
				D+/E+: 0.000 / 0.0	0.000 / 0.0	0.000 / 0.0	0.000 / 0.0	0.000 / 0.0	0.000 / 0.0	
				S+/ND: -- / --	-- / --	-- / --	-- / --	-- / --	-- / --	
				Final: 11.300	9.700	11.000	10.300	11.300	9.800	63.400
				Place: 3	4	8	2	5*	6	5
6	7014	Austin Gonzales	United Gymnastix	D/E: 2.1 / 8.800	2.1 / 8.200	2.1 / 9.200	1.2 / 8.600	2.1 / 9.200	-- / --	
				D+/E+: 0.000 / 0.0	0.000 / 0.0	0.000 / 0.0	0.000 / 0.0	0.000 / 0.0	-- / --	
				S+/ND: -- / --	-- / --	-- / --	-- / --	-- / --	-- / --	
				Final: 10.900	10.300	11.300	9.800	11.300	9.400	63.000
				Place: 5T	2	6	5*	5*	7	6
7	7005	Conor Nguyen	Islands Gym GA	D/E: 2.2 / 8.600	-- / --	2.1 / 9.500	2.2 / 7.300	2.3 / 8.800	1.1 / 6.300	
				D+/E+: 0.000 / 0.0	-- / --	0.000 / 0.0	0.000 / 0.0	0.000 / 0.0	0.000 / 0.0	
				S+/ND: -- / --	-- / --	-- / --	-- / --	-- / --	-- / --	
				Final: 10.800	10.500	11.600	9.500	11.100	7.400	60.900
				Place: 7*	1	2*	8	7T	8	7
8	7007	Simon Kolbus	Let It Shine	D/E: 2.2 / 8.600	1.6 / 6.200	2.1 / 9.100	1.2 / 8.600	2.2 / 9.400	1.6 / 8.600	
				D+/E+: 0.000 / 0.0	0.000 / 0.0	0.000 / 0.0	0.000 / 0.0	0.000 / 0.0	0.000 / 0.0	
				S+/ND: -- / --	-- / -1.0	-- / --	-- / --	-- / --	-- / --	
				Final: 10.800	6.800	11.200	9.800	11.600	10.200	60.400
				Place: 7*	8	7	5*	4	4T	8







Presidential Classic Men 2026

Team Results

Feb 13-16, 2026

Page: 1
Printed: 2/13/2026 6:50:55 PM

Men / 7 / All Ages
Session: B04

Rank	Gym	Team	Score						
1	ACE Gymnastics FL	X	198.100	34.100	29.800	34.800	33.200	35.600	30.600
				1	1	1	1	1	1
2	United Gymnastix	X	191.800	33.700	29.300	34.400	30.500	33.800	30.100
				2	2	2	2	2	2

Presidential Classic Men 2026







Meet Results

Men / 8 / L8 b4 all

Session: B04

Feb 13-16, 2026







Judge's Signatures

Rank	Num	Name	Gym							AA
1	8003	Mickael Raymond	Imagym	D/E: 3.2 / 9.400	2.8 / 8.600	2.3 / 9.600	2.4 / 7.700	2.5 / 9.600	2.1 / 8.100	
				D+/E+: 0.000 / 0.1	0.000 / 0.0	0.000 / 0.2	0.000 / 0.0	0.000 / 0.2	0.000 / 0.0	
				S+/ND: -- / --	-- / --	-- / --	-- / --	-- / --	-- / --	
				Final: 12.700	11.400	12.100	10.100	12.300	10.200	68.800
				Place: 1	2	1T	8T	2	5T	1
2	8012	David Alen Alagozyan	United Gymnastix	D/E: 3.3 / 9.000	3.2 / 8.400	2.7 / 9.300	1.2 / 7.700	3.1 / 9.300	2.1 / 8.400	
				D+/E+: 0.000 / 0.0	0.000 / 0.0	0.000 / 0.1	0.000 / 0.0	0.000 / 0.1	0.000 / 0.0	
				S+/ND: -- / --	-- / --	-- / --	-- / --	-- / --	-- / --	
				Final: 12.300	11.600	12.100	8.900	12.500	10.500	67.900
				Place: 5	1	1T	12	1	2	2
3	8005	Cayleb Winchester	Islands Gym GA	D/E: 3.4 / 9.100	-- / --	2.1 / 9.000	2.2 / 8.500	2.8 / 8.700	2.2 / 8.200	
				D+/E+: 0.000 / 0.0	-- / --	0.000 / 0.0	0.000 / 0.0	0.000 / 0.0	0.000 / 0.0	
				S+/ND: -- / --	-- / --	-- / --	-- / --	-- / --	-- / --	
				Final: 12.500	10.900	11.100	10.700	11.500	10.400	67.100
				Place: 2T	4	6T	3	8	3	3
4	8010	Hurley Palen	NTS Gymnastics	D/E: 3.5 / 9.000	2.6 / 8.700	2.9 / 7.600	2.2 / 8.200	2.9 / 9.100	1.9 / 8.300	
				D+/E+: 0.000 / 0.0	0.000 / 0.0	0.000 / 0.0	0.000 / 0.0	0.000 / 0.0	0.000 / 0.0	
				S+/ND: -- / --	-- / --	-- / --	-- / --	-- / --	-- / --	
				Final: 12.500	11.300	10.500	10.400	12.000	10.200	66.900
				Place: 2T	3	12	5*	5	5T	4
5	8004	Nicolas Bergeron	Imagym	D/E: 3.2 / 9.000	2.4 / 6.600	2.5 / 9.200	2.2 / 8.200	2.3 / 9.600	2.0 / 8.300	
				D+/E+: 0.000 / 0.0	0.000 / 0.0	0.000 / 0.1	0.000 / 0.0	0.000 / 0.2	0.000 / 0.0	
				S+/ND: -- / --	-- / --	-- / 0.1	-- / --	-- / --	-- / --	
				Final: 12.200	9.000	11.900	10.400	12.100	10.300	65.900
				Place: 6	10T	3	5*	4	4	5
6	8008	Michael Friedenbach	Islands Gym GA	D/E: 3.4 / 8.400	-- / --	1.7 / 9.000	2.4 / 8.100	2.3 / 9.200	1.2 / 9.000	
				D+/E+: 0.000 / 0.0	-- / --	0.000 / 0.0	0.000 / 0.0	0.000 / 0.1	0.000 / 0.0	
				S+/ND: -- / --	-- / --	-- / --	-- / --	-- / --	-- / --	
				Final: 11.800	9.100	10.700	10.500	11.600	10.200	63.900
				Place: 9	9	9*	4	7	5T	6
7	8002	Ian-Olivier Gervais	Imagym	D/E: 2.9 / 9.400	2.4 / 8.100	2.6 / 9.000	2.2 / 7.800	2.4 / 9.400	1.7 / 6.500	
				D+/E+: 0.000 / 0.1	0.000 / 0.0	0.000 / 0.0	0.000 / 0.0	0.000 / 0.1	0.000 / 0.0	
				S+/ND: -- / --	-- / -1.0	-- / --	-- / --	-- / --	-- / --	
				Final: 12.400	9.500	11.600	10.000	11.900	8.200	63.600
				Place: 4	6	4	10	6	10	7
8	8007	Isaac Madeiros	Islands Gym GA	D/E: 3.4 / 8.000	-- / --	1.8 / 9.100	1.2 / 8.700	2.3 / 8.800	1.8 / 8.100	
				D+/E+: 0.000 / 0.0	-- / --	0.000 / 0.0	0.000 / 0.0	0.000 / 0.0	0.000 / 0.0	
				S+/ND: -- / --	-- / --	-- / --	-- / --	-- / --	-- / --	
				Final: 11.400	9.300	10.900	9.900	11.100	9.900	62.500
				Place: 11	8	8	11	10	8	8
9	8009	Nolan Jones	Islands Gym GA	D/E: 3.3 / 8.600	-- / --	1.8 / 9.200	2.2 / 8.200	2.4 / 7.700	1.8 / 6.500	
				D+/E+: 0.000 / 0.0	-- / --	0.000 / 0.1	0.000 / 0.0	0.000 / 0.0	0.000 / 0.0	
				S+/ND: -- / --	-- / --	-- / --	-- / --	-- / --	-- / --	
				Final: 11.900	10.500	11.100	10.400	10.100	8.300	62.300
				Place: 8	5	6T	5*	11	9	9
10	8001	Antony Lafond-Leveille	Imagym	D/E: 3.1 / 9.000	1.1 / 6.900	2.5 / 8.800	1.2 / 9.600	2.8 / 9.300	0.8 / 9.600	
				D+/E+: 0.000 / 0.0	0.000 / 0.0	0.000 / 0.0	0.000 / 0.2	0.000 / 0.1	0.000 / 0.2	
				S+/ND: -- / --	-- / -1.0	-- / --	-- / --	-- / --	-- / -3.0	
				Final: 12.100	7.000	11.300	11.000	12.200	7.600	61.200
				Place: 7	12	5	1T	3	11	10
11	8006	Collin Amerson	Islands Gym GA	D/E: 3.3 / 8.200	-- / --	1.7 / 9.000	1.2 / 8.900	2.4 / 9.000	1.6 / 5.400	
				D+/E+: 0.000 / 0.0	-- / --	0.000 / 0.0	0.000 / 0.0	0.000 / 0.0	0.000 / 0.0	
				S+/ND: -- / --	-- / --	-- / --	-- / --	-- / --	-- / -1.0	
				Final: 11.500	9.000	10.700	10.100	11.400	6.000	58.700
				Place: 10	10T	9*	8T	9	12	11

Presidential Classic Men 2026

Meet Results







Feb 13-16, 2026

Rank	Num	Name	Gym							AA
12	8011	Daryn Hermansen	Tupelo Gymnastics	D/E: 0.0 / 0.000	2.5 / 6.900	2.1 / 8.500	3.2 / 7.800	2.4 / 7.400	1.9 / 9.400	
				D+/E+: 0.000 / 0.0	0.000 / 0.0	0.000 / 0.0	0.000 / 0.0	0.000 / 0.0	0.000 / 0.1	
				S+/ND: <u> </u> / <u> </u>	<u> </u> / <u> </u>	<u> </u> / 0.1	<u> </u> / <u> </u>	<u> </u> / <u> </u>	<u> </u> / <u> </u>	
				Final: 0.000	9.400	10.700	11.000	9.800	11.400	52.300
				Place: 12	7	9T	1T	12	1	12

Presidential Classic Men 2026

Team Results

Feb 13-16, 2026

Rank	Gym	Team	Score						
1	Imagym	X	199.600	37.300 1	29.900 2	35.600 1	31.500 2	36.600 1	28.700 2
2	Islands Gym GA	X	196.600	36.200 2	30.700 1	33.100 2	31.600 1	34.500 2	30.500 1

Presidential Classic Men 2026







Meet Results

Men / 9 / L9 b5 g1

Session: B05

Feb 13-16, 2026

Judge's Signatures

Rank	Num	Name	Gym							AA
1	9018	Landen White	United Gymnastix	D/E: 3.0 / 8.600	2.3 / 8.000	2.3 / 9.100	3.2 / 8.500	3.0 / 7.600	2.0 / 8.200	
				D+/E+: 0.000 / 0.0	0.000 / 0.0	0.000 / 0.0	0.000 / 0.0	0.000 / 0.0	0.000 / 0.0	
				S+/ND: -- / --	-- / --	-- / -0.3	-- / --	-- / --	-- / --	
				Final: 11.600	10.300	11.100	11.700	10.600	10.200	65.500
				Place: 3	1T	2	2	7	2	1
2	9003	Tiberio Paddock	Blaze Gymnastics	D/E: 3.3 / 8.600	2.2 / 7.500	2.7 / 8.300	3.2 / 9.000	2.5 / 8.900	2.1 / 6.900	
				D+/E+: 0.000 / 0.0	0.000 / 0.0	0.000 / 0.0	0.000 / 0.0	0.000 / 0.0	0.000 / 0.0	
				S+/ND: -- / --	-- / --	-- / -0.3	-- / --	-- / --	-- / --	
				Final: 11.900	9.700	10.700	12.200	11.400	9.000	64.900
				Place: 2	3	4	1	3T	7	2
3	9002	Michael Gregory	Blaze Gymnastics	D/E: 2.7 / 8.600	1.8 / 8.500	2.2 / 8.600	2.4 / 8.900	2.1 / 9.100	2.3 / 7.500	
				D+/E+: 0.000 / 0.0	0.000 / 0.0	0.000 / 0.0	0.000 / 0.0	0.000 / 0.0	0.000 / 0.0	
				S+/ND: -- / --	-- / --	-- / -0.3	-- / --	-- / --	-- / --	
				Final: 11.300	10.300	10.500	11.300	11.200	9.800	64.400
				Place: 4	1T	6	3	5	4	3
4	9009	Carter Quitter	Sterling Academy MI	D/E: 3.5 / 8.600	1.8 / 7.600	1.7 / 8.600	2.2 / 8.600	2.6 / 8.800	2.2 / 7.900	
				D+/E+: 0.000 / 0.0	0.000 / 0.0	0.000 / 0.0	0.000 / 0.0	0.000 / 0.0	0.000 / 0.0	
				S+/ND: -- / --	-- / --	-- / -0.3	-- / --	-- / --	-- / --	
				Final: 12.100	9.400	10.000	10.800	11.400	10.100	63.800
				Place: 1	5*	7	4	3T	3	4
5	9016	Derek Behler	United Gymnastix	D/E: 2.3 / 8.400	2.3 / 6.500	2.4 / 9.000	1.2 / 9.000	3.6 / 8.000	2.5 / 8.100	
				D+/E+: 0.000 / 0.0	0.000 / 0.0	0.000 / 0.0	0.000 / 0.0	0.200 / 0.0	0.000 / 0.0	
				S+/ND: -- / --	-- / --	-- / --	-- / --	-- / --	-- / --	
				Final: 10.700	8.800	11.400	10.200	11.800	10.600	63.500
				Place: 5	7	1	6*	1	1	5
6	9000	JonJon Rodriguez	ACE Gymnastics FL	D/E: 3.1 / 7.400	1.8 / 7.600	2.1 / 8.800	1.2 / 9.200	2.7 / 8.900	1.6 / 8.000	
				D+/E+: 0.000 / 0.0	0.000 / 0.0	0.000 / 0.0	0.000 / 0.1	0.000 / 0.0	0.000 / 0.0	
				S+/ND: -- / --	-- / --	-- / -0.3	-- / --	-- / --	-- / --	
				Final: 10.500	9.400	10.600	10.500	11.600	9.600	62.200
				Place: 6	5*	5	5	2	5	6
7	9012	Oliver Rollins	Sterling Academy MI	D/E: 1.6 / 8.600	1.8 / 7.700	1.5 / 9.600	1.2 / 9.000	2.7 / 8.200	1.5 / 8.000	
				D+/E+: 0.000 / 0.0	0.000 / 0.0	0.000 / 0.2	0.000 / 0.0	0.000 / 0.0	0.000 / 0.0	
				S+/ND: -- / --	-- / --	-- / -0.3	-- / --	-- / --	-- / --	
				Final: 10.200	9.500	11.000	10.200	10.900	9.500	61.300
				Place: 7	4	3	6*	6	6	7
8	9011	Logan Prestel	Sterling Academy MI	D/E: 0.0 / 0.000	0.0 / 0.000	0.0 / 0.000	0.0 / 0.000	0.0 / 0.000	0.0 / 0.000	
				D+/E+: 0.000 / 0.0	0.000 / 0.0	0.000 / 0.0	0.000 / 0.0	0.000 / 0.0	0.000 / 0.0	
				S+/ND: -- / --	-- / --	-- / --	-- / --	-- / --	-- / --	
				Final: 0.000	0.000	0.000	0.000	0.000	0.000	0.000
				Place: 8	8	8	8	8	8	8

Presidential Classic Men 2026







Meet Results

Men / 9 / L9 b5 g2

Session: B05

Feb 13-16, 2026







Judge's Signatures

Rank	Num	Name	Gym							AA
1	9006	Simon Lacasse	Imagym	D/E: 3.3 / 8.800 D+/E+: 0.000 / 0.0 S+/ND: -- / -- Final: 12.100 Place: 2	2.0 / 7.700 0.000 / 0.0 -- / -- 9.700 3	1.9 / 8.400 0.000 / 0.0 -- / -0.3 10.000 5T	3.3 / 9.300 0.000 / 0.1 -- / -- 12.700 2	2.1 / 9.300 0.000 / 0.1 -- / -- 11.500 2T	1.7 / 9.200 0.000 / 0.1 -- / -- 11.000 2	67.000 1
2	9005	Antoine Bordeleau	Imagym	D/E: 3.3 / 9.200 D+/E+: 0.000 / 0.1 S+/ND: -- / -- Final: 12.600 Place: 1	2.3 / 7.200 0.000 / 0.0 -- / -- 9.500 5	2.0 / 8.400 0.000 / 0.0 -- / -- 10.400 3	3.2 / 8.800 0.000 / 0.0 -- / -- 12.000 4	2.5 / 9.100 0.000 / 0.0 -- / -- 11.600 1	1.7 / 9.000 0.000 / 0.0 -- / -- 10.700 6	66.800 2
3	9014	Jacob Slovin	TAG Gymnastics MA	D/E: 2.8 / 8.700 D+/E+: 0.000 / 0.0 S+/ND: -- / -- Final: 11.500 Place: 4	1.6 / 7.800 0.000 / 0.0 -- / -- 9.400 6	2.0 / 9.000 0.000 / 0.0 -- / -0.3 10.700 1	3.2 / 9.100 0.000 / 0.0 -- / -- 12.300 3	1.8 / 9.500 0.000 / 0.2 -- / -- 11.500 2T	1.7 / 9.100 0.000 / 0.0 -- / -- 10.800 5	66.200 3
4	9015	Jacob Thompson	The Rock	D/E: 3.1 / 8.200 D+/E+: 0.000 / 0.0 S+/ND: -- / -- Final: 11.300 Place: 5	2.3 / 8.900 0.000 / 0.0 -- / -- 11.200 1	2.4 / 8.500 0.000 / 0.0 -- / -0.3 10.600 2	2.4 / 8.600 0.000 / 0.0 -- / -0.1 10.900 5	1.8 / 8.300 0.000 / 0.0 -- / -- 10.100 7	1.8 / 9.100 0.000 / 0.0 -- / -- 10.900 3T	65.000 4
5	9017	Hudson Beal	United Gymnastix	D/E: 3.2 / 8.000 D+/E+: 0.000 / 0.0 S+/ND: -- / -- Final: 11.200 Place: 6	1.8 / 8.100 0.000 / 0.0 -- / -- 9.900 2	1.8 / 8.800 0.000 / 0.0 -- / -0.3 10.300 4	2.2 / 7.300 0.000 / 0.0 -- / -- 9.500 7	2.7 / 8.200 0.000 / 0.0 -- / -- 10.900 5	2.4 / 8.500 0.000 / 0.0 -- / -- 10.900 3T	62.700 5
6	9007	Brandon Kendro	NCG 4S Ranch	D/E: 0.0 / 0.000 D+/E+: 0.000 / 0.0 S+/ND: -- / -- Final: 0.000 Place: 7*	2.2 / 7.400 0.000 / 0.0 -- / -- 9.600 4	2.5 / 7.500 0.000 / 0.0 -- / -- 10.000 5T	3.3 / 9.400 0.000 / 0.1 -- / -- 12.800 1	3.0 / 7.400 0.000 / 0.0 -- / -- 10.400 6	2.5 / 8.600 0.000 / 0.0 -- / -- 11.100 1	53.900 6
7	9008	Gage Power	NTS Gymnastics	D/E: 2.9 / 9.100 D+/E+: 0.000 / 0.0 S+/ND: -- / -- Final: 12.000 Place: 3	0.0 / 0.000 0.000 / 0.0 -- / -- 0.000 7*	2.2 / 8.100 0.000 / 0.0 -- / -0.3 10.000 5T	2.4 / 7.700 0.000 / 0.0 -- / -0.1 10.000 6	2.0 / 9.000 0.000 / 0.0 -- / -- 11.000 4	0.0 / 0.000 0.000 / 0.0 -- / -- 0.000 7*	43.000 7
8	9010	Jack Ruehlen	Sterling Academy MI	D/E: 0.0 / 0.000 D+/E+: 0.000 / 0.0 S+/ND: -- / -- Final: 0.000 Place: 7*	0.0 / 0.000 0.000 / 0.0 -- / -- 0.000 7*	0.0 / 0.000 0.000 / 0.0 -- / -- 0.000 8	0.0 / 0.000 0.000 / 0.0 -- / -- 0.000 8	0.0 / 0.000 0.000 / 0.0 -- / -- 0.000 8	0.0 / 0.000 0.000 / 0.0 -- / -- 0.000 7*	0.000 8

Presidential Classic Men 2026

Team Results

Feb 13-16, 2026







Rank	Gym	Team	Score						
1	United Gymnastix	X	191.700	33.500	29.000	32.800	31.400	33.300	31.700
				1	1	1	1	1	1

Presidential Classic Men 2026

Meet Results

Feb 13-16, 2026







Judge's Signatures

Rank	Num	Name	Gym							AA
1	9024	Nico Maccario	Top Contenders	D/E: 4.3 / 8.700	3.8 / 8.200	3.1 / 9.200	4.4 / 8.900	4.0 / 9.200	2.8 / 9.100	
				D+/E+: 0.100 / 0.0	0.100 / 0.0	0.000 / 0.1	0.200 / 0.0	0.200 / 0.1	0.000 / 0.0	
				S+/ND: -- / --	-- / --	-- / 0.1	-- / --	-- / --	-- / --	
				Final: 13.100	12.100	12.500	13.500	13.500	11.900	76.600
				Place: 1	2	3T	1	1	2	1
2	128	Michelangelo Morgan	United Gymnastix	D/E: 3.5 / 8.400	3.4 / 8.600	3.7 / 9.200	2.8 / 9.100	3.2 / 8.800	2.4 / 9.000	
				D+/E+: 0.000 / 0.0	0.000 / 0.0	0.200 / 0.1	0.000 / 0.0	0.000 / 0.0	0.000 / 0.0	
				S+/ND: -- / --	-- / --	-- / --	-- / -0.1	-- / --	-- / --	
				Final: 11.900	12.000	13.200	11.800	12.000	11.400	72.300
				Place: 6T	3	1	3	3T	3	2
3	126	Daniel Gavriilyuk	United Gymnastix	D/E: 3.1 / 9.200	4.0 / 8.200	3.2 / 9.400	3.6 / 8.100	2.5 / 9.200	2.3 / 8.700	
				D+/E+: 0.000 / 0.1	0.100 / 0.0	0.000 / 0.1	0.000 / 0.0	0.000 / 0.1	0.000 / 0.0	
				S+/ND: -- / --	-- / --	-- / --	-- / -0.3	-- / --	-- / --	
				Final: 12.400	12.300	12.700	11.400	11.800	11.000	71.600
				Place: 4	1	2	6	6	5	3
4	127	Dmitri Gavriilyuk	United Gymnastix	D/E: 3.7 / 8.600	3.5 / 8.100	3.3 / 9.000	3.6 / 7.100	3.1 / 8.800	2.6 / 9.400	
				D+/E+: 0.000 / 0.0	0.000 / 0.0	0.100 / 0.0	0.000 / 0.0	0.000 / 0.0	0.000 / 0.1	
				S+/ND: -- / --	-- / --	-- / --	-- / -0.3	-- / --	-- / --	
				Final: 12.300	11.600	12.400	10.400	11.900	12.100	70.700
				Place: 5	4	5	10T	5	1	4
5	120	J.W. Cole	Sterling Academy MI	D/E: 3.5 / 9.100	2.5 / 8.300	2.3 / 9.500	2.0 / 8.900	2.7 / 9.000	2.3 / 8.200	
				D+/E+: 0.000 / 0.0	0.000 / 0.0	0.000 / 0.2	0.000 / 0.0	0.000 / 0.0	0.000 / 0.0	
				S+/ND: -- / --	-- / --	-- / -0.3	-- / --	-- / --	-- / --	
				Final: 12.600	10.800	11.700	10.900	11.700	10.500	68.200
				Place: 2	6	7	8	7	7	5
6	129	Niko Stefanov	United Gymnastix	D/E: 3.6 / 8.900	2.7 / 8.300	2.2 / 8.900	3.6 / 8.600	2.2 / 7.900	2.3 / 8.000	
				D+/E+: 0.000 / 0.0	0.000 / 0.0	0.000 / 0.0	0.000 / 0.0	0.000 / 0.0	0.000 / 0.0	
				S+/ND: -- / --	-- / --	-- / --	-- / --	-- / --	-- / --	
				Final: 12.500	11.000	11.100	12.200	10.100	10.300	67.200
				Place: 3	5	11	2	12	8T	6
7	100	Blaine Sims	ACE Gymnastics FL	D/E: 2.8 / 8.900	1.8 / 8.300	2.3 / 9.300	2.0 / 9.000	1.9 / 9.900	1.8 / 8.100	
				D+/E+: 0.000 / 0.0	0.000 / 0.0	0.000 / 0.1	0.000 / 0.0	0.000 / 0.2	0.000 / 0.0	
				S+/ND: -- / --	-- / --	-- / -0.3	-- / --	-- / --	-- / --	
				Final: 11.700	10.100	11.400	11.000	12.000	9.900	66.100
				Place: 8	8T	8	7	3T	11	7
8	121	Logan Zechmeister	Sterling Academy MI	D/E: 3.1 / 8.800	2.0 / 8.100	2.2 / 9.300	2.8 / 7.600	2.3 / 8.700	2.1 / 8.600	
				D+/E+: 0.000 / 0.0	0.000 / 0.0	0.000 / 0.1	0.000 / 0.0	0.000 / 0.0	0.000 / 0.0	
				S+/ND: -- / --	-- / --	-- / -0.3	-- / --	-- / --	-- / --	
				Final: 11.900	10.100	11.300	10.400	11.000	10.700	65.400
				Place: 6T	8T	9	10T	10	6	8
9T	116	Nicolas Li	NTS Gymnastics	D/E: 3.3 / 7.700	2.7 / 6.200	2.2 / 9.100	2.8 / 8.900	2.0 / 9.200	2.1 / 9.000	
				D+/E+: 0.000 / 0.0	0.000 / 0.0	0.000 / 0.0	0.000 / 0.0	0.000 / 0.1	0.000 / 0.0	
				S+/ND: -- / --	-- / --	-- / -0.3	-- / --	-- / --	-- / --	
				Final: 11.000	8.900	11.000	11.700	11.300	11.100	65.000
				Place: 10	11	12	4	8	4	9T
9T	104	Matteo Paddock	Blaze Gymnastics	D/E: 2.8 / 8.800	2.7 / 6.500	3.5 / 7.600	3.6 / 7.900	2.4 / 8.800	2.4 / 7.900	
				D+/E+: 0.000 / 0.0	0.000 / 0.0	0.100 / 0.0	0.000 / 0.0	0.000 / 0.0	0.000 / 0.0	
				S+/ND: -- / --	-- / --	-- / --	-- / --	-- / --	-- / --	
				Final: 11.600	9.200	11.200	11.500	11.200	10.300	65.000
				Place: 9	10	10	5	9	8T	9T
11	122	Luke Mason	Sterling Academy MI	D/E: 2.8 / 8.100	2.0 / 8.300	2.3 / 9.700	1.8 / 9.000	2.6 / 8.200	2.2 / 8.100	
				D+/E+: 0.000 / 0.0	0.000 / 0.0	0.000 / 0.2	0.000 / 0.0	0.000 / 0.0	0.000 / 0.0	
				S+/ND: -- / --	-- / --	-- / -0.3	-- / -0.1	-- / --	-- / --	
				Final: 10.900	10.300	11.900	10.700	10.800	10.300	64.900
				Place: 11	7	6	9	11	8T	11

Presidential Classic Men 2026

Meet Results

Feb 13-16, 2026







Rank	Num	Name	Gym							AA
12	125	Brady Yasbin	United Gymnastix	D/E: 0.0 / 0.000	1.7 / 6.800	3.7 / 8.600	0.0 / 0.000	2.6 / 9.600	2.6 / 7.100	
				D+/E+: 0.000 / 0.0	0.000 / 0.0	0.200 / 0.0	0.000 / 0.0	0.000 / 0.2	0.000 / 0.0	
				S+/ND: <u> </u> / <u> </u>	<u> </u> / <u>-3.0</u>	<u> </u> / <u> </u>	<u> </u> / <u> </u>	<u> </u> / <u> </u>	<u> </u> / <u> </u>	
				Final: 0.000	5.500	12.500	0.000	12.400	9.700	40.100
				Place: 12*	12	3T	12*	2	12	12
13	119	Dominic Gabriel	Sterling Academy MI	D/E: 0.0 / 0.000	0.0 / 0.000	0.0 / 0.000	0.0 / 0.000	0.0 / 0.000	0.0 / 0.000	
				D+/E+: 0.000 / 0.0	0.000 / 0.0	0.000 / 0.0	0.000 / 0.0	0.000 / 0.0	0.000 / 0.0	
				S+/ND: <u> </u> / <u> </u>	<u> </u> / <u> </u>	<u> </u> / <u> </u>	<u> </u> / <u> </u>	<u> </u> / <u> </u>	<u> </u> / <u> </u>	
				Final: 0.000	0.000	0.000	0.000	0.000	0.000	0.000
				Place: 12*	13	13	12*	13	13	13

Presidential Classic Men 2026

Meet Results

Feb 13-16, 2026







Judge's Signatures

Rank	Num	Name	Gym							AA
1	9025	Zac Myers	Top Contenders	D/E: 3.9 / 9.200	3.9 / 7.900	3.3 / 9.500	4.0 / 8.200	4.9 / 8.700	3.0 / 7.900	
				D+/E+: 0.000 / 0.1	0.100 / 0.0	0.100 / 0.2	0.100 / 0.0	0.300 / 0.0	0.000 / 0.0	
				S+/ND: -- / --	-- / --	-- / --	-- / --	-- / --	-- / --	
				Final: 13.200	11.900	13.100	12.300	13.900	10.900	75.300
				Place: 2	1	1	5	1	3	1
2	124	Blake Freyman	United Gymnastix	D/E: 4.5 / 9.100	3.4 / 7.400	3.8 / 8.600	4.4 / 8.400	4.0 / 8.500	3.8 / 7.700	
				D+/E+: 0.200 / 0.0	0.000 / 0.0	0.200 / 0.0	0.200 / 0.0	0.200 / 0.0	0.200 / 0.0	
				S+/ND: -- / --	-- / --	-- / --	-- / --	-- / --	-- / --	
				Final: 13.800	10.800	12.600	13.000	12.700	11.700	74.600
				Place: 1	2	3	1T	3	2	2
3	130	Thomas Borwah	United Gymnastix	D/E: 4.2 / 8.900	2.0 / 8.100	2.7 / 8.800	3.2 / 9.600	3.1 / 9.700	3.0 / 8.800	
				D+/E+: 0.100 / 0.0	0.000 / 0.0	0.000 / 0.0	0.000 / 0.2	0.000 / 0.2	0.000 / 0.0	
				S+/ND: -- / -0.1	-- / --	-- / --	-- / --	-- / --	-- / --	
				Final: 13.100	10.100	11.500	13.000	13.000	11.800	72.500
				Place: 3	6	6	1T	2	1	3
4	112	Cooper Dishon	Mid Ohio Gymnastics	D/E: 3.1 / 8.900	2.0 / 7.800	2.8 / 8.900	2.8 / 8.800	2.4 / 8.900	2.1 / 8.400	
				D+/E+: 0.000 / 0.0	0.000 / 0.0	0.000 / 0.0	0.000 / 0.0	0.000 / 0.0	0.000 / 0.0	
				S+/ND: -- / --	-- / --	-- / -0.3	-- / --	-- / --	-- / --	
				Final: 12.000	9.800	11.400	11.600	11.300	10.500	66.600
				Place: 5	9T	7T	6T	8	6*	4
5	118	Brayden Krebs	Sterling Academy MI	D/E: 2.9 / 8.700	1.8 / 8.000	2.3 / 9.300	1.8 / 8.700	2.1 / 9.500	1.8 / 8.200	
				D+/E+: 0.000 / 0.0	0.000 / 0.0	0.000 / 0.1	0.000 / 0.0	0.000 / 0.2	0.000 / 0.0	
				S+/ND: -- / --	-- / --	-- / -0.3	-- / --	-- / --	-- / --	
				Final: 11.600	9.800	11.400	10.500	11.800	10.000	65.100
				Place: 8	9T	7T	8T	5T	10	5
6	115	Nathan Obodovski	NCG 4S Ranch	D/E: 3.5 / 8.400	1.9 / 7.200	2.3 / 9.200	3.6 / 8.300	3.2 / 6.000	2.1 / 8.400	
				D+/E+: 0.000 / 0.0	0.000 / 0.0	0.000 / 0.1	0.000 / 0.0	0.000 / 0.0	0.000 / 0.0	
				S+/ND: -- / --	-- / --	-- / -0.3	-- / -0.3	-- / --	-- / --	
				Final: 11.900	9.100	11.300	11.600	9.200	10.500	63.600
				Place: 6	11	9	6T	13	6*	6
7	105	Mavrick Light	Golden City	D/E: 3.4 / 8.400	3.1 / 5.600	3.6 / 6.900	3.2 / 7.600	2.8 / 7.000	3.0 / 7.600	
				D+/E+: 0.000 / 0.0	0.000 / 0.0	0.100 / 0.0	0.000 / 0.0	0.000 / 0.0	0.000 / 0.0	
				S+/ND: -- / --	-- / --	-- / -0.3	-- / -0.3	-- / --	-- / --	
				Final: 11.800	8.700	10.600	10.500	9.800	10.600	62.000
				Place: 7	12	12	8T	11	5	7
8	101	Jace Ingalls	ACE Gymnastics FL	D/E: 2.6 / 8.600	2.3 / 5.100	2.4 / 8.800	2.0 / 8.300	2.7 / 8.200	1.6 / 8.800	
				D+/E+: 0.000 / 0.0	0.000 / 0.0	0.000 / 0.0	0.000 / 0.0	0.000 / 0.0	0.000 / 0.0	
				S+/ND: -- / --	-- / --	-- / -0.3	-- / --	-- / --	-- / --	
				Final: 11.200	7.400	10.900	10.300	10.900	10.400	61.100
				Place: 9T	13	10T	11	9	8	8
9	114	Axel Dobson	NCG 4S Ranch	D/E: 0.0 / 0.000	3.3 / 7.200	4.0 / 8.400	3.6 / 9.100	2.6 / 7.400	3.0 / 6.500	
				D+/E+: 0.000 / 0.0	0.000 / 0.0	0.300 / 0.0	0.000 / 0.0	0.000 / 0.0	0.000 / 0.0	
				S+/ND: -- / --	-- / --	-- / --	-- / --	-- / --	-- / --	
				Final: 0.000	10.500	12.700	12.700	10.000	9.500	55.400
				Place: 12*	4	2	4	10	11	9
10	109	Austin Todd	Let It Shine	D/E: 2.4 / 8.800	2.1 / 8.600	3.0 / 8.900	1.8 / 7.200	2.4 / 9.300	0.0 / 0.000	
				D+/E+: 0.000 / 0.0	0.000 / 0.0	0.000 / 0.0	0.000 / 0.0	0.000 / 0.1	0.000 / 0.0	
				S+/ND: -- / --	-- / --	-- / -0.3	-- / -0.3	-- / --	-- / --	
				Final: 11.200	10.700	11.600	8.700	11.800	0.000	54.000
				Place: 9T	3	5	12	5T	14	10
11	113	Audio Dobson	NCG 4S Ranch	D/E: 3.8 / 9.000	3.5 / 6.500	0.0 / 0.000	3.6 / 9.300	0.0 / 0.000	2.0 / 8.700	
				D+/E+: 0.000 / 0.0	0.000 / 0.0	0.000 / 0.0	0.000 / 0.1	0.000 / 0.0	0.000 / 0.0	
				S+/ND: -- / --	-- / --	-- / --	-- / --	-- / --	-- / --	
				Final: 12.800	10.000	0.000	13.000	0.000	10.700	46.500
				Place: 4	7	13*	1T	14	4	11

Presidential Classic Men 2026

Meet Results

Feb 13-16, 2026







Rank	Num	Name	Gym							AA
12	9023	Aiden Ewing	Top Contenders	D/E: 0.0 / 0.000	2.5 / 7.900	2.6 / 9.200	0.0 / 0.000	2.6 / 9.200	2.0 / 8.300	
				D+/E+: 0.000 / 0.0	0.000 / 0.0	0.000 / 0.1	0.000 / 0.0	0.000 / 0.1	0.000 / 0.0	
				S+/ND: <u> / </u>	<u> / </u>	<u> / </u>	<u> / </u>	<u> / </u>	<u> / </u>	
				Final: 0.000	10.400	11.900	0.000	11.900	10.300	44.500
				Place: 12*	5	4	13*	4	9	12
13	111	Cooper Conger	Let It Shine	D/E: 0.0 / 0.000	1.7 / 8.200	2.3 / 8.900	0.0 / 0.000	1.8 / 9.500	1.6 / 7.600	
				D+/E+: 0.000 / 0.0	0.000 / 0.0	0.000 / 0.0	0.000 / 0.0	0.000 / 0.2	0.000 / 0.0	
				S+/ND: <u> / </u>	<u> / </u>	<u> / -0.3</u>	<u> / </u>	<u> / </u>	<u> / </u>	
				Final: 0.000	9.900	10.900	0.000	11.500	9.200	41.500
				Place: 12*	8	10T	13*	7	12	13
14	117	Colin Silko	Southern Starz	D/E: 3.1 / 7.800	0.0 / 0.000	0.0 / 0.000	2.8 / 7.800	2.4 / 7.200	2.5 / 5.200	
				D+/E+: 0.000 / 0.0	0.000 / 0.0	0.000 / 0.0	0.000 / 0.0	0.000 / 0.0	0.000 / 0.0	
				S+/ND: <u> / </u>	<u> / </u>	<u> / </u>	<u> / -0.1</u>	<u> / </u>	<u> / </u>	
				Final: 10.900	0.000	0.000	10.500	9.600	7.700	38.700
				Place: 11	14	13*	8T	12	13	14

Presidential Classic Men 2026

Team Results

Feb 13-16, 2026

Page: 1
Printed: 2/13/2026 9:57:13 PM
Men / 10 / All Ages
Session: B05

Rank	Gym	Team	Score						
1	United Gymnastix	X	225.700	39.400 1	35.900 1	38.500 1	38.200 1	38.100 2	35.600 1
2	Sterling Academy MI	X	200.400	36.100 2	31.200 3	35.000 3	32.100 2	34.500 3	31.500 3
3	Top Contenders	X	196.400	26.300 3	34.400 2	37.500 2	25.800 3	39.300 1	33.100 2

Presidential Classic 2026 Blue Gym





Meet Results

Women / XB / B06_XB_g1

Session: B06

Feb 13-16, 2026





Judge's Signatures

Rank	Num	Name	Gym					AA
1	2804	Aria Rizzo	Team Twisters	9.400 2T	9.675 1	9.150 5T	9.350 5	37.575 1
2	1394	Mila Verheyen	Gold Medal Gyms MO	9.400 2T	9.475 2	9.400 2	9.000 9	37.275 2
3	2795	Amelia Kyles	Team Twisters	9.075 8	9.375 5	9.350 3	9.425 1T	37.225 3
4	2813	Ava Zuckerman	Team Twisters	8.950 10	9.425 3	9.150 5T	9.425 1T	36.950 4
5	2657	Ivana Campos	Sunny Gymnastics	9.550 1	9.125 10	9.425 1	8.750 14	36.850 5
6T	2025	Filippa Amo-Sequera	FGTC	9.275 5	8.650 12	9.325 4	9.375 4	36.625 6T
6T	2401	Cora Calvo	FGTC	9.150 7	9.075 11	9.150 5T	9.250 7	36.625 6T
8	1377	Elliott Looney	Gold Medal Gyms MO	9.175 6	9.400 4	9.125 11	8.775 13	36.475 8
9	2400	Annie Panayotov	FGTC	8.800 11	9.150 9	9.150 5T	9.275 6	36.375 9
10	2954	Heaven Greene	Hollywood YMCA	9.000 9	9.300 6	8.950 13	8.900 11T	36.150 10
11	1058	Peyton Pohlman	Paradise MA	8.500 13	9.225 8	9.150 5T	9.050 8	35.925 11
12	345	Kinsley McKernan	Sugar Land	9.350 4	7.900 14	9.150 5T	9.400 3	35.800 12
13	1403	Evelyn Smith	Gold Medal Gyms MO	8.400 14	9.250 7	9.025 12	8.950 10	35.625 13
14	2952	Elizabeth Guacaran	Hollywood YMCA	8.750 12	8.300 13	8.650 14	8.900 11T	34.600 14

Presidential Classic 2026 Blue Gym

Meet Results

Feb 13-16, 2026

Rank	Num	Name	Gym					AA
1T	2661	Victori Montenegro	Sunny Gymnastics	9.550 2T	9.900 1	9.800 1	9.600 2	38.850 1T
1T	1709	Manuela Marques Diaz	Sunny Gymnastics	9.675 1	9.725 2	9.775 2	9.675 1	38.850 1T
3	2798	Charlie Melo-Degrave	Team Twisters	9.550 2T	9.700 3	9.350 10T	9.350 5	37.950 3
4	1380	Kapri Hobbs	Gold Medal Gyms MO	9.375 4	9.400 8T	9.600 6	9.300 6T	37.675 4
5T	1029	Aurora Consigli	Paradise MA	9.150 8	9.500 5*	9.675 4	9.300 6T	37.625 5T
5T	1711	Julianne Garrido De Martino	Sunny Gymnastics	9.300 5T	9.500 5*	9.650 5	9.175 10	37.625 5T
7	2790	Eva Gauntlett	Team Twisters	9.300 5T	9.500 5T	9.500 7	9.150 11	37.450 7
8	2789	Dominica Gaidai	Team Twisters	9.075 9T	9.225 14T	9.725 3	9.375 4	37.400 8
9	1047	Jayonie Maiorana	Paradise MA	9.075 9T	9.400 8T	9.350 10T	9.475 3	37.300 9
10	2808	Alice Tatura	Team Twisters	8.725 12	9.575 4	9.425 8T	9.225 8	36.950 10
11	2786	Briella Dellamano	Team Twisters	9.175 7	9.350 10	9.275 13	9.050 12	36.850 11
12	1044	Guilianna Zito	Paradise MA	8.625 15	9.275 11	9.250 14	9.200 9	36.350 12
13	1400	Sage Lott	Gold Medal Gyms MO	8.825 11	9.250 12T	9.425 8T	8.750 13	36.250 13
14	1368	Analee Smith	Gold Medal Gyms MO	8.700 13	9.250 12T	9.350 10T	8.600 14	35.900 14
15	3395	Valentina Isaza	Hollywood YMCA	8.675 14	9.225 14T	8.925 15	8.550 15	35.375 15

Presidential Classic 2026 Blue Gym





Meet Results

Feb 13-16, 2026

Women / XB / B06_XB_g3

Session: B06

Judge's Signatures

Rank	Num	Name	Gym					AA
1T	2792	Caitlin Guffey	Team Twisters	9.100 7T	9.800 1	9.425 8	9.425 1	37.750 1T
1T	3059	Hazel Stanton	Team Twisters	9.275 4	9.725 2	9.350 9	9.400 2	37.750 1T
1T	1045	Harbour McLaughlin	Paradise MA	9.250 5	9.600 3	9.600 2T	9.300 4	37.750 1T
4	1406	Ava Gonzalez	Riptide Gymnastics	9.400 1T	9.425 6T	9.600 2T	9.225 6	37.650 4
5	2660	Sia Weir	Sunny Gymnastics	9.400 1T	9.325 8T	9.475 6	9.000 10	37.200 5
6	2811	Sophia Weinberg	Team Twisters	9.100 7T	9.525 4	9.175 10	9.175 8	36.975 6
7	1055	Natalie Child	Paradise MA	8.675 13	9.275 10	9.550 4	9.350 3	36.850 7
8	1710	Nicole Morales	Sunny Gymnastics	9.350 3	8.825 14	9.450 7	9.200 7	36.825 8
9	2385	Mj Palmer	Riptide Gymnastics	8.550 15	9.450 5	9.525 5	9.150 9	36.675 9
10	2960	Mia Eckhardt	Hollywood YMCA	9.000 9T	9.425 6T	8.800 12	8.950 11	36.175 10
11	3394	Giulietta Marino	Hollywood YMCA	9.000 9T	9.000 13	8.750 13T	9.250 5	36.000 11
12	2953	Gabby Molinares-Collins	Hollywood YMCA	9.200 6	9.125 11T	8.750 13T	8.850 12T	35.925 12
13	2386	Kaia Formicola	Riptide Gymnastics	8.625 14	8.700 15	9.625 1	8.850 12T	35.800 13
14	2959	Elían Vatury	Hollywood YMCA	8.800 12	9.325 8T	8.825 11	8.800 14	35.750 14
15	2957	Kiara Donovan	Hollywood YMCA	8.850 11	9.125 11T	8.725 15	8.500 15	35.200 15

Presidential Classic 2026 Blue Gym





Meet Results

Women / XB / B06_XB_g4

Session: B06

Feb 13-16, 2026

Judge's Signatures

Rank	Num	Name	Gym					AA
1	2652	Alessia Lops	Sunny Gymnastics	9.350 5T	9.875 1	9.600 3	9.250 10	38.075 1
2	2782	Kaylee Berger	Team Twisters	9.175 10	9.675 2T	9.650 2	9.525 3	38.025 2
3	2655	Christina Jacques	Sunny Gymnastics	9.775 2	9.200 9T	9.500 6T	9.500 4	37.975 3
4	1707	Cai Brewster	Sunny Gymnastics	9.900 1	9.675 2T	8.975 14	9.400 6	37.950 4
5	2785	Antonella Dalben Batista	Team Twisters	9.400 4	9.550 5	9.575 4	9.200 11	37.725 5
6	1708	Leila Cardona	Sunny Gymnastics	9.200 9	9.400 6	9.700 1	9.325 9	37.625 6
7	2404	Sofia Marti	FGTC	9.125 11	9.225 8	9.550 5	9.600 1	37.500 7
8	2810	Eva Weinberg	Team Twisters	8.900 14T	9.625 4	9.500 6T	9.350 7T	37.375 8
9	2029	Luna Fernandez	FGTC	9.300 7T	9.175 11	9.475 10	9.350 7T	37.300 9
10	1039	Egypt Tseytlin	Paradise MA	9.350 5T	9.075 13	9.375 12	9.475 5	37.275 10
11	3413	Aaliyah Franklin	Hollywood YMCA	9.500 3	9.250 7	9.500 6T	8.900 14	37.150 11
12	1057	Paityn Shook	Paradise MA	8.900 14T	8.950 15	9.450 11	9.550 2	36.850 12
13	1050	Liza Damaso	Paradise MA	8.950 13	9.200 9T	9.500 6T	9.150 12T	36.800 13
14	347	Layla Campbell	Sugar Land	9.100 12	9.050 14	9.200 13	9.150 12T	36.500 14
15	2951	Elise Fernandez	Hollywood YMCA	9.300 7T	9.150 12	8.775 15	8.600 15	35.825 15





Presidential Classic 2026 Blue Gym

Team Results

Women / XB / All Ages

Session: B06

Feb 13-16, 2026

Rank	Gym	Team	Score				
1	Sunny Gymnastics	X	116.900	29.350 1	29.500 1	29.275 1	28.775 1
2	Team Twisters	X	114.900	28.350 2	29.225 2	28.950 2	28.375 3
3	Paradise MA	X	113.575	27.750 5	28.500 3	28.825 3	28.500 2
4	FGTC	X	111.950	27.725 6	27.550 6	28.350 5	28.325 4
5	Gold Medal Gyms MO	X	111.900	27.950 4	28.275 4	28.425 4	27.250 5
6	Hollywood YMCA	X	110.525	28.000 3	28.050 5	27.375 6	27.100 6

Presidential Classic 2026 Blue Gym





Meet Results

Women / XS / B07_XS_g1

Session: B07

Feb 13-16, 2026





Judge's Signatures

Rank	Num	Name	Gym					AA
1	1255	Camilla Quinones	Blaze Gymnastics	9.200 1T	9.700 1	9.550 2T	9.450 2	37.900 1
2	2287	Anna Plunkett-Machado	North Florida Jax	9.200 1T	9.500 7T	9.550 2T	9.400 3	37.650 2
3	1388	Landri Hughes	Gold Medal Gyms MO	9.075 5	9.500 7T	9.475 5	9.500 1	37.550 3
4	1423	Marlowe Frankel	Riptide Gymnastics	9.000 6	9.475 11	9.500 4	9.150 5T	37.125 4
5	3193	Calliope Coogle	Becca's Place	8.850 7	9.625 3	9.375 10	9.250 4	37.100 5
6	3229	Willow Reed	Becca's Place	8.800 8T	9.500 7T	9.625 1	9.150 5T	37.075 6
7	1427	Zc Goren	Riptide Gymnastics	9.100 4	9.500 7T	9.225 12	9.125 8	36.950 7
8T	1375	Elise Park	Gold Medal Gyms MO	8.800 8T	9.575 5	9.450 6T	9.025 9T	36.850 8T
8T	2284	Abigail LeGrange	North Florida Jax	9.200 1T	9.325 12	9.425 8	8.900 14	36.850 8T
10	2330	Zoe Abelende	North Florida Jax	8.700 10T	9.225 13	9.450 6T	9.150 5T	36.525 10
11	1411	Ellie Thomas	Riptide Gymnastics	8.700 10T	9.600 4	9.250 11	8.950 12T	36.500 11
12	2313	Malone Hochstetler	North Florida Jax	8.550 13	9.525 6	8.975 13	9.000 11	36.050 12
13	2322	Safiya Bassam	North Florida Jax	8.275 14	9.200 14	9.400 9	8.950 12T	35.825 13
14	3201	Josalee Lindsey	Becca's Place	8.650 12	9.675 2	8.350 15	9.025 9T	35.700 14
15	3189	Aspen Coffey	Becca's Place	8.200 15	7.100 15	8.700 14	8.600 15	32.600 15

Presidential Classic 2026 Blue Gym

Meet Results

Feb 13-16, 2026

Rank	Num	Name	Gym					AA
1	1035	Carter Gordy	Paradise MA	9.150 5	9.900 1T	9.800 1T	9.600 1	38.450 1
2T	1048	JoJo Han	Paradise MA	9.000 8T	9.900 1T	9.625 6T	9.525 2	38.050 2T
2T	1040	Eleanor LeVoir	Paradise MA	9.050 6T	9.750 4	9.800 1T	9.450 3	38.050 2T
4	1064	Everlie McQuillan	Paradise MA	9.175 4	9.700 5	9.650 4T	9.250 9T	37.775 4
5T	3200	Harper Flynn	Becca's Place	8.850 12T	9.825 3	9.675 3	9.250 9T	37.600 5T
5T	2310	Liv Milligan	North Florida Jax	9.225 2	9.425 10	9.550 8T	9.400 4T	37.600 5T
7	3215	Mia Bowling	Becca's Place	9.200 3	9.225 14	9.625 6T	9.400 4T	37.450 7
8	1384	Kinlea Burroughs	Gold Medal Gyms MO	9.050 6T	9.500 8T	9.550 8T	9.300 7T	37.400 8
9	1041	Emma McDonald	Paradise MA	9.000 8T	9.625 6	9.650 4T	9.000 14	37.275 9
10	3213	Lula June Lewis	Becca's Place	8.775 14	9.550 7	9.500 10	9.400 4T	37.225 10
11	1426	Scarlett Warrick	Riptide Gymnastics	8.900 11	9.500 8T	9.325 12T	9.300 7T	37.025 11
12	3222	Raylee Weinberg	Becca's Place	8.850 12T	9.300 11	9.375 11	9.050 12T	36.575 12
13	1269	Journey Jones	Blaze Gymnastics	9.250 1	9.250 12T	8.750 14	9.050 12T	36.300 13
14	1418	Lily Conway	Riptide Gymnastics	8.950 10	9.250 12T	9.325 12T	8.750 15	36.275 14
15	3188	Araya Deckard	Becca's Place	8.675 15	8.925 15	8.650 15	9.200 11	35.450 15

Presidential Classic 2026 Blue Gym





Meet Results

Women / XS / B07_XS_g3

Session: B07

Feb 13-16, 2026

Judge's Signatures

Rank	Num	Name	Gym					AA
1	1419	Lyla Thomas	Riptide Gymnastics	9.400 1	9.725 2	9.700 1T	9.350 3T	38.175 1
2	1422	Magnolia Stephenson	Riptide Gymnastics	9.350 2T	9.575 3T	9.575 3T	9.375 2	37.875 2
3	1398	Rolly McRandall	Gold Medal Gyms MO	9.225 5	9.550 5T	9.550 5T	9.350 3T	37.675 3
4T	3206	Layla White	Becca's Place	9.100 6	9.800 1	9.550 5T	9.000 12	37.450 4T
4T	2300	Junhui Chen	North Florida Jax	9.350 2T	9.450 8	9.200 12	9.450 1	37.450 4T
6	1053	Marykate Tillett	Paradise MA	8.850 11	9.550 5T	9.700 1T	9.125 9	37.225 6
7	1262	Evelyn Bush	Blaze Gymnastics	9.300 4	9.175 12	9.375 10	9.275 6	37.125 7
8	1425	Rylee Still	Riptide Gymnastics	8.900 9	9.375 10	9.575 3T	9.250 7T	37.100 8
9	2299	Irelynn Wallace	North Florida Jax	8.775 12	9.575 3T	9.525 7	9.050 10T	36.925 9
10	2290	Bri Solano	North Florida Jax	9.050 7	9.275 11	9.075 14	9.250 7T	36.650 10
11	3210	Lilly Stevens	Becca's Place	8.875 10	9.500 7	8.575 15	9.350 3T	36.300 11
12	3219	Olivia Henshaw	Becca's Place	8.650 15	9.425 9	9.450 9	8.650 15	36.175 12
13	2294	Emily Davis	North Florida Jax	8.950 8	8.775 15	9.475 8	8.700 14	35.900 13
14T	1276	Layla McCarty	Blaze Gymnastics	8.725 13*	9.000 13	9.350 11	8.800 13	35.875 14T
14T	3212	Lily Seelig	Becca's Place	8.725 13*	8.925 14	9.175 13	9.050 10T	35.875 14T

Presidential Classic 2026 Blue Gym





Meet Results

Women / XS / B07_XS_g4

Session: B07

Feb 13-16, 2026

Judge's Signatures

Rank	Num	Name	Gym					AA
1	1399	Rowen Garrison	Gold Medal Gyms MO	9.175 3	9.750 1	9.475 5T	9.375 2	37.775 1
2	1027	Aliza Gentile	Paradise MA	9.050 6	9.500 5	9.700 2	9.200 7T	37.450 2
3	1379	Jaylee Smith	Gold Medal Gyms MO	9.200 1T	8.900 15	9.750 1	9.325 4	37.175 3
4	3227	Toria Custer	Becca's Place	9.000 7T	9.350 7T	9.425 8T	9.350 3	37.125 4
5	1025	Addie Fargo	Paradise MA	9.200 1T	9.250 10T	9.425 8T	9.200 7T	37.075 5
6T	1272	Kaylee Klein	Blaze Gymnastics	8.800 13	9.700 2	9.550 4	9.000 11	37.050 6T
6T	1043	Grace Wright	Paradise MA	9.000 7T	9.200 12	9.600 3	9.250 5T	37.050 6T
8	2318	Pola Lipinski	North Florida Jax	8.925 9T	9.525 3T	9.450 7	9.050 9T	36.950 8
9	3203	Kashi Maxheimer	Becca's Place	8.925 9T	9.350 7T	9.300 12T	9.050 9T	36.625 9
10	1280	Natalie Thayer	Blaze Gymnastics	8.750 14	9.300 9	9.175 14	9.250 5T	36.475 10
11T	2320	Renee Vallecer	North Florida Jax	8.900 11	9.525 3T	9.325 11	8.700 15	36.450 11T
11T	2288	Anna Linder	North Florida Jax	9.075 5	9.125 13T	9.350 10	8.900 14	36.450 11T
13	1417	Kelsie Coston	Riptide Gymnastics	9.150 4	9.450 6	8.800 15	8.925 13	36.325 13
14	2296	Gia Amin	North Florida Jax	8.850 12	9.250 10T	8.625 16	8.950 12	35.675 14
15	1741	Edith Bambakakis	Decal Gymnastics	8.550 15	8.375 16	9.300 12T	9.425 1	35.650 15
16	3224	Shelby Mayfield	Becca's Place	8.450 16	9.125 13T	9.475 5T	8.450 16	35.500 16





Presidential Classic 2026 Blue Gym

Team Results

Women / XS / All Ages

Session: B07

Feb 13-16, 2026

Rank	Gym	Team	Score				
1	Paradise MA	X	114.950	27.525 5	29.550 1	29.300 1	28.575 1
2T	Becca's Place	X	113.675	27.300 6	29.300 2	28.925 2	28.150 4
2T	Riptide Gymnastics	X	113.675	27.900 1	28.900 3	28.850 3T	28.025 5
4	Gold Medal Gyms MO	X	113.550	27.600 4	28.875 4	28.850 3T	28.225 3
5	North Florida Jax	X	113.275	27.775 2	28.625 6	28.625 5	28.250 2
6	Blaze Gymnastics	X	112.900	27.750 3	28.700 5	28.475 6	27.975 6

Presidential Classic 2026 Blue Gym





Meet Results

Women / XP / XP b8 g1

Session: B08

Feb 13-16, 2026





Judge's Signatures

Rank	Num	Name	Gym					AA
1	593	Aria Bennett	Gymnastics USA	9.150 5	9.375 1T	9.325 3	9.600 1T	37.450 1
2	3216	Morgan Avery	Becca's Place	9.075 6	9.025 5T	9.400 1T	9.225 5	36.725 2
3	695	Lana Cook	Greenville GTC	9.200 4	9.375 1T	8.975 9	8.900 10T	36.450 3
4	734	Veronika Jaworuk	Monmouth Gym Elite	8.850 8	9.150 3T	9.225 5T	9.150 8	36.375 4
5	2264	Hayden Badgerow	Stars & Stripes MI	9.250 2T	8.750 8	8.675 11	9.600 1T	36.275 5
6	705	Addie Silveira	Monmouth Gym Elite	8.500 12	8.975 7	9.200 7	9.250 4	35.925 6
7	1061	Sadie Obbagy	Paradise MA	8.750 10	9.025 5T	8.450 12	9.450 3	35.675 7
8	724	Nina Heilesen	Monmouth Gym Elite	8.625 11	9.150 3T	9.000 8	8.775 13	35.550 8
9	693	Ore Winjobi	Greenville GTC	9.050 7	8.525 10	8.900 10	8.900 10T	35.375 9
10	700	Layla Janah	Greenville GTC	9.300 1	7.250 13	9.400 1T	9.175 7	35.125 10
11	727	Payton Coppola	Monmouth Gym Elite	8.800 9	7.550 12	9.225 5T	9.075 9	34.650 11
12	729	Shay Armhold	Monmouth Gym Elite	8.350 13	7.950 11	9.275 4	8.800 12	34.375 12
13	2261	Emily Kuron	Stars & Stripes MI	9.250 2T	8.575 9	6.875 13	9.200 6	33.900 13

Presidential Classic 2026 Blue Gym

Meet Results





Feb 13-16, 2026

Rank	Num	Name	Gym					AA
1	2250	Angelina Santia	Stars & Stripes MI	9.200 4T	9.775 1	9.225 5T	9.525 3	37.725 1
2	659	Sofia Hernandez	Gymnastics USA	9.050 8	9.575 2	9.500 1	9.550 1T	37.675 2
3	3190	Ava Daly	Becca's Place	9.200 4T	9.350 3	9.300 2	9.550 1T	37.400 3
4	1382	Kayli Newlon	Gold Medal Gyms MO	9.375 2	9.000 9	9.275 3T	9.150 7T	36.800 4
5	657	Serafina Pagan	Gymnastics USA	8.850 9	9.200 6	9.150 8	9.500 4T	36.700 5
6	3221	Olivia Gutierrez	Becca's Place	9.100 6T	9.100 7T	9.100 9	9.100 9T	36.400 6
7	714	Eva Gitnik	Monmouth Gym Elite	8.700 10	9.275 4T	9.225 5T	9.150 7T	36.350 7
8	584	Addie Lynn	Gymnastics USA	9.400 1	9.275 4T	8.400 12	8.975 11	36.050 8
9	694	Nola Young	Greenville GTC	9.350 3	8.800 11	8.975 10	8.825 13	35.950 9
10	696	Juliette Snow	Greenville GTC	9.100 6T	9.100 7T	8.425 11	8.900 12	35.525 10
11T	717	Katherine Grossmann	Monmouth Gym Elite	8.550 12	8.150 13	9.275 3T	9.500 4T	35.475 11T
11T	731	Sophie Chan	Monmouth Gym Elite	8.625 11	8.550 12	9.200 7	9.100 9T	35.475 11T
13	1921	Luciana Galindo-Martinez	Randolph Athletic	0.000 13	8.900 10	8.375 13	9.250 6	26.525 13

Presidential Classic 2026 Blue Gym

Meet Results





Feb 13-16, 2026

Rank	Num	Name	Gym					AA
1	3364	Nayla Vassor	Sunny Gymnastics	9.550 1	9.250 7	9.375 3	9.050 10	37.225 1
2	600	Caelynn Boone	Gymnastics USA	9.200 5	9.500 1	9.275 4	9.225 5T	37.200 2
3	1393	Makenna Shaw	Gold Medal Gyms MO	9.500 2	9.125 8	9.200 5	9.275 4	37.100 3
4	1059	Reese Ruggieri	Paradise MA	8.450 13	9.275 6	9.450 1	9.675 1	36.850 4
5	620	Gracie Pedraza	Gymnastics USA	9.300 3T	9.325 4T	8.875 6	9.200 7T	36.700 5
6	1030	Ava Metcalf	Paradise MA	8.700 11	8.925 10	9.425 2	9.525 2	36.575 6
7	1386	Kynneddy Parker	Gold Medal Gyms MO	9.300 3T	9.375 2	8.425 12	9.225 5T	36.325 7
8T	2266	Josephine Eischen	Stars & Stripes MI	8.900 8*	9.350 3	8.625 9	9.150 9	36.025 8T
8T	692	Maison Salisbury	Greenville GTC	8.900 8*	9.325 4T	8.600 10	9.200 7T	36.025 8T
10	1392	Maila McRandall	Gold Medal Gyms MO	9.100 6	8.400 13	8.750 8	9.400 3	35.650 10
11	697	Audrianna Barattini	Greenville GTC	8.850 10	8.700 12	8.800 7	8.975 12	35.325 11
12	587	Alana Castellanos Linares	Gymnastics USA	9.050 7	8.900 11	8.125 13	9.025 11	35.100 12
13	2758	Arianna Souza	TNT Wellington	8.625 12	7.650 14	7.600 14	8.025 13	31.900 13
14	630	Kendal Bowen	Gymnastics USA	0.000 14	9.100 9	8.500 11	0.000 14	17.600 14

Presidential Classic 2026 Blue Gym

Meet Results

Feb 13-16, 2026

Rank	Num	Name	Gym					AA
1T	605	Daya Zoldan	Gymnastics USA	8.750 14	9.800 1	9.575 3	9.625 1	37.750 1T
1T	1056	Olivia Bourdeau	Paradise MA	9.275 3	9.325 2	9.600 2	9.550 3	37.750 1T
3	1054	Michaela Sheehan	Paradise MA	9.100 7T	8.800 5	9.625 1	9.425 5T	36.950 3
4	643	Myel Bent	Gymnastics USA	9.200 5T	9.025 4	8.850 9	9.500 4	36.575 4
5	1570	Julie Ortega	Gravity Gymnastics	9.450 1	9.250 3	8.700 11	8.950 12	36.350 5
6	1037	Christina Beupre	Paradise MA	9.200 5T	8.100 11T	9.400 5	9.425 5T	36.125 6
7	1032	Brianna DiMarzio	Paradise MA	8.850 11	8.625 7	8.950 6T	9.575 2	36.000 7
8T	3363	Cayla Vassor	Sunny Gymnastics	9.300 2	8.500 10	8.950 6T	9.100 11	35.850 8T
8T	2653	Aniyah Lawson	Sunny Gymnastics	9.250 4	8.550 8T	8.925 8	9.125 10	35.850 8T
10	1038	Deanna Nosal	Paradise MA	8.800 12	7.250 14	9.525 4	9.200 7	34.775 10
11	3226	Sophie Richardson	Becca's Place	8.900 10	8.100 11T	8.825 10	8.800 14	34.625 11
12	3186	Amary Resto-Santos	Becca's Place	9.050 9	8.550 8T	7.550 13	9.150 9	34.300 12
13	2073	Kaylynne Baltzell	Phoenix Gym MI	9.100 7T	8.650 6	7.225 14	9.175 8	34.150 13
14	1725	Maria Buitrago Lopez	Sunny Gymnastics	8.775 13	7.800 13	8.600 12	8.875 13	34.050 14





Presidential Classic 2026 Blue Gym

Team Results

Women / XP / All Ages

Session: B08

Feb 13-16, 2026

Rank	Gym	Team	Score				
1	Gymnastics USA	X	113.950	27.900 3	28.875 1	28.400 2	28.775 2
2	Paradise MA	X	112.750	27.575 6	27.625 4	28.750 1	28.800 1
3	Gold Medal Gyms MO	X	110.800	28.175 1	27.500 6	27.225 7	27.900 5T
4	Becca's Place	X	110.575	27.375 7	27.475 7	27.800 3	27.925 4
5	Stars & Stripes MI	X	110.425	27.700 5	27.875 2	26.525 8	28.325 3
6	Greenville GTC	X	110.350	27.850 4	27.800 3	27.350 5	27.350 7
7	Monmouth Gym Elite	X	109.600	26.350 8	27.575 5	27.775 4	27.900 5T
8	Sunny Gymnastics	X	108.925	28.100 2	26.300 8	27.250 6	27.275 8

Presidential Classic 2026 Blue Gym





Meet Results

Women / XS / B09_XS_g1

Session: B09

Feb 13-16, 2026





Judge's Signatures

Rank	Num	Name	Gym					AA
1	3232	Giannie Badalow	Sunny Gymnastics	9.400 1T	9.625 5T	9.750 1T	9.550 3	38.325 1
2	2924	Kayla Gaines	Team Twisters	9.400 1T	9.550 9	9.750 1T	9.575 1T	38.275 2
3	2946	Kendall Smith	Team Twisters	9.050 5	9.900 1	9.675 3	9.575 1T	38.200 3
4	2271	Mila Miller	Stars & Stripes MI	9.250 4	9.850 2	9.625 4	9.400 4	38.125 4
5T	2930	Marilyn Haugh	Team Twisters	9.000 7	9.625 5T	9.450 10	9.100 7T	37.175 5T
5T	1713	Skye Gelin	Sunny Gymnastics	9.400 1T	9.575 8	8.925 12	9.275 6	37.175 5T
7	2018	Ariana Syed	FGTC	8.950 8	9.500 10	9.600 5	9.100 7T	37.150 7
8	2257	Eleanor Lucas	Stars & Stripes MI	8.600 12	9.600 7	9.550 6T	9.325 5	37.075 8
9	3230	Andorah Metellus	Sunny Gymnastics	9.025 6	9.325 12	9.525 8	9.000 11	36.875 9
10	2922	Kali Bidva	Team Twisters	8.350 13T	9.750 3	9.550 6T	9.100 7T	36.750 10
11	1215	Alaina Woods	Excel Gym & Tumble	8.650 11	9.425 11	9.475 9	8.925 12	36.475 11
12	2405	Zara Calvo	FGTC	8.700 10	9.675 4	8.350 14	9.075 10	35.800 12
13	1718	Brooklyn Roundtree	Sunny Gymnastics	8.900 9	9.100 14	8.875 13	8.750 13	35.625 13
14	331	Dali Hernandez	Sugar Land	8.350 13T	9.250 13	9.225 11	8.575 14	35.400 14

Presidential Classic 2026 Blue Gym

Meet Results





Feb 13-16, 2026

Rank	Num	Name	Gym					AA
1	2251	Audrey Hawes	Stars & Stripes MI	9.500 1	9.950 1	9.750 1	9.625 2	38.825 1
2	2273	Reese Corley	Stars & Stripes MI	9.400 3	9.725 5	9.725 2T	9.650 1	38.500 2
3	2964	Bijou Franciosa	Team Twisters	9.325 5	9.750 4	9.700 4	9.600 3	38.375 3
4	2267	Kaylin Homrich	Stars & Stripes MI	8.950 13	9.875 2T	9.725 2T	9.400 4T	37.950 4
5	2936	Adeline Lopes	Team Twisters	9.150 8	9.675 7T	9.650 5T	9.350 6	37.825 5
6	2262	Goldie Rosengren	Stars & Stripes MI	9.275 6T	9.550 10	9.600 7T	9.325 7	37.750 6
7	2586	Katie Hall	Orlando Gymnastics	9.450 2	9.675 7T	9.650 5T	8.950 14	37.725 7
8	2923	Lauren Cullen	Team Twisters	9.025 11	9.875 2T	9.525 9	9.100 12	37.525 8
9	2272	Paisley Morris	Stars & Stripes MI	9.275 6T	9.625 9	9.425 11T	9.000 13	37.325 9
10	2934	Cameron Lawson	Team Twisters	9.000 12	9.275 12T	9.600 7T	9.400 4T	37.275 10
11	1714	Sidney Randle	Sunny Gymnastics	9.350 4	9.275 12T	9.425 11T	9.150 11	37.200 11
12	2927	Annabelle Grofcsik	Team Twisters	8.700 14	9.700 6	9.450 10	9.250 9	37.100 12
13	2658	Miranda Rodriguez	Sunny Gymnastics	9.100 9	9.350 11	9.150 14	9.300 8	36.900 13
14	3233	Mia Gordon	Sunny Gymnastics	9.050 10	9.150 14	9.300 13	9.225 10	36.725 14

Presidential Classic 2026 Blue Gym

Meet Results

Feb 13-16, 2026

Rank	Num	Name	Gym					AA
1	2572	Annabella Felix	Orlando Gymnastics	9.450 1T	9.800 1T	9.850 1	9.550 1T	38.650 1
2T	2253	Brooklyn Zimmerman	Stars & Stripes MI	9.450 1T	9.350 12	9.800 2	9.525 3	38.125 2T
2T	2599	Valerie Tse	Orlando Gymnastics	9.400 4	9.775 3	9.650 4	9.300 7T	38.125 2T
4	2255	Cameron Urbanski	Stars & Stripes MI	9.350 5	9.600 8	9.725 3	9.400 4T	38.075 4
5	2931	Gabriella Hershovich	Team Twisters	9.425 3	9.725 4	9.425 9	9.350 6	37.925 5
6	2941	Emily Rubin	Team Twisters	9.200 7T	9.800 1T	9.575 6	9.300 7T	37.875 6
7	1717	Daniela Moran	Sunny Gymnastics	9.100 9	9.700 5	9.475 8	9.550 1T	37.825 7
8	2270	Mia Barber	Stars & Stripes MI	9.250 6	9.525 10T	9.625 5	9.400 4T	37.800 8
9	2031	Olivia Lopez	FGTC	9.000 11	9.525 10T	9.550 7	9.300 7T	37.375 9
10	2268	Lily Skorupski	Stars & Stripes MI	9.200 7T	9.650 6	9.350 10	9.000 10T	37.200 10
11	1716	Gabriela Chaves Bermudez	Sunny Gymnastics	8.950 12	9.550 9	9.075 14	8.825 13	36.400 11
12	1715	Mia Gonzales	Sunny Gymnastics	9.075 10	8.900 14	9.150 13	8.950 12	36.075 12
13	2965	Easton Frohman	Team Twisters	8.725 13	9.125 13	9.275 11T	8.775 14	35.900 13
14	2949	Adeline Werhahn Viens	Team Twisters	8.625 14	9.625 7	8.875 15	8.750 15	35.875 14
15	2794	Ariella Kushnir	Team Twisters	8.125 15	8.675 15	9.275 11T	9.000 10T	35.075 15

Presidential Classic 2026 Blue Gym





Meet Results

Women / XS / B09_XS_g4

Session: B09

Feb 13-16, 2026

Judge's Signatures

Rank	Num	Name	Gym					AA
1	2928	Julia Gross	Team Twisters	9.125 12T	10.000 1	9.775 1	9.700 2	38.600 1
2	2277	Stella Gray	Stars & Stripes MI	9.600 3	9.850 2T	9.525 9	9.550 4	38.525 2
3T	2589	Londynn Burnett	Orlando Gymnastics	10.000 1	9.475 10T	9.600 7	9.225 10	38.300 3T
3T	2402	Gabi Motta	FGTC	9.150 9T	9.650 5	9.750 2	9.750 1	38.300 3T
5	2263	Harper Tague	Stars & Stripes MI	9.275 7	9.600 6T	9.725 3	9.575 3	38.175 5
6	2580	Guadalupe Correa	Orlando Gymnastics	9.500 4	9.800 4	9.550 8	9.300 7T	38.150 6
7	3231	Camila Diaz	Sunny Gymnastics	9.625 2	9.600 6T	9.400 11T	9.300 7T	37.925 7
8	362	Sophie Mondshine	Sugar Land	9.300 6	9.550 8	9.625 5T	9.400 5	37.875 8
9	2581	Isabela Pedrosa	Orlando Gymnastics	9.350 5	9.525 9	9.625 5T	9.275 9	37.775 9
10	1712	Nicole Bastardo	Sunny Gymnastics	9.250 8	9.850 2T	9.275 13	9.350 6	37.725 10
11	2585	Kamila Bravo	Orlando Gymnastics	9.150 9T	9.450 12	9.650 4	9.000 12T	37.250 11
12	2591	Mila Perez Feliu	Orlando Gymnastics	9.125 12T	9.475 10T	9.400 11T	8.900 15	36.900 12
13	325	Ainslee McGowen	Sugar Land	9.150 9T	9.325 13	8.750 14T	9.050 11	36.275 13
14	2577	Catarina Feio	Orlando Gymnastics	8.950 15	8.750 15	9.425 10	8.975 14	36.100 14
15	350	Madison Tran	Sugar Land	9.050 14	9.175 14	8.750 14T	9.000 12T	35.975 15





Presidential Classic 2026 Blue Gym

Team Results

Women / XS / All Ages

Session: B09





Feb 13-16, 2026

Rank	Gym	Team	Score				
1	Stars & Stripes MI	X	116.350	28.550 2	29.675 2	29.275 1	28.850 2
2	Team Twisters	X	116.025	28.150 4	29.775 1	29.225 2	28.875 1
3	Orlando Gymnastics	X	115.625	28.950 1	29.375 3	29.150 3	28.150 4T
4	Sunny Gymnastics	X	114.800	28.425 3	29.175 4	28.750 5	28.450 3
5	FGTC	X	113.000	27.100 6	28.850 5	28.900 4	28.150 4T
6	Sugar Land	X	110.675	27.500 5	28.125 6	27.600 6	27.450 6

Presidential Classic 2026 Blue Gym

Meet Results





Feb 13-16, 2026

Rank	Num	Name	Gym					AA
1	2815	Maylin Black	Team Twisters	9.500 2	9.575 3	9.500 3	9.625 1	38.200 1
2	2254	Brooklyn Bonnell	Stars & Stripes MI	9.675 1	9.450 5	9.325 5	9.500 2	37.950 2
3	3387	Mila Wahl	Team Twisters	9.150 6T	9.625 2	9.475 4	9.250 5T	37.500 3
4	2822	Chiara Intravaia	Team Twisters	9.350 3	9.700 1	9.000 8	9.325 4	37.375 4
5	2830	Isabelle Smith	Team Twisters	9.150 6T	9.550 4	9.525 2	9.125 8	37.350 5
6	2833	Elin Stocking	Team Twisters	9.325 4	9.400 6	9.550 1	8.750 11	37.025 6
7	641	Melanie Morales	Gymnastics USA	9.300 5	9.025 10	9.275 6	9.250 5T	36.850 7
8	1915	Addison Sabol	Randolph Athletic	9.000 10	9.150 9	9.175 7	9.150 7	36.475 8
9	2826	Lucy Mercer	Team Twisters	8.900 11	9.300 7	8.825 9	9.375 3	36.400 9
10	2759	Ashley Negri	Team Twisters	9.100 8T	9.200 8	8.725 10	8.900 10	35.925 10
11	601	Cali Thomas	Gymnastics USA	8.600 13	8.900 11	8.675 11	8.950 9	35.125 11
12	366	Zaniya Mitchell	Sugar Land	8.700 12	7.825 12	8.100 12	8.650 12T	33.275 12
13	328	Avery Hancock	Sugar Land	9.100 8T	7.175 13	7.825 13	8.650 12T	32.750 13

Presidential Classic 2026 Blue Gym

Meet Results





Feb 13-16, 2026

Rank	Num	Name	Gym					AA
1	2259	Ellen Bloom	Stars & Stripes MI	9.350 2T	9.550 4	9.225 2	9.575 3	37.700 1
2	2824	Madison Leiva	Team Twisters	9.350 2T	9.600 2	9.000 4	9.675 1	37.625 2
3	2260	Emily Richardson	Stars & Stripes MI	9.450 1	9.575 3	8.950 6	9.500 4	37.475 3
4	592	Ansley Harmon	Gymnastics USA	9.000 6T	9.775 1	8.825 8	9.250 5	36.850 4
5	329	Braylin York	Sugar Land	8.850 10	9.275 6	9.300 1	8.975 9	36.400 5
6	2814	Mehin Aghayeva	Team Twisters	8.900 9	9.325 5	8.200 12	9.600 2	36.025 6
7	342	Kaitlyn Cheng	Sugar Land	9.250 4T	8.825 8	8.450 11	9.100 8	35.625 7
8	334	Ellie Sullivan	Sugar Land	9.000 6T	8.250 11	8.975 5	9.225 6	35.450 8
9	1241	Willow Mixon	Excel Gym & Tumble	8.800 11	8.850 7	9.050 3	8.650 10	35.350 9
10	1236	Riley Lloyd	Excel Gym & Tumble	8.950 8	8.350 10	8.850 7	9.125 7	35.275 10
11	1231	Karter Evans	Excel Gym & Tumble	8.750 12	8.750 9	7.625 13	8.550 11	33.675 11
12	1229	Gabrielle Coleman	Excel Gym & Tumble	9.250 4T	6.900 12	8.775 9T	8.050 12	32.975 12
13	633	Lilliana Miles	Gymnastics USA	8.500 13	0.000 13	8.775 9T	0.000 13	17.275 13

Presidential Classic 2026 Blue Gym

Meet Results





Feb 13-16, 2026

Rank	Num	Name	Gym					AA
1	2252	Avery Thompson-Saiz	Stars & Stripes MI	9.575 1	9.625 1T	9.550 1	9.525 3	38.275 1
2	666	Yashielys Maldonado	Gymnastics USA	9.300 4	9.500 3	9.425 3T	9.725 1	37.950 2
3	642	Michelle Umansky	Gymnastics USA	9.350 3	9.625 1T	8.850 8	9.400 7	37.225 3
4	357	Riya Aiyer	Sugar Land	9.275 5	9.275 7	9.125 6	9.450 4T	37.125 4
5	623	Janae Hill	Gymnastics USA	8.900 10	9.125 9	8.975 7	9.550 2	36.550 5
6	1042	Emma Loiacono	Paradise MA	8.850 11	9.200 8	9.425 3T	8.950 10	36.425 6
7	1051	Lyla Christensen	Paradise MA	8.750 12	8.725 11	9.250 5	9.425 6	36.150 7
8	1414	Harper Baird	Riptide Gymnastics	9.100 7	8.800 10	9.500 2	8.600 13	36.000 8
9	1917	Bella Keyser	Randolph Athletic	8.725 13	9.425 4T	8.400 10	9.250 8T	35.800 9
10	2256	Cora Marchand	Stars & Stripes MI	9.125 6	9.400 6	7.875 12	9.250 8T	35.650 10
11	640	McKenna Dillon	Gymnastics USA	9.500 2	9.425 4T	7.050 13	9.450 4T	35.425 11
12	365	Yahvi Patel	Sugar Land	9.000 9	8.275 13	8.625 9	8.875 11	34.775 12
13	351	Madison MacDonald	Sugar Land	9.050 8	8.350 12	8.175 11	8.750 12	34.325 13

Presidential Classic 2026 Blue Gym

Meet Results





Feb 13-16, 2026

Rank	Num	Name	Gym					AA
1	2258	Ella Klein	Stars & Stripes MI	9.575 4	9.500 2T	9.575 2	9.650 1	38.300 1
2	1062	Sofia Nosal	Paradise MA	9.750 1	9.575 1	9.450 3	9.350 7	38.125 2
3	1407	Bailey Brannen	Riptide Gymnastics	9.375 5	9.500 2T	9.625 1	9.475 2T	37.975 3
4	2265	Joelle Nolen	Stars & Stripes MI	9.600 2T	9.350 5	9.050 8	9.450 4	37.450 4
5	1052	Mackenzie Malin	Paradise MA	9.600 2T	9.300 6T	8.875 11	9.475 2T	37.250 5
6	2279	Vivian Hyer	Stars & Stripes MI	9.075 10	9.500 2T	9.300 4T	9.225 8	37.100 6
7	2275	Samaya Duncan	Stars & Stripes MI	9.325 6	9.125 9	9.100 7	9.075 11	36.625 7
8	1033	Brooke Rudenauer	Paradise MA	9.300 7	9.225 8	8.650 13	9.400 6	36.575 8
9	1034	Brooklyn Fargo	Paradise MA	9.150 9	8.975 12	9.300 4T	9.100 10	36.525 9
10	1409	Braelynn Williams	Riptide Gymnastics	9.175 8	9.025 11	8.975 9	9.175 9	36.350 10
11	2274	Rosie Eddy	Stars & Stripes MI	9.025 11	9.300 6T	8.950 10	9.050 12	36.325 11
12	3406	Ava Weiner	Team Twisters	8.850 12	9.100 10	8.675 12	9.425 5	36.050 12
13	358	Samantha Huynh	Sugar Land	8.550 13	8.100 13	9.200 6	8.925 13	34.775 13

Presidential Classic 2026 Blue Gym

Meet Results

Feb 13-16, 2026

Rank	Num	Name	Gym					AA
1	2820	Tara Di Cicco	Team Twisters	9.800 1	9.575 1	9.450 4	9.750 1	38.575 1
2	1036	Charlotte Tezber	Paradise MA	9.000 7T	9.275 7T	9.675 1	9.600 2	37.550 2
3	2278	Vivian Fedewa	Stars & Stripes MI	9.250 3	9.475 3	9.525 3	9.250 5	37.500 3
4	1046	Harper Morley	Paradise MA	9.175 4T	9.275 7T	9.275 7	9.275 4	37.000 4
5	1049	Kinley Borst	Paradise MA	9.000 7T	9.525 2	9.175 8	9.225 6T	36.925 5
6	1060	Riley Faford	Paradise MA	9.450 2	9.050 11	9.100 9	9.225 6T	36.825 6
7	1031	Ayushi Samarakoon	Paradise MA	8.900 12	9.275 7T	9.550 2	9.050 11	36.775 7
8	1026	Alexa Christensen	Paradise MA	9.000 7T	9.025 12	9.350 6	9.300 3	36.675 8
9	1415	Isabella Pfeffer	Riptide Gymnastics	9.175 4T	9.400 5T	8.700 11	9.225 6T	36.500 9
10	1410	Chloe Culbert	Riptide Gymnastics	9.000 7T	8.900 13	9.425 5	9.150 10	36.475 10
11	2276	Sophia Luther	Stars & Stripes MI	8.825 13	9.450 4	9.075 10	9.000 12	36.350 11
12	2828	Delila Platter	Team Twisters	9.150 6	9.400 5T	8.525 12	9.200 9	36.275 12
13	588	Aliyah Coss	Gymnastics USA	9.000 7T	9.225 10	7.700 14	8.900 13	34.825 13
14	1216	Alexis Hopkins	Excel Gym & Tumble	8.550 14	8.300 14	8.325 13	8.700 14	33.875 14





Presidential Classic 2026 Blue Gym

Team Results

Women / XG / All Ages

Session: B10

Feb 13-16, 2026

Rank	Gym	Team	Score				
1	Team Twisters	X	115.200	28.650 3	28.925 1	28.575 3	29.050 1
2	Stars & Stripes MI	X	115.000	28.850 1	28.750 3	28.650 2	28.750 2
3	Paradise MA	X	114.375	28.800 2	28.400 4	28.675 1	28.500 4
4	Gymnastics USA	X	113.450	28.150 4	28.900 2	27.675 5	28.725 3
5	Riptide Gymnastics	X	112.075	27.725 5	27.925 5	28.550 4	27.875 5
6	Sugar Land	X	110.400	27.625 6	27.375 6	27.625 6	27.775 6

Presidential Classic 2026 Blue Gym





Meet Results

Women / 2 / L2 b11 g1

Session: B11

Feb 13-16, 2026





Judge's Signatures

Rank	Num	Name	Gym					AA
1	1692	Riverlyn McGill	Let It Shine	9.550 1T	9.575 1	9.550 1	8.850 2	37.525 1
2	1249	Aria Leo	Blaze Gymnastics	9.550 1T	8.825 7	9.350 3	8.700 3	36.425 2
3	1100	Rory Waldhuber	HW Regionettes	9.300 3	9.050 5	9.050 7T	8.600 4T	36.000 3
4	1682	Nora Ladd	Let It Shine	8.950 7	9.450 2	9.500 2	8.000 9	35.900 4
5	1988	Annistyn Small	The Rock	9.225 5	9.300 3	9.050 7T	8.250 6T	35.825 5
6	2771	Colette Lenser	Let It Shine	8.375 12	9.025 6	9.100 6	9.000 1	35.500 6
7	3068	Beatriz Acevedo	Gymar El Salvador	8.650 9T	8.800 8	9.150 5	8.600 4T	35.200 7
8	1688	Poppy Porter	Let It Shine	8.850 8	9.125 4	8.650 10	7.650 12T	34.275 8
9	1804	Sofia Jalife Maul	Esgila CAR	8.650 9T	7.700 13	9.225 4	8.200 8	33.775 9
10	1288	Stella Tarantino	Blaze Gymnastics	9.275 4	8.325 9	8.275 11	7.850 10	33.725 10
11	3306	Agatha Camargo Guevara	Gimnastica Queretaro	8.450 11	8.275 10	8.200 12	8.250 6T	33.175 11
12	1095	Ella Sipeki	HW Regionettes	7.800 13	8.100 11	8.775 9	7.800 11	32.475 12
13	839	Amelia Moody	Sterling Academy MI	9.050 6	7.725 12	7.700 13	7.650 12T	32.125 13

Presidential Classic 2026 Blue Gym

Meet Results

Feb 13-16, 2026

Rank	Num	Name	Gym					AA
1	3398	Kara Knauer	Blaze Gymnastics	10.000	9.125	9.775	8.925	37.825
				1	8	1	7	1
2	1284	Reagan Herry	Blaze Gymnastics	9.600	9.550	9.600	9.050	37.800
				2	4	3T	4	2
3	2551	Addison Sierra	Intensity Gym TX	9.500	9.600	9.375	9.300	37.775
				3T	3	7	1	3
4T	1676	MaryLu Roney	Let It Shine	9.400	9.700	9.525	8.950	37.575
				6T	1	5	6	4T
4T	1627	Caitie Mulloy	Let It Shine	9.225	9.650	9.675	9.025	37.575
				9	2	2	5	4T
6	1640	Emmy Wells	Let It Shine	9.400	9.450	9.600	8.850	37.300
				6T	5	3T	8	6
7	1281	Olivia Petraghani	Blaze Gymnastics	9.175	9.300	9.500	9.250	37.225
				10	6	6	2	7
8	2740	Chrisleanis Rodriguez Cruz	Gimnasia de San Juan	9.500	8.850	9.100	9.150	36.600
				3T	11	9	3	8
9	835	Henleigh Russ	Sterling Academy MI	9.450	9.050	9.150	8.000	35.650
				5	9	8	12T	9
10	2539	Grayson Efird	Rocky Mount Elite	9.250	9.175	8.725	8.100	35.250
				8	7	10	11	10
11	2776	Lia Harcot Morales	Gimnastica Queretaro	8.950	9.000	8.225	8.300	34.475
				11	10	13	10	11
12	1096	Evelyn Cuda	HW Regionettes	8.375	8.525	8.500	8.450	33.850
				13	13	11	9	12
13	2779	Valentina Ortega Nathan	Gimnastica Queretaro	8.450	8.750	8.400	8.000	33.600
				12	12	12	12T	13

Presidential Classic 2026 Blue Gym





Meet Results

Women / 2 / L2 b11 g3

Session: B11

Feb 13-16, 2026

Judge's Signatures

Rank	Num	Name	Gym					AA
1	1620	Ava Poole	Let It Shine	9.650	9.650	9.725	9.350	38.375
				1	1	1	2	1
2	3071	Miranda Orantes	Gymar El Salvador	9.400	9.625	9.525	9.200	37.750
				4	2	8	4	2
3	1441	Luciana Alvarez	Lincoln School	9.475	9.225	9.425	9.525	37.650
				2	8	9T	1	3
4	1677	Mina Pellegrino	Let It Shine	9.200	9.325	9.675	9.325	37.525
				11T	5T	2	3	4
5	1797	Elena De la Rosa	Esgila CAR	9.375	9.300	9.550	9.025	37.250
				5	7	7	6T	5
6	1665	Kylie Martin	Let It Shine	9.425	9.575	9.000	9.175	37.175
				3	3	14	5	6
7	3055	Renata Garcia	Gymar El Salvador	9.225	9.200	9.625	8.925	36.975
				10	9	3T	8	7
8	2730	Emma Sencion	World Class Miami	9.075	9.325	9.625	8.900	36.925
				14	5T	3T	9T	8
9	1634	Ellie Davis	Let It Shine	9.125	9.350	9.575	8.800	36.850
				13	4	5T	11	9
10	2283	Amelia Martinez	World Class Miami	9.325	9.150	9.575	8.650	36.700
				6	10	5T	12	10
11	2060	Nayah Dundas	Gihae Gymnastics	9.275	8.700	9.425	8.900	36.300
				8T	13	9T	9T	11
12	2057	Mary-Engelly Geerman	Gihae Gymnastics	9.275	8.725	9.100	9.025	36.125
				8T	12	12T	6T	12
13	2749	Kamila Navarro Roman	Gimnasia de San Juan	9.200	8.825	9.100	8.350	35.475
				11T	11	12T	15	13
14	2747	Julianna Cruz Martinez	Gimnasia de San Juan	8.950	8.475	9.225	8.550	35.200
				15	15	11	13	14
15	2775	Aranza Victoria Gil Hernand	Gimnastica Queretaro	9.300	8.500	8.425	8.375	34.600
				7	14	15	14	15

Presidential Classic 2026 Blue Gym





Meet Results

Women / 2 / L2 b11 g4

Session: B11

Feb 13-16, 2026





Judge's Signatures

Rank	Num	Name	Gym					AA
1	2559	Kennedy Burke	Intensity Gym TX	9.300 5T	9.575 1	9.650 2T	9.600 1	38.125 1
2	1437	Alessandra Albines	Lincoln School	9.300 5T	9.450 2	9.600 4	9.400 2T	37.750 2
3	1438	Alessia Leon	Lincoln School	9.350 1	9.150 7	9.650 2T	9.400 2T	37.550 3
4	1443	Namie Yto	Lincoln School	9.300 5T	9.200 5T	9.550 6	9.150 4	37.200 4
5	2391	Luna Ramirez	World Class Miami	9.300 5T	9.325 3	9.700 1	8.775 8T	37.100 5
6	1442	Paris Ley	Lincoln School	9.225 9	8.850 9	9.575 5	9.100 5	36.750 6
7	2756	Naiara Brito Zequeira	Gimnasia de San Juan	9.325 2T	9.200 5T	9.125 11	8.850 6T	36.500 7
8	1803	Sally Flores	Esgila CAR	9.325 2T	9.250 4	9.100 12	8.375 12	36.050 8
9	2007	Landri Heerwagen	The Rock	9.200 10T	8.925 8	9.400 7	8.250 13	35.775 9
10	2745	Giana Perez Marcano	Gimnasia de San Juan	9.125 12	8.575 11	9.150 10	8.775 8T	35.625 10
11	2735	Amy Gaztambide Castro	Gimnasia de San Juan	8.800 13	8.350 12	9.175 9	8.400 11	34.725 11
12	2739	Catalina Lebron Saldana	Gimnasia de San Juan	9.325 2T	7.200 14	9.275 8	8.850 6T	34.650 12
13	2751	Nissi Legrand Rivera	Gimnasia de San Juan	8.500 14	8.800 10	8.950 13	8.200 14	34.450 13
14	2748	Kamila Loor Ortiz	Gimnasia de San Juan	9.200 10T	7.925 13	7.950 14	8.450 10	33.525 14

Presidential Classic 2026 Blue Gym

Team Results

Feb 13-16, 2026

Rank	Gym	Team	Score				
1	Let It Shine	X	114.550	28.625 2	29.000 1	29.075 1	27.850 2
2	Blaze Gymnastics	X	113.225	29.150 1	27.975 2	28.875 2	27.225 3
3	Lincoln School	X	113.150	28.125 4	27.875 3	28.825 3	28.325 1
4	Gymar El Salvador	X	109.925	27.275 5	27.625 4	28.300 4	26.725 5
5	Gimnasia de San Juan	X	109.550	28.150 3	26.875 5	27.675 5	26.850 4
6	HW Regionettes	X	102.325	25.475 6	25.675 6	26.325 6	24.850 6

Presidential Classic 2026 Blue Gym





Meet Results

Women / 1 / L1 b12 g1

Session: B12

Feb 13-16, 2026

Judge's Signatures

Rank	Num	Name	Gym					AA
1	1501	Zoe Garcia	No Limits Gymnastics	9.300 5	9.350 1	9.525 1	9.150 3	37.325 1
2	2126	Romee Osorio Gonzalez	Gihae Gymnastics	9.525 1	9.275 2	9.350 3	9.100 4	37.250 2
3	2280	Jeandelys Ponson	Gihae Gymnastics	9.450 2	9.025 4	9.250 4	9.025 6	36.750 3
4	2512	Advika Rajasekar	Provo Gymnastics	9.250 6	9.050 3	9.175 5	9.050 5	36.525 4
5	1502	Alessia Luna	No Limits Gymnastics	9.400 3	7.900 10	9.475 2	9.300 1	36.075 5
6	3037	Jeryanis Encarnacion	Diamond Gym PR	9.350 4	8.600 6	8.850 7	9.175 2	35.975 6
7	3057	Lucia Mora	Lider Club Gimnastic	8.725 9	8.625 5	9.100 6	8.900 7	35.350 7
8	2738	Axnaia Gonzalez Hernandez	Gimnasia de San Juan	8.950 7	8.150 9	8.700 9	8.400 9T	34.200 8
9	2753	Samantha Rodriguez Grilo	Gimnasia de San Juan	8.700 10	8.450 7T	8.550 10	8.400 9T	34.100 9
10	2520	Melissa Stipa	Provo Gymnastics	8.800 8	8.450 7T	8.800 8	7.850 12	33.900 10
11T	2750	Milena Ayala Figueroa	Gimnasia de San Juan	8.675 11	7.500 12	8.225 12	8.575 8	32.975 11T
11T	2746	Johalys Vega Rivera	Gimnasia de San Juan	8.400 12	7.750 11	8.475 11	8.350 11	32.975 11T

Presidential Classic 2026 Blue Gym





Meet Results

Women / 1 / L1 b12 g2

Session: B12

Feb 13-16, 2026

Judge's Signatures





Rank	Num	Name	Gym					AA
1	2058	Mexxi Fajardo	Gihae Gymnastics	9.800 1	9.450 2	9.750 1	9.350 6	38.350 1
2	2067	Victoria Reeberg	Gihae Gymnastics	9.600 3	9.600 1	9.575 4T	9.450 2T	38.225 2
3	2059	Mia-Alysee Tromp	Gihae Gymnastics	9.725 2	9.200 3	9.625 2T	9.500 1	38.050 3
4	1500	Luciana Centella	No Limits Gymnastics	9.375 4T	8.825 9	9.575 4T	9.375 5	37.150 4
5	3313	Chiara Fajette	Apex Gymnastics CI	9.075 12	9.000 5T	9.475 9	9.450 2T	37.000 5
6T	2602	Amelie Bauwens	Gihae Gymnastics	9.225 9*	8.950 7	9.525 6T	9.125 9	36.825 6T
6T	2721	Miranda Orozco Navarro	Gym Stars Costa Rica	9.225 9*	8.650 10	9.500 8	9.450 2T	36.825 6T
8	3039	Leire Pastrana	Diamond Gym PR	9.375 4T	8.900 8	9.525 6T	9.000 10	36.800 8
9	1499	Miranda Lopardo	No Limits Gymnastics	9.275 6T	9.000 5T	9.175 10	9.250 7	36.700 9
10	2524	Scarlette Shapiro	Provo Gymnastics	9.250 8	9.125 4	8.900 13	8.950 11	36.225 10
11	2742	Emma Rivera Perez	Gimnasia de San Juan	9.100 11	8.125 12	9.625 2T	9.225 8	36.075 11
12	2754	Samantha Valderrama Rive	Gimnasia de San Juan	9.275 6T	7.850 13	8.975 12	8.575 12	34.675 12
13	3046	Yulianis Guillen	Diamond Gym PR	8.825 13	8.200 11	9.000 11	8.250 13	34.275 13

Presidential Classic 2026 Blue Gym

Meet Results

Feb 13-16, 2026

Page: 1
 Printed: 2/15/2026 12:13:38 PM
 Women / 1 / L1 b12 g3
 Session: B12
 Judge's Signatures

Rank	Num	Name	Gym					AA
1	2719	Lucia Salas Muñoz	Gym Stars Costa Rica	9.225 10	9.300 1	9.850 1	9.600 1T	37.975 1
2	2063	Reeva Osorio Gonzalez	Gihae Gymnastics	9.425 5T	9.125 5	9.700 2	9.550 3	37.800 2
3	1956	Emilia Manrique	Pestalozzi	9.600 2	9.175 4	9.450 6	9.425 4	37.650 3
4	1498	Sienna Maturell	No Limits Gymnastics	9.400 7	9.200 3	9.625 3	9.300 5	37.525 4
5	1496	Adele Julio	No Limits Gymnastics	9.625 1	9.250 2	9.375 7T	9.250 6T	37.500 5
6	1495	Francesca Di Martino	No Limits Gymnastics	9.325 8	8.925 6	9.550 4	9.600 1T	37.400 6
7	3038	Layla Gonzalez Vazquez	Diamond Gym PR	9.500 3	8.825 7	9.350 9	9.100 8T	36.775 7
8	2736	Ariam Correa Rodriguez	Gimnasia de San Juan	9.450 4	8.575 8	9.475 5	9.250 6T	36.750 8
9	2741	Emma Diaz La Luz	Gimnasia de San Juan	9.250 9	8.075 10	9.375 7T	9.100 8T	35.800 9
10	1497	Sofia Fabrega	No Limits Gymnastics	9.075 12	8.425 9	9.000 11	8.850 11	35.350 10
11	1999	Everleigh Camacho	The Rock	9.200 11	8.000 11	9.025 10	9.050 10	35.275 11
12	3044	Valentina Fuentes	Diamond Gym PR	9.425 5T	7.900 12	8.300 12	8.550 12	34.175 12

Presidential Classic 2026 Blue Gym





Meet Results

Women / 1 / L1 b12 g4

Session: B12

Feb 13-16, 2026

Judge's Signatures





Rank	Num	Name	Gym					AA
1	1489	Maria Victoria Sanchez	No Limits Gymnastics	9.750 1	9.500 2T	9.850 1	9.750 1	38.850 1
2	1491	Gabriela Gonzalez	No Limits Gymnastics	9.575 2T	9.125 6	9.700 2	9.575 2	37.975 2
3	2045	Cattaleya Molina	Gihae Gymnastics	9.450 6T	9.550 1	9.325 10	9.500 5	37.825 3
4	3318	Scarlett Jasper	Apex Gymnastics CI	9.125 11T	9.500 2T	9.625 3T	9.550 3T	37.800 4
5	1492	Valerie Fernandez	No Limits Gymnastics	9.100 13	9.400 4	9.625 3T	9.550 3T	37.675 5
6	2720	Mikaela Gamboa Fuentes	Gym Stars Costa Rica	9.450 6T	9.100 7	9.500 6T	9.475 6	37.525 6
7	3048	Belen Avalos	Gymar El Salvador	9.275 8	9.350 5	9.350 9	9.225 9	37.200 7
8	2734	Alejandra Martinez Melend	Gimnasia de San Juan	9.575 2T	8.775 8	9.450 8	9.000 11T	36.800 8
9	1494	Sofia Dominguez	No Limits Gymnastics	9.125 11T	8.750 9	9.500 6T	9.375 7	36.750 9
10	2744	Enoeliz Soto Santiago	Gimnasia de San Juan	9.250 9	8.325 10	9.275 11	8.975 13	35.825 10
11	1490	Mila Vallarino	No Limits Gymnastics	9.550 4	7.300 12	9.625 3T	9.250 8	35.725 11
12	1493	Isabela De Alba	No Limits Gymnastics	9.175 10	8.050 11	9.175 12T	9.150 10	35.550 12
13	2737	Arianna Alvarado Viera	Gimnasia de San Juan	9.525 5	7.100 13	9.175 12T	9.000 11T	34.800 13

Presidential Classic 2026 Blue Gym

Meet Results

Feb 13-16, 2026

Page: 1
 Printed: 2/15/2026 12:13:45 PM
 Women / 1 / L1 b12 g5
 Session: B12
 Judge's Signatures

Rank	Num	Name	Gym					AA
1	1485	Isabella Carrion	No Limits Gymnastics	10.000	9.275	9.850	9.800	38.925
				1	3	1	1	1
2	1487	Daniellis Reyes	No Limits Gymnastics	9.650	9.500	9.475	9.700	38.325
				2	1	5T	2T	2
3	1483	Valeria Castro	No Limits Gymnastics	9.600	9.050	9.775	9.700	38.125
				3	6	2	2T	3
4	3053	Mila Benavides	Gymar El Salvador	9.500	9.175	9.650	9.600	37.925
				5	5	3	4	4
5	1486	Valeria Deeb	No Limits Gymnastics	9.475	9.450	9.175	9.450	37.550
				6	2	8T	6	5
6	1484	Sofia Perez	No Limits Gymnastics	9.300	8.950	9.600	9.550	37.400
				10	8	4	5	6
7	1488	Ana Sophia Castillo	No Limits Gymnastics	9.375	8.725	9.475	9.400	36.975
				8	9	5T	7	7
8	2743	Emma Alvarado Viera	Gimnasia de San Juan	9.575	8.700	9.200	8.700	36.175
				4	10	7	12	8
9	2516	Jasmine Savannah Bassett	Provo Gymnastics	9.225	9.000	8.925	8.975	36.125
				12	7	12	9	9
10	2733	Ainara Lopez Fuentes	Gimnasia de San Juan	9.325	8.500	9.125	9.050	36.000
				9	11	10	8	10
11	2069	Zoe Schwengle	Gihae Gymnastics	9.275	9.225	8.500	8.950	35.950
				11	4	13	10	11
12	3033	Amaya Delgado Maysonet	Diamond Gym PR	9.125	8.100	9.175	8.600	35.000
				13	12	8T	13	12
13	2755	Zoelys Falero Perez	Gimnasia de San Juan	9.400	7.150	9.050	8.725	34.325
				7	13	11	11	13





Presidential Classic 2026 Blue Gym

Team Results

Women / 1 / All Ages

Session: B12





Feb 13-16, 2026

Rank	Gym	Team	Score				
1	No Limits Gymnastics	X	116.575	29.400 1	28.450 2	29.475 1	29.250 1
2	Gihae Gymnastics	X	115.350	29.125 2	28.600 1	29.075 2	28.550 2
3	Gimnasia de San Juan	X	110.850	28.675 3	26.050 5	28.550 3	27.575 3
4	Diamond Gym PR	X	109.950	28.300 4	26.325 4	28.050 4	27.275 4
5	Provo Gymnastics	X	108.875	27.725 5	27.175 3	27.000 5	26.975 5

Presidential Classic 2026 Blue Gym

Meet Results

Feb 13-16, 2026





Rank	Num	Name	Gym					AA
1	1694	Rowan Smith	Let It Shine	9.425 1	9.675 2	9.125 4	9.050 1	37.275 1
2	1648	Halle Kate Medlin	Let It Shine	8.900 9	9.625 3	9.475 1	8.850 6	36.850 2
3	1668	Lindy Pfeffer	Let It Shine	9.100 4T	9.775 1	8.350 10	8.900 4T	36.125 3
4	1704	Winnie Gregory	Let It Shine	9.300 3	8.400 6T	9.275 2	8.825 7	35.800 4
5	2388	Macallan Sloan	Let It Shine	8.925 8	9.000 4T	8.725 5T	8.950 3	35.600 5
6	2054	Leanne Rivero	Gihae Gymnastics	8.675 12	8.325 9	9.200 3	9.000 2	35.200 6
7	2607	Oonagh Yau	Chantilly Academy	9.350 2	8.400 6T	8.500 8	8.900 4T	35.150 7
8	1991	Brooklyn Kelley	The Rock	9.100 4T	8.400 6T	8.725 5T	8.775 8	35.000 8
9	2610	Hannah Moylan	Chantilly Academy	8.400 14T	9.000 4T	7.600 13	8.550 9	33.550 9
10	2764	Zemira Higgins	TNT Wellington	8.600 13	8.075 12	8.650 7	7.500 12	32.825 10
11	3074	Baylee Corvil	TNT Wellington	8.800 11	7.050 15	8.375 9	8.200 10	32.425 11
12	837	Blake McNeil	Sterling Academy MI	9.000 6T	7.250 13	7.450 14	7.600 11	31.300 12
13	838	Anya Asirvatham	Sterling Academy MI	9.000 6T	7.150 14	8.000 12	6.100 13	30.250 13
14	2609	Lilly Burg	Chantilly Academy	8.875 10	8.200 11	8.075 11	0.000 14T	25.150 14
15	2606	Rylie Bell	Chantilly Academy	8.400 14T	8.275 10	7.100 15	0.000 14T	23.775 15

Presidential Classic 2026 Blue Gym

Meet Results

Feb 13-16, 2026





Judge's Signatures

Rank	Num	Name	Gym					AA
1	1635	Ellie Ratcliff	Let It Shine	9.350 5	9.800 1	9.550 3	9.100 4	37.800 1
2	2387	Isabella Jefferson	Let It Shine	9.600 1	9.625 2	9.325 5T	9.000 7	37.550 2
3	1833	Catherine Silva	Top Gymnastics FL	9.375 4	9.150 7	9.625 1	9.350 1	37.500 3
4	1693	Rosie Stevens	Let It Shine	9.400 2T	9.550 3T	9.450 4	8.725 10	37.125 4
5	1638	Emily Glenn	Let It Shine	9.150 8	9.550 3T	8.975 11	9.150 3	36.825 5
6T	1655	Ivy Deal	Let It Shine	8.950 12	8.950 8T	9.575 2	9.050 5T	36.525 6T
6T	1607	Abigail Gray	Let It Shine	9.000 11	9.400 5	9.325 5T	8.800 9	36.525 6T
8	2064	Rixienly Paesch	Gihae Gymnastics	9.400 2T	8.625 12T	9.050 9T	9.175 2	36.250 8
9	2052	Kayliën Fabus	Gihae Gymnastics	9.100 9T	8.725 10	9.200 7	9.050 5T	36.075 9
10	2611	Isabella Phillips	Chantilly Academy	9.250 6	9.350 6	8.225 15	8.875 8	35.700 10
11	1686	Parker Millslagle	Let It Shine	9.100 9T	8.525 14	9.125 8	8.675 12	35.425 11
12	1947	Luciana Carmona	Piruetas	9.175 7	8.675 11	9.050 9T	8.450 13	35.350 12
13	2062	Raenella Geerman	Gihae Gymnastics	8.550 15	8.950 8T	8.800 13	8.700 11	35.000 13
14	1657	Joey Price	Let It Shine	8.650 14	8.625 12T	8.850 12	7.400 14	33.525 14
15	1948	Maiah Gonzalez	Piruetas	8.800 13	8.325 15	8.250 14	7.250 15	32.625 15

Presidential Classic 2026 Blue Gym

Meet Results

Feb 13-16, 2026





Rank	Num	Name	Gym					AA
1	1894	Na'Lyssa Alcindor	Victory Elite	9.700 2	9.475 4	9.550 4	9.450 1	38.175 1
2	3417	Kayla Rivero	Victory Elite	9.300 4T	9.550 2T	9.700 1T	9.350 2	37.900 2
3	1674	Marcelle deJong	Let It Shine	9.250 6	9.600 1	9.675 3	9.275 4	37.800 3
4	1617	Annie Elam	Let It Shine	9.350 3	9.550 2T	9.400 5	9.300 3	37.600 4
5	2605	Mila Phu	Chantilly Academy	9.750 1	9.400 5	8.875 12	9.250 5	37.275 5
6	1436	Aimi Leon	Lincoln School	9.000 8	9.325 7	9.700 1T	9.200 6	37.225 6
7	1439	Ariana Alfaro Tello	Lincoln School	8.650 13	9.375 6	9.200 8T	9.000 8	36.225 7
8	1652	Isabel Groce	Let It Shine	8.800 12	9.150 8	9.325 6	8.875 10	36.150 8
9	1628	Caroline Jackson	Let It Shine	9.300 4T	9.125 9	9.200 8T	8.500 13	36.125 9
10	1440	Imani Leiblinger	Lincoln School	8.825 11	9.100 10	9.175 10	8.950 9	36.050 10
11	3259	Grace Gebhardt	Bay Valley Academy	8.900 10	8.900 11	9.150 11	8.800 11	35.750 11
12	3260	Hayden Hinkley	Bay Valley Academy	8.450 15	8.775 12	9.300 7	9.050 7	35.575 12
13	3073	Aubrey Telfort	TNT Wellington	9.100 7	7.800 14	8.600 13	8.525 12	34.025 13
14	3310	Sofia Quintero Mora	Lisangim	8.950 9	6.775 15	8.150 15	8.375 14	32.250 14
15	2608	Everleigh McIntosh	Chantilly Academy	8.625 14	8.725 13	8.225 14	0.000 15	25.575 15

Presidential Classic 2026 Blue Gym

Meet Results

Feb 13-16, 2026

Judge's Signatures

Rank	Num	Name	Gym					AA
1	3062	Elena Sanchez	Victory Elite	9.800 1	9.575 2	9.600 3	9.625 1	38.600 1
2	1611	Adelyn Peer	Let It Shine	9.200 9	9.725 1	9.500 6	9.525 3	37.950 2
3	3066	Paula Arnias Rodriguez	Victory Elite	9.425 2	9.150 4	9.725 2	9.600 2	37.900 3
4	1705	Zenina Ho	Let It Shine	9.225 8	9.525 3	9.575 4	9.400 5	37.725 4
5	1845	Yasmin Sultan Mukhamedo	Top Gymnastics FL	9.325 4	8.625 11	9.800 1	9.350 6	37.100 5
6	3291	Alessa Zadra	Victory Elite	9.275 5	9.050 5T	9.550 5	9.175 7	37.050 6
7T	1931	Alaia Vazquez	Piruetas	9.150 10	8.750 9	9.275 8	9.500 4	36.675 7T
7T	2762	Niki Kislukhin	TNT Wellington	9.400 3	8.975 7	9.300 7	9.000 8	36.675 7T
9	2056	Maria Alejandra Delgado	Gihae Gymnastics	9.050 11T	8.825 8	9.025 10	8.250 12	35.150 9
10	1940	Jadet Placeres	Piruetas	8.525 14	8.700 10	9.100 9	8.650 9	34.975 10
11	2047	Frangeline Hernandis	Gihae Gymnastics	9.250 6T	8.150 12	8.550 13	8.300 11	34.250 11
12	1943	Joriangelys Sierra	Piruetas	8.475 15	9.050 5T	8.775 11	7.200 15	33.500 12
13	2620	Emily-Rose Givens	Chantilly Academy	8.650 13	7.350 14	8.650 12	8.600 10	33.250 13
14	2709	Ambar Rodriguez	Piruetas	9.050 11T	7.550 13	8.475 14	7.750 14	32.825 14
15	2604	Elizabeth Nelson	Chantilly Academy	9.250 6T	6.575 15	7.625 15	7.950 13	31.400 15





Presidential Classic 2026 Blue Gym

Team Results

Women / 3 / All Ages

Session: B13





Feb 13-16, 2026

Rank	Gym	Team	Score				
1	Victory Elite	X	115.225	28.925 1	28.600 2	29.025 1	28.675 1
2	Let It Shine	X	114.775	28.425 2	29.300 1	28.825 2	28.225 2
3	Lincoln School	X	109.500	26.475 6	27.800 3	28.075 3	27.150 4
4	Chantilly Academy	X	109.150	28.350 3	27.750 4	26.025 6	27.025 5
5	Gihae Gymnastics	X	108.925	27.750 4	26.500 5T	27.450 4	27.225 3
6	Piruetas	X	107.900	27.375 5	26.500 5T	27.425 5	26.600 6

Presidential Classic 2026 Blue Gym

Meet Results





Feb 13-16, 2026

Rank	Num	Name	Gym					AA
1	1829	Alexandra Domnitanu	Top Gymnastics FL	9.550 3	9.250 4	9.400 1T	9.200 2	37.400 1
2	1622	BellaGrace Hanna	Let It Shine	9.650 1T	9.125 6	9.250 4	9.050 4T	37.075 2
3	2068	Yuna Fajardo	Gihae Gymnastics	9.300 5	9.050 7	9.200 5	9.225 1	36.775 3
4T	1689	Presley Marks	Let It Shine	9.075 9	9.475 1	9.100 8	9.050 4T	36.700 4T
4T	1669	London Herron	Let It Shine	9.200 7	9.350 2	9.150 6T	9.000 7T	36.700 4T
6T	1699	Tatum Yelk	Let It Shine	9.225 6	9.325 3	9.350 3	8.375 12	36.275 6T
6T	1832	Casey Shaw	Top Gymnastics FL	9.100 8	9.150 5	9.025 11T	9.000 7T	36.275 6T
8	1641	Everly McGill	Let It Shine	8.875 11T	8.550 9	9.400 1T	9.100 3	35.925 8
9T	2556	Cadence Foster	Intensity Gym TX	9.650 1T	8.225 11	9.075 9T	8.950 9	35.900 9T
9T	1612	Alayna Mitchell	Let It Shine	9.350 4	8.650 8	9.150 6T	8.750 11	35.900 9T
11	1230	Hannah Williams	Excel Gym & Tumble	9.050 10	8.475 10	9.025 11T	8.825 10	35.375 11
12	2061	Nimra Martinus	Gihae Gymnastics	8.875 11T	7.900 12	9.075 9T	9.050 4T	34.900 12

Presidential Classic 2026 Blue Gym

Meet Results

Feb 13-16, 2026

Rank	Num	Name	Gym					AA
1	3397	Luella McGinnis	Intensity Gym TX	9.575 1	9.550 1T	9.600 2	9.625 1	38.350 1
2	1609	Adeline Buehner	Let It Shine	8.750 11	9.550 1T	9.650 1	9.425 2	37.375 2
3	1662	Kennedy Rittenberry	Let It Shine	9.200 4	9.425 3	9.425 5	9.000 7	37.050 3
4	1481	Taelyn Stock	Gym Sports Academy	9.250 3	8.875 9	9.350 6	9.325 3	36.800 4
5T	1642	Georgia Kate Dunlap	Let It Shine	8.900 8T	9.125 6	9.525 3	9.100 5	36.650 5T
5T	1610	Adeline Whitman	Let It Shine	9.350 2	9.275 4	8.875 10	9.150 4	36.650 5T
7	2760	Ashlynn Souza	TNT Wellington	9.150 5	9.200 5	9.275 7	8.775 9	36.400 7
8	1623	Bella Hron	Let It Shine	8.900 8T	8.925 8	9.450 4	9.050 6	36.325 8
9	1631	Eliana Bauer	Let It Shine	9.100 6	9.075 7	8.725 11	8.950 8	35.850 9
10	2617	Naina Esayas	Chantilly Academy	9.050 7	8.550 11	9.250 8	7.300 12	34.150 10
11	2612	Michaela Rudy	Chantilly Academy	8.625 12	8.825 10	7.200 12	7.900 11	32.550 11
12	2037	Alinah Polanco	Gihae Gymnastics	8.775 10	6.350 12	9.025 9	8.250 10	32.400 12

Presidential Classic 2026 Blue Gym





Meet Results

Women / 4 / L4 b14 g3

Session: B14

Feb 13-16, 2026





Judge's Signatures

Rank	Num	Name	Gym					AA
1	1836	Jasmine Borges	Top Gymnastics FL	9.600 2	9.825 1	9.400 2	9.625 1	38.450 1
2	1844	Vivian Boeriu	Top Gymnastics FL	9.775 1	9.425 2	9.700 1	9.450 2	38.350 2
3	1480	Stella Ciesielski	Gym Sports Academy	9.400 3	9.275 3	8.925 5	9.000 7	36.600 3
4	1476	Kyla Shephard	Gym Sports Academy	9.200 4T	8.725 8	9.225 3	8.750 9T	35.900 4
5	2616	Olivia Cogan	Chantilly Academy	9.175 6	8.925 5T	8.675 8	9.100 4T	35.875 5
6T	2621	Brynn Owens	Chantilly Academy	8.600 12	9.150 4	8.975 4	9.100 4T	35.825 6T
6T	1670	Lucy Lubus	Let It Shine	9.150 7	8.925 5T	8.850 7	8.900 8	35.825 6T
8	1653	Isabel Parkinson	Let It Shine	9.075 8T	8.350 11	8.375 9	9.375 3	35.175 8
9	1695	Scottie Apple	Let It Shine	8.800 10	8.875 7	7.975 12	9.075 6	34.725 9
10	1474	Emmy Walczyk	Gym Sports Academy	8.650 11	8.450 10	8.875 6	8.475 12	34.450 10
11	1644	Grace Jones	Let It Shine	9.075 8T	8.550 9	8.150 11	8.650 11	34.425 11
12	1482	Ursula Wopperer	Gym Sports Academy	9.200 4T	6.950 12	8.250 10	8.750 9T	33.150 12

Presidential Classic 2026 Blue Gym

Meet Results





Feb 13-16, 2026

Rank	Num	Name	Gym					AA
1	1646	Hadley Rider	Let It Shine	9.425 2	9.450 1	9.150 5	9.075 3	37.100 1
2	2614	Vivienne Eberly	Chantilly Academy	9.025 5	9.000 4	9.425 1	8.950 5	36.400 2
3	2763	Sarai Pena	TNT Wellington	9.550 1	8.750 5	8.775 11	9.200 1T	36.275 3
4	1475	Gloria Ditta	Gym Sports Academy	9.050 4	8.650 7	9.350 2	9.200 1T	36.250 4
5	2622	Abigail Sampson	Chantilly Academy	8.875 8	9.200 2	9.325 3	8.575 8	35.975 5
6	1673	Madison Canales	Let It Shine	8.925 6	9.175 3	8.850 9T	8.975 4	35.925 6
7	1472	Aryana Kloster	Gym Sports Academy	8.900 7	8.600 9	9.175 4	8.925 6	35.600 7
8	2072	Jane O'Rourke	Phoenix Gym MI	9.100 3	8.675 6	8.850 9T	8.300 10	34.925 8
9	1477	Mackenzie Tresp	Gym Sports Academy	8.800 10	8.175 10	8.950 7T	8.825 7	34.750 9
10	1654	Isla Varghese	Let It Shine	8.850 9	8.625 8	9.125 6	7.950 11T	34.550 10
11	2761	Emma Davis	TNT Wellington	8.725 11	7.550 12	8.575 12	8.450 9	33.300 11
12	2623	Madeleine Ignacio	Chantilly Academy	8.500 12	7.600 11	8.950 7T	7.950 11T	33.000 12

Presidential Classic 2026 Blue Gym

Meet Results





Feb 13-16, 2026

Rank	Num	Name	Gym					AA
1	2619	JoJo Durham	Chantilly Academy	9.900 1	9.750 1	9.525 1	9.350 2	38.525 1
2	2615	Olivia McCarty	Chantilly Academy	9.475 2	9.600 2	9.275 2	9.450 1	37.800 2
3	2066	Ruzinaily Romero	Gihae Gymnastics	9.050 6	8.700 6	9.025 3	9.150 3	35.925 3
4	2046	Evi Lantinga	Gihae Gymnastics	9.350 3	8.450 7	8.575 8T	8.950 5	35.325 4
5T	1470	Abby LoBocchiaro	Gym Sports Academy	8.725 9	8.775 4T	8.650 7	9.050 4	35.200 5T
5T	1661	Karina Zizys	Let It Shine	8.900 8	8.900 3	8.525 10	8.875 6	35.200 5T
7	2613	Zahra Kalaly	Chantilly Academy	9.125 5	8.775 4T	8.575 8T	8.275 10	34.750 7
8	2038	Aliyah Lo-Fo-Sang	Gihae Gymnastics	9.175 4	8.225 8	8.700 5T	8.350 9	34.450 8
9	1933	Azaleya Sierra	Piruetas	8.950 7	8.150 10	8.150 12	8.150 11	33.400 9
10T	1233	Maleeya Domingo	Excel Gym & Tumble	8.675 10	7.350 12	8.700 5T	8.550 8	33.275 10T
10T	1232	Kaylee Griggs	Excel Gym & Tumble	8.550 11	7.650 11	8.475 11	8.600 7	33.275 10T
12	2043	Baylee Lo-Fo-Sang	Gihae Gymnastics	8.275 12	8.200 9	8.775 4	7.850 12	33.100 12

Presidential Classic 2026 Blue Gym

Team Results

Feb 13-16, 2026

Rank	Gym	Team	Score				
1	Top Gymnastics FL	X	114.200	28.925 1	28.500 2	28.500 2	28.275 1
2	Let It Shine	X	113.475	28.425 3	28.475 3	28.625 1	27.950 2
3	Chantilly Academy	X	113.275	28.550 2	28.550 1	28.275 3	27.900 3
4	Gym Sports Academy	X	110.275	27.850 4	26.925 4	27.925 4	27.575 4
5	Gihae Gymnastics	X	108.750	27.825 5	26.200 5	27.300 5	27.425 5

Presidential Classic 2026 Blue Gym





Meet Results

Women / 5 / B15_L5_g1

Session: B15

Feb 13-16, 2026





Judge's Signatures

Rank	Num	Name	Gym					AA
1	2525	Emilia Staudt	Gold Medal Gyms MO	9.750 1	9.575 1	9.100 4	9.700 1	38.125 1
2	1383	Kellar Phillips	Gold Medal Gyms MO	9.650 3	9.350 2	9.575 2	9.400 3	37.975 2
3	1378	Ingrid Jones	Gold Medal Gyms MO	9.700 2	9.150 4	9.175 3	9.225 4	37.250 3
4	3292	Ytzy De Leon	Victory Elite	9.450 5T	8.300 9	9.650 1	9.550 2	36.950 4
5	1650	Henley Manners	Let It Shine	9.450 5T	9.300 3	8.925 7	9.175 5	36.850 5
6	1402	Star Kinney	Gold Medal Gyms MO	9.250 9	9.000 5T	9.075 5	8.950 7	36.275 6
7	2968	Valentina Orozco Morales	Lisangim	9.425 7	9.000 5T	8.675 8	9.050 6	36.150 7
8	760	Kinsley Short	The Athletic Edge OR	9.200 10	8.025 10	9.050 6	8.850 8	35.125 8
9	759	Harper Roane	The Athletic Edge OR	9.550 4	8.425 7	8.175 9	8.550 9	34.700 9
10	2048	Isabella Rodriguez Barrero	Gihae Gymnastics	9.100 11	7.600 12	7.950 10	8.450 10	33.100 10
11	1946	Lorena De Leon	Piruetas	8.750 12	8.350 8	7.000 12	7.850 12	31.950 11
12	1938	Genesis Rivera	Piruetas	9.400 8	7.100 13	6.950 13	8.350 11	31.800 12
13	1929	Abrianna Garcia	Piruetas	8.625 13	7.800 11	7.700 11	0.000 13	24.125 13

Presidential Classic 2026 Blue Gym

Meet Results





Feb 13-16, 2026

Rank	Num	Name	Gym					AA
1	388	Elsie Huetcher	Queen City	9.650 1T	9.400 1	9.325 1	9.400 1T	37.775 1
2	1624	Bexley Laymon	Let It Shine	9.350 8	9.200 3	9.000 6	9.400 1T	36.950 2
3	2689	Allie Haswell	Mid Michigan	9.400 5T	9.225 2	9.150 2T	9.125 5T	36.900 3
4	2967	Hellen Mariana Bohorquez	Lisangim	9.650 1T	8.850 6T	9.025 4T	9.300 3	36.825 4
5	1842	Sofia Pustiulga	Top Gymnastics FL	9.425 4	9.000 4	8.850 7	8.925 7	36.200 5
6T	2684	Gracelyn Michelson	Mid Michigan	9.450 3	8.850 6T	8.500 9	9.125 5T	35.925 6T
6T	1732	Amelia Churchill	Decal Gymnastics	9.400 5T	8.900 5	9.025 4T	8.600 11	35.925 6T
8	2065	Romy Fajardo	Gihae Gymnastics	9.400 5T	7.950 10	9.150 2T	8.850 8	35.350 8
9	2686	Emelia Neithamer	Mid Michigan	9.050 11T	8.350 8T	8.700 8	8.800 9	34.900 9
10	754	Alyssa Barrie	The Athletic Edge OR	9.050 11T	7.650 11	8.100 12	8.675 10	33.475 10
11	1942	Jerielys Malave	Piruetas	8.750 13	8.350 8T	8.050 13	8.300 12	33.450 11
12	1533	Sofia Abigail Estrada Lemus	Gymnastica	9.150 10	6.900 12	8.125 11	8.000 13	32.175 12
13	765	McKenna Byerley	The Athletic Edge OR	9.300 9	4.000 13	8.225 10	9.150 4	30.675 13

Presidential Classic 2026 Blue Gym

Meet Results

Feb 13-16, 2026

Rank	Num	Name	Gym					AA
1	408	Leila Usmanova	Queen City	9.750 1	9.500 2	9.550 1	9.600 1	38.400 1
2	370	Addie O'Neill	Queen City	9.600 4T	9.750 1	9.150 3	9.375 2	37.875 2
3	1613	Alexandra Sullivan	Let It Shine	9.450 6	8.775 5	9.100 4	9.150 3	36.475 3
4	1667	Lexi Elorza	Let It Shine	9.700 2	9.125 3	8.350 10	9.100 4T	36.275 4
5	1616	Annabelle Trivette	Let It Shine	9.600 4T	8.675 7	9.275 2	8.650 10T	36.200 5
6T	1658	Julia Hron	Let It Shine	9.650 3	8.750 6	8.625 7	9.100 4T	36.125 6T
6T	2683	Luna Renier	Mid Michigan	9.200 13	9.100 4	8.875 6	8.950 9	36.125 6T
8	1766	Savannah Kittredge	Decal Gymnastics	9.325 11	8.500 8	8.950 5	9.075 7	35.850 8
9	1839	Olivia Prego-Cadena	Top Gymnastics FL	9.350 10	8.300 9	8.575 8	9.100 4T	35.325 9
10	766	Paige Kennedy	The Athletic Edge OR	9.400 7T	7.575 11	8.525 9	9.000 8	34.500 10
11	1939	Isabella Perez	Piruetas	9.400 7T	8.050 10	8.175 12	8.650 10T	34.275 11
12	1937	Fernanda Miranda	Piruetas	9.375 9	7.300 12	8.300 11	8.000 12	32.975 12
13	2757	Addyson Souza	TNT Wellington	9.275 12	7.250 13	5.650 13	6.900 13	29.075 13

Presidential Classic 2026 Blue Gym





Meet Results

Women / 5 / B15_L5_g4

Session: B15

Feb 13-16, 2026





Judge's Signatures

Rank	Num	Name	Gym					AA
1	1619	Auburn Perry	Let It Shine	9.750	9.450	9.475	9.175	37.850
				1	2	1	3T	1
2	1706	Zuza Chamberlain	Let It Shine	9.600	9.275	9.375	9.300	37.550
				4	3	2	2	2
3	758	Gabryelle Camara	The Athletic Edge OR	9.550	8.925	9.050	9.175	36.700
				5	8T	3	3T	3
4	385	Charlotte Bond	Queen City	9.700	9.525	8.475	8.975	36.675
				2	1	8	8	4
5	2687	Eliza Diaz	Mid Michigan	9.200	9.000	8.925	9.500	36.625
				11	7	6	1	5
6	1621	Avni Hampton	Let It Shine	9.625	8.925	8.725	9.100	36.375
				3	8T	7	5	6
7	424	Rikki Williams	Queen City	9.450	9.200	8.450	8.900	36.000
				7	4	9	9	7
8	2682	Olivia Fernandez	Mid Michigan	9.325	9.075	8.200	9.025	35.625
				9	6	12	6	8
9	1837	Lola Borgnino	Top Gymnastics FL	8.700	9.125	8.950	8.750	35.525
				12	5	4T	11	9
10	994	Hailey Fogel	TAG Gymnastics MA	9.350	8.175	8.950	8.800	35.275
				8	10	4T	10	10
11	1685	Olivia Pellegrino	Let It Shine	9.500	7.600	8.425	9.000	34.525
				6	12	10T	7	11
12	1932	Alyiah Lausell	Piruetas	9.250	7.700	8.425	8.150	33.525
				10	11	10T	12	12
13	1532	Pauline Ruiz Pacheco	Gymnastica	8.675	5.850	7.425	7.050	29.000
				13	13	13	13	13

Presidential Classic 2026 Blue Gym

Team Results

Feb 13-16, 2026

Rank	Gym	Team	Score				
1	Queen City	X	114.275	29.100 1T	28.775 1	28.025 2	28.375 1
2	Gold Medal Gyms MO	X	113.350	29.100 1T	28.075 2	27.850 3	28.325 2
3	Let It Shine	X	113.125	29.100 1T	28.025 3	28.125 1	27.875 3
4	Mid Michigan	X	110.275	28.175 5T	27.400 4	26.950 4	27.750 4
5	The Athletic Edge OR	X	107.825	28.500 4	25.375 6	26.625 5	27.325 5
6	Top Gymnastics FL	X	107.050	27.475 7	26.425 5	26.375 6	26.775 6
7	Piruetas	X	103.125	28.175 5T	24.750 7	24.900 7	25.300 7

Presidential Classic 2026 Blue Gym





Meet Results

Women / 4 / L4 b16 g1

Session: B16

Feb 13-16, 2026

Judge's Signatures

Rank	Num	Name	Gym					AA
1	348	Leah Fong	Sugar Land	9.025	9.500	9.425	9.400	37.350
				1	1	4	2T	1
2	2219	Layla Trancucci	Spartan Gymnastics	8.550	9.275	9.375	9.400	36.600
				7	2	5	2T	2
3	3177	Vivienne Ruscello	Gymsport Gems	8.775	8.900	9.450	9.325	36.450
				4	4	2T	4	3
4	1253	Brooke Lin	Blaze Gymnastics	8.400	8.850	8.700	9.500	35.450
				9	5	9	1	4
5	2538	Emmalyn Ellis	Rocky Mount Elite	8.700	8.275	9.450	8.825	35.250
				5T	8	2T	8	5
6	3140	Karsyn Planey	Gymsport Gems	8.100	8.425	9.575	8.675	34.775
				12	7	1	9	6
7	3155	Mila Kamouyerou	Gymsport Gems	8.450	8.500	8.750	8.850	34.550
				8	6	7	7	7
8	875	Annistyn Rivera	Deary's Gymnastics	8.900	8.000	7.850	9.100	33.850
				3	9	10	5	8
9	3384	Freya Hunte	Flip Gym Barbados	8.375	7.300	8.900	8.475	33.050
				10	12T	6	10	9
10	1000	Lily Morrison	TAG Gymnastics MA	8.700	7.375	8.725	7.950	32.750
				5T	11	8	14	10
11	3380	Shauna Francis	Flip Gym Barbados	8.950	7.650	7.725	8.275	32.600
				2	10	11	11	11
12	995	Hailey Hootstein	TAG Gymnastics MA	8.125	9.000	6.075	8.925	32.125
				11	3	14	6	12
13	1006	Taylor Lawrence	TAG Gymnastics MA	7.750	7.300	6.975	8.250	30.275
				13	12T	13	12	13
14	979	Ally Drake	TAG Gymnastics MA	6.700	6.000	7.450	8.000	28.150
				14	14	12	13	14

Presidential Classic 2026 Blue Gym

Meet Results

Feb 13-16, 2026

Women / 4 / L4 b16 g2

Session: B16

Judge's Signatures

Rank Num Name

Gym







AA

Presidential Classic 2026 Blue Gym

Meet Results

Feb 13-16, 2026

Page: 1
 Printed: 2/16/2026 10:31:31 AM
 Women / 4 / L4 b16 g3
 Session: B16
 Judge's Signatures





Rank	Num	Name	Gym					AA
1	3109	Adeline Walter	Gymsport Gems	9.050 2	9.400 2	9.825 1	9.425 5	37.700 1
2	2535	Amiya Alston	Rocky Mount Elite	8.750 4T	9.675 1	9.275 6T	9.500 2T	37.200 2
3T	120	Shaniah Regis-Guiste	Woodbridge Academy	9.275 1	8.700 7	9.325 3	9.225 6	36.525 3T
3T	884	Camdyn Tiffany	Deary's Gymnastics	9.000 3	9.125 3	9.200 9	9.200 7	36.525 3T
5	3159	Murphy Dittman	Gymsport Gems	8.575 10	8.825 6	9.300 4T	9.575 1	36.275 5
6	1758	Mia Grennen	Decal Gymnastics	8.700 6	9.100 4	9.250 8	9.125 8T	36.175 6
7	1757	Lyla Bolduc	Decal Gymnastics	8.625 7T	8.850 5	9.575 2	9.075 10	36.125 7
8	3176	Tori Haegg	Gymsport Gems	8.625 7T	8.675 8	9.300 4T	9.500 2T	36.100 8
9T	910	Mikenna Seeley	Deary's Gymnastics	8.600 9	8.550 9	8.725 11	9.125 8T	35.000 9T
9T	3381	Sya Franklyn	Flip Gym Barbados	8.750 4T	8.300 13	8.950 10	9.000 11	35.000 9T
11	327	Anna Luo	Sugar Land	8.400 11	8.400 10T	8.500 12	9.450 4	34.750 11
12	1729	Adeline Murray	Decal Gymnastics	8.350 12	8.375 12	9.275 6T	7.700 14	33.700 12
13	1767	Sawyer Williams	Decal Gymnastics	8.100 13	8.400 10T	8.075 14	8.300 13	32.875 13
14	993	Hadley Colvin	TAG Gymnastics MA	8.000 14	7.800 14	8.475 13	8.525 12	32.800 14

Presidential Classic 2026 Blue Gym

Meet Results

Feb 13-16, 2026





Page: 1
 Printed: 2/16/2026 10:31:34 AM
 Women / 4 / L4 b16 g4
 Session: B16
 Judge's Signatures

Rank	Num	Name	Gym					AA
1	2544	Milaya Tunstall	Rocky Mount Elite	9.275 3	9.675 1	9.475 2T	9.375 2	37.800 1
2	108	Ella Arone	Woodbridge Academy	9.375 1	9.000 8T	9.175 5T	9.575 1	37.125 2
3	1756	Lily Bower	Decal Gymnastics	8.825 7	9.225 4	9.475 2T	9.250 3	36.775 3
4	349	Luna Hou	Sugar Land	9.350 2	9.325 3	8.725 10	9.025 6	36.425 4
5	367	Zara Bhathena	Sugar Land	9.200 4	9.000 8T	8.625 11	9.225 4	36.050 5
6	1772	Vera Emery	Decal Gymnastics	8.900 6	8.850 11	9.175 5T	9.050 5	35.975 6
7T	3119	Callie Yakima	Gymsport Gems	7.800 13	9.350 2	9.750 1	8.750 10	35.650 7T
7T	1735	Aryn Rogerson	Decal Gymnastics	8.750 8	8.900 10	9.225 4	8.775 9	35.650 7T
9	3382	Mariah Gill	Flip Gym Barbados	8.950 5	9.150 5	9.000 8	8.375 12	35.475 9
10	3308	Marina Camargo Guevara	Gimnastica Queretaro	8.575 10	9.075 6T	8.575 12	8.850 8	35.075 10
11	1731	Ally Watts	Decal Gymnastics	8.700 9	9.075 6T	8.275 14	8.700 11	34.750 11
12	1771	Trinity Noyes	Decal Gymnastics	8.350 12	8.700 12	8.525 13	8.875 7	34.450 12
13	1739	Brynnley Nelson	Decal Gymnastics	8.475 11	8.200 13	9.025 7	7.650 13	33.350 13
14	2778	Nathalie Gabriela Lancelin S	Gimnastica Queretaro	0.000 14	4.700 14	8.850 9	5.500 14	19.050 14

Presidential Classic 2026 Blue Gym

Team Results

Feb 13-16, 2026

Rank	Gym	Team	Score				
1	Gymsport Gems	X	112.000	26.450 4	27.850 2	29.200 1	28.500 1
2	Sugar Land	X	111.375	27.575 1	28.425 1	27.300 4	28.075 2
3	Spartan Gymnastics	X	110.075	26.050 5	27.300 4	29.125 2	27.600 3T
4	Decal Gymnastics	X	109.650	26.475 3	27.400 3	28.325 3	27.450 5
5	Deary's Gymnastics	X	107.325	26.500 2	26.225 5	27.000 5	27.600 3T
6	TAG Gymnastics MA	X	99.350	24.825 6	24.175 6	24.650 6	25.700 6

Presidential Classic 2026 Blue Gym





Meet Results

Women / 2 / L2 b17 g1

Session: B17

Feb 13-16, 2026

Judge's Signatures

Rank	Num	Name	Gym					AA
1	3416	Athena White	Acrosmith Gymnastics	9.725 1	9.550 2	9.900 1	9.600 1	38.775 1
2	3414	Sophie Dodson	Acrosmith Gymnastics	9.700 2	9.600 1	9.550 3	9.450 3	38.300 2
3	1507	Kamila Chung	No Limits Gymnastics	9.650 3	9.125 4T	9.500 4	9.300 5T	37.575 3
4	1506	Natalia Lee	No Limits Gymnastics	9.300 5T	9.000 6	9.600 2	9.325 4	37.225 4
5	3000	Hayley Santana	TAG USA	9.300 5T	8.700 9	9.050 6	9.300 5T	36.350 5
6	1360	Stevie-Lyn Cummins	Spartan Gymnastics	9.225 8	9.525 3	7.900 13	9.500 2	36.150 6
7	3401	Victoria Salazar	TAG USA	9.200 9T	9.125 4T	9.025 7	8.750 8	36.100 7
8	2768	Layla White	X-treme Gymnastics	9.300 5T	8.650 10T	9.100 5	8.900 7	35.950 8
9	2996	Emma Martinez Jarquin	TAG USA	9.050 12	8.750 8	8.725 8	8.525 12	35.050 9
10	3415	Zara Valentine	Acrosmith Gymnastics	9.075 11	8.850 7	8.375 10	8.650 10	34.950 10
11	3009	Joveyah Bellot	TAG USA	9.200 9T	8.500 13	8.350 11	8.675 9	34.725 11
12	3002	Isabella Buitoni	TAG USA	9.350 4	8.650 10T	8.600 9	7.925 13	34.525 12
13	2997	Fabiana Luongo	TAG USA	9.025 13	8.600 12	8.275 12	8.600 11	34.500 13

Presidential Classic 2026 Blue Gym





Meet Results

Women / 2 / L2 b17 g2

Session: B17

Feb 13-16, 2026

Judge's Signatures

Rank	Num	Name	Gym					AA
1	1954	Valeria Goyburu	Pestalozzi	9.300 9T	9.500 4	9.700 1	9.675 1	38.175 1
2T	1357	Saraya Koutouzakis	Spartan Gymnastics	9.500 3T	9.650 1	9.550 2	9.225 6	37.925 2T
2T	783	Collins Malone	Acrosmith Gymnastics	9.600 2	9.525 3	9.500 3	9.300 4	37.925 2T
4	361	Sophia Hu	Sugar Land	9.700 1	9.400 5	9.225 8	9.250 5	37.575 4
5	1753	Lainey Carver	Decal Gymnastics	9.300 9T	9.550 2	9.425 4	9.200 7	37.475 5
6	324	Ahmia Hope	Terrilyn Pascu Sugar Land	9.500 3T	9.025 7	9.275 7	9.400 2	37.200 6
7	2519	Maia Ward	Provo Gymnastics	9.250 11T	9.050 6	9.375 5	9.150 8	36.825 7
8	338	Janae Ewusie	Sugar Land	9.450 6	9.000 8	9.200 9	8.950 9	36.600 8
9	322	Abigail Zalman	Sugar Land	9.400 8	8.550 12	9.350 6	8.925 10	36.225 9
10	3328	Estefania Gomez Gomez	TAG USA	9.250 11T	8.875 9	9.175 10	8.900 11	36.200 10
11	1314	Chloe Taffin	Spartan Gymnastics	9.425 7	8.750 11	8.600 12	9.325 3	36.100 11
12	3024	Sara Parsons Rodriguez	TAG USA	9.500 3T	8.825 10	8.900 11	8.725 12	35.950 12

Presidential Classic 2026 Blue Gym





Meet Results

Women / 2 / L2 b17 g3

Session: B17

Feb 13-16, 2026

Judge's Signatures





Rank	Num	Name	Gym					AA
1	1958	Chiara Salem	Pestalozzi	9.775 1	9.500 1T	9.575 2	9.550 1	38.400 1
2	1505	Alessa Iglesias	No Limits Gymnastics	9.575 5	9.325 5	9.550 3T	9.350 3	37.800 2
3	1982	Rafaella Gayoso	Pestalozzi	9.150 11	9.500 1T	9.600 1	9.525 2	37.775 3
4	2991	Dakota Bolling	TAG USA	9.750 2	9.000 10	9.550 3T	9.075 8	37.375 4
5	1955	Mila Villaran	Pestalozzi	9.525 6	9.075 8	9.275 6	9.325 4T	37.200 5
6	2977	Annabel Bustamante	TAG USA	9.600 3T	9.350 4	9.200 8T	9.000 10	37.150 6
7	3031	Amahia Rosario Olmeda	Diamond Gym PR	9.350 7	9.400 3	8.975 10	9.250 6T	36.975 7
8	1953	Rafaela Poblete	Pestalozzi	9.275 8	9.200 7	9.225 7	9.250 6T	36.950 8
9	3007	Jocelyn Doelitsch	TAG USA	9.600 3T	9.025 9	8.900 11T	9.325 4T	36.850 9
10	2515	Elizabeth Ashcroft	Provo Gymnastics	9.050 12	8.975 11	9.325 5	9.025 9	36.375 10
11	1748	Jillian Wolfington	Decal Gymnastics	9.250 9T	9.250 6	8.900 11T	8.850 12	36.250 11
12	2514	Amber Chantoiseau	Provo Gymnastics	9.250 9T	8.700 12	9.200 8T	8.950 11	36.100 12

Presidential Classic 2026 Blue Gym

Meet Results

Feb 13-16, 2026





Page: 1
 Printed: 2/16/2026 12:40:26 PM
 Women / 2 / L2 b17 g4
 Session: B17
 Judge's Signatures

Rank	Num	Name	Gym					AA
1	1504	Isabella Cherigo	No Limits Gymnastics	9.825 1	9.450 2	9.700 1	9.375 4	38.350 1
2	1503	Sofia Gonzalez	No Limits Gymnastics	9.675 3	9.375 3	9.500 3	9.650 1	38.200 2
3	799	Julia Phillips	Acrosmith Gymnastics	9.400 8T	9.075 5	9.550 2	9.175 8	37.200 3
4	3043	Valentina Birriel	Diamond Gym PR	9.650 4	9.000 6	9.175 8T	9.350 5	37.175 4
5	2513	Alena Gula	Provo Gymnastics	9.525 5T	8.875 8T	9.275 6	9.325 6	37.000 5
6	3047	Yulianiz Pérez Negron	Diamond Gym PR	9.325 10	8.875 8T	9.350 5	9.425 3	36.975 6
7	336	Evan Vivienne Nguyen	Sugar Land	9.525 5T	9.275 4	8.525 12	9.600 2	36.925 7
8	3314	Kate Murphy	Apex Gymnastics CI	9.400 8T	9.500 1	9.175 8T	8.825 11	36.900 8
9	3042	Stella Otero	Diamond Gym PR	9.050 11	8.950 7	9.075 11	9.225 7	36.300 9
10	2989	Chrissy Golding	TAG USA	9.425 7	8.575 10	9.125 10	8.875 10	36.000 10
11	227	Orah Arnan	Antigua Elite	9.775 2	7.850 11	9.375 4	8.900 9	35.900 11
12	3367	Giuliana Figueroa	Try It Academia	8.800 12	6.950 12	9.225 7	7.900 12	32.875 12

Presidential Classic 2026 Blue Gym

Team Results

Feb 13-16, 2026

Rank	Gym	Team	Score				
1	Acrosmith Gymnastics	X	115.050	29.025 2	28.675 1	29.000 1	28.350 3
2	Pestalozzi	X	114.725	28.600 5	28.500 2	28.875 2	28.750 1
3	No Limits Gymnastics	X	114.525	29.150 1	28.150 3	28.850 3	28.375 2
4	Sugar Land	X	112.525	28.725 4	27.700 5	27.850 6	28.250 4
5	TAG USA	X	112.075	28.950 3	27.500 6	27.925 5	27.700 7
6	Diamond Gym PR	X	111.300	28.325 6	27.350 7	27.600 7	28.025 6
7	Provo Gymnastics	X	110.400	28.025 8	26.900 8	27.975 4	27.500 8
8	Spartan Gymnastics	X	110.175	28.150 7	27.925 4	26.050 8	28.050 5

Presidential Classic 2026 Blue Gym





Meet Results

Women / 3 / L3 b18 g1

Session: B18

Feb 13-16, 2026





Judge's Signatures

Rank	Num	Name	Gym					AA
1	795	Hannah Groblewski	Acrosmith Gymnastics	9.550 3T	9.425 2	9.500 2	9.600 3	38.075 1
2	802	Kerrigan Caudle	Acrosmith Gymnastics	9.625 2	9.325 4	9.125 6	9.625 2	37.700 2
3	1352	Peyton Meeker	Spartan Gymnastics	9.300 8T	9.250 6T	9.650 1	9.450 4	37.650 3
4	826	Tahlia Thompson	Acrosmith Gymnastics	9.325 7	9.150 8	9.300 5	9.700 1	37.475 4
5T	335	Emery Ly	Sugar Land	9.675 1	9.350 3	9.000 8	9.225 7	37.250 5T
5T	794	Gabby Brevetta	Acrosmith Gymnastics	9.550 3T	9.250 6T	9.100 7	9.350 5	37.250 5T
7	804	Lenora Kipfer	Acrosmith Gymnastics	9.050 13	9.275 5	9.450 3	9.200 8	36.975 7
8	1743	Emersyn French	Decal Gymnastics	9.400 6	8.975 10	9.400 4	9.100 9T	36.875 8
9	2189	Susannah Cole	Acrosmith Gymnastics	9.025 14	9.450 1	8.650 11	9.325 6	36.450 9
10	2770	Taya Storer	X-treme Gymnastics	9.500 5	8.900 11	8.900 10	9.100 9T	36.400 10
11	2668	Willow Fernandez	Mid Michigan	9.150 12	9.100 9	8.950 9	8.900 11	36.100 11
12	353	Mariah Velazquez	Sugar Land	9.300 8T	8.600 13	8.400 13	8.475 12	34.775 12
13	913	Mya Vicente	Deary's Gymnastics	9.200 11	8.700 12	8.550 12	7.900 14	34.350 13
14	1746	Eowyn Bambakakis	Decal Gymnastics	8.800 15	8.400 14	8.000 14	8.050 13	33.250 14
15	903	Kylie Proppe	Deary's Gymnastics	9.225 10	8.300 15	7.775 15	7.500 15	32.800 15

Presidential Classic 2026 Blue Gym

Meet Results





Feb 13-16, 2026

Rank	Num	Name	Gym					AA
1	1311	Charley Lupardo	Spartan Gymnastics	9.525 3T	9.575 3	9.325 7	9.500 2	37.925 1
2	776	Anna Grace Wheeler	Acrosmith Gymnastics	9.300 8T	9.600 2	9.500 3	9.325 5T	37.725 2
3	333	Elizabeth Quiray	Sugar Land	9.250 13	9.625 1	9.250 8	9.375 3	37.500 3
4	3018	Mila Plunkett	TAG USA	9.300 8T	9.400 6	9.700 1	9.075 10	37.475 4
5	791	Ffiona Wallace	Acrosmith Gymnastics	9.525 3T	9.075 8T	9.525 2	9.250 7	37.375 5
6	785	Eleyna Quan	Acrosmith Gymnastics	9.750 1	8.900 10	9.025 10	9.650 1	37.325 6
7	340	Julianna Lazzari	Sugar Land	9.525 3T	9.350 7	8.800 12	9.350 4	37.025 7
8	2988	Chloe O'Neill	TAG USA	9.450 7	9.425 5	8.700 14	9.175 8	36.750 8
9T	3020	Nova Siegrids	TAG USA	9.475 6	8.725 11	9.000 11	9.325 5T	36.525 9T
9T	1303	Bria Sears	Spartan Gymnastics	9.275 12	9.075 8T	9.450 4T	8.725 12	36.525 9T
11	816	Quinn McAllister	Acrosmith Gymnastics	8.900 16	9.450 4	9.075 9	9.000 11	36.425 11
12	877	Ariyah Lavoie	Deary's Gymnastics	9.550 2	8.450 13T	9.450 4T	8.550 13	36.000 12
13	906	Lillian Spalding	Deary's Gymnastics	9.225 14	8.600 12	9.350 6	8.450 14	35.625 13
14	2671	Brynlee Shorter	Mid Michigan	9.050 15	8.450 13T	8.550 15	9.100 9	35.150 14
15	887	Ella Pepin	Deary's Gymnastics	9.300 8T	6.200 16	8.725 13	7.775 15	32.000 15
16	882	Bria Moriarty	Deary's Gymnastics	9.300 8T	6.900 15	7.125 16	7.150 16	30.475 16

Presidential Classic 2026 Blue Gym

Meet Results

Feb 13-16, 2026

Rank	Num	Name	Gym					AA
1	1309	Charlee Citera	Spartan Gymnastics	9.525 2T	9.525 1	9.350 2	9.325 4	37.725 1
2	3026	Thea Mello	TAG USA	9.450 5T	9.350 2	8.800 8	9.550 1	37.150 2
3	3015	Mia Gonzalez	TAG USA	9.450 5T	9.325 3	8.900 7	9.300 5	36.975 3
4	2973	Amelia Roura	TAG USA	9.625 1	8.500 12	9.325 3	9.425 2	36.875 4
5	1008	Evelyn LeBoeuf	Deary's Gymnastics	9.425 7	8.825 7T	9.500 1	9.050 7	36.800 5
6	104	Alexia Lau	Woodbridge Academy	9.350 9	8.925 5	9.025 4T	9.375 3	36.675 6
7	1744	Emery Shane	Decal Gymnastics	9.175 10	8.900 6	9.025 4T	9.125 6	36.225 7
8	2670	Emelia Ensell	Mid Michigan	9.525 2T	9.050 4	8.950 6	8.650 9	36.175 8
9	2979	Aoife Young	TAG USA	9.500 4	8.825 7T	8.675 10	9.000 8	36.000 9
10	2664	Adrienne Novak	Mid Michigan	9.400 8	8.625 10	8.375 13	8.400 11	34.800 10
11	3377	Adalynn Reece	Flip Gym Barbados	8.700 14	8.525 11	8.700 9	8.450 10	34.375 11
12	1742	Elinor Bambakakis	Decal Gymnastics	9.050 11	8.050 13	8.550 11	8.350 12	34.000 12
13	3378	Tiana Thompson	Flip Gym Barbados	9.000 12	8.750 9	8.275 14	7.550 14	33.575 13
14	3376	Zaila Alleyne	Flip Gym Barbados	8.800 13	7.625 14	7.750 15	8.225 13	32.400 14
15	2673	Allie Fox	Mid Michigan	8.350 15	7.100 15	8.425 12	6.900 15	30.775 15

Presidential Classic 2026 Blue Gym





Meet Results

Women / 3 / L3 b18 g4

Session: B18

Feb 13-16, 2026





Judge's Signatures

Rank	Num	Name	Gym					AA
1	2666	Olivia Finnerty	Mid Michigan	9.600 2	9.350 4	9.100 2T	9.500 1	37.550 1
2	2665	Sophia Fetterman	Mid Michigan	9.450 5	9.450 2	8.950 7	9.225 3T	37.075 2
3	114	Kinlee DiPede	Woodbridge Academy	9.550 3	9.275 5	8.800 10	9.350 2	36.975 3
4	116	Mersana Makhsholtan	Woodbridge Academy	9.250 12	9.400 3	9.000 6	9.225 3T	36.875 4
5	105	Anna Giallonardo	Woodbridge Academy	9.475 4	9.125 6	9.100 2T	9.150 5	36.850 5
6	2667	Natalie Van Loo	Mid Michigan	9.425 6	9.500 1	8.850 8	8.350 11	36.125 6
7	2669	Kennedy Cavendish	Mid Michigan	9.275 10T	8.375 11	9.025 5	8.750 7	35.425 7
8	1765	Ryleigh Chenevert	Decal Gymnastics	9.275 10T	8.550 10	9.050 4	8.475 10	35.350 8
9	119	Olivia Evangelisti	Woodbridge Academy	9.400 7T	8.825 7	8.125 13	8.925 6	35.275 9
10	1752	Laila Laflin	Decal Gymnastics	9.025 14	8.675 8	8.825 9	8.650 8	35.175 10
11	1762	Olivia Wolfington	Decal Gymnastics	9.400 7T	8.000 13	9.300 1	8.250 12	34.950 11
12	3379	Kira Virrasammy	Flip Gym Barbados	9.700 1	7.700 14	8.725 11	8.525 9	34.650 12
13	2672	Annabel Kuhn	Mid Michigan	9.300 9	8.600 9	8.050 14	8.125 13T	34.075 13
14	2662	Addison Ensell	Mid Michigan	8.900 15	8.150 12	8.700 12	8.125 13T	33.875 14
15	2663	Kiwi Phaner	Mid Michigan	9.150 13	7.300 15	7.975 15	6.850 15	31.275 15

Presidential Classic 2026 Blue Gym

Team Results





Feb 13-16, 2026

Rank	Gym	Team	Score				
1	Acrosmith Gymnastics	X	114.925	28.925 1	28.500 1	28.525 1	28.975 1
2	Spartan Gymnastics	X	113.425	28.350 5	28.350 2	28.450 2	28.275 3
3	TAG USA	X	113.100	28.600 2	28.175 5	28.025 4	28.300 2
4	Sugar Land	X	111.825	28.500 4	28.325 3	27.050 7	27.950 4
5	Mid Michigan	X	111.775	28.575 3	28.300 4	27.075 6	27.825 5
6	Decal Gymnastics	X	109.250	28.075 7	26.550 6	27.750 5	26.875 6
7	Deary's Gymnastics	X	108.750	28.275 6	26.125 7	28.300 3	26.050 7

Presidential Classic 2026 Blue Gym

Meet Results





Feb 13-16, 2026

Rank	Num	Name	Gym					AA
1	3237	Christi Green	Gyminators	9.475 1	9.300 3	9.275 4	9.300 5T	37.350 1
2	3251	Raegan Glover	Gyminators	9.200 3	9.275 4	9.300 2T	9.425 2T	37.200 2
3	3241	Jenne Cheeseborough	Gyminators	9.300 2	9.250 5	9.000 7	9.500 1	37.050 3
4	3157	Mireya Madden	Gymsport Gems	8.850 6	9.625 1	8.925 8	9.175 7	36.575 4
5	3246	Kylee Kuebler	Gyminators	9.025 4	9.100 7	8.850 9T	9.100 8	36.075 5
6	1159	Porter Graber	Suncoast Gymnastics	9.000 5	9.375 2	8.625 12	9.000 9	36.000 6
7	3298	Emma Gonzalez	NTS Gymnastics	8.500 12	9.000 10	9.100 6	9.325 4	35.925 7
8	3117	Braelynn Staab	Gymsport Gems	8.700 7T	8.925 11	8.850 9T	9.425 2T	35.900 8
9	3156	Millie Wolstoncroft	Gymsport Gems	8.700 7T	8.700 12	9.425 1	8.900 10T	35.725 9
10	3129	Ellie Sisko	Gymsport Gems	8.400 13	9.025 9	8.800 11	9.300 5T	35.525 10
11	3171	Sabrina Bertola	Gymsport Gems	8.550 11	9.050 8	9.300 2T	8.550 12	35.450 11
12	3165	Raea Gilbert	Gymsport Gems	8.675 9	9.150 6	8.200 13	8.900 10T	34.925 12
13	3142	Kinley Geiger	Gymsport Gems	8.650 10	8.600 13	9.200 5	8.400 13	34.850 13

Presidential Classic 2026 Blue Gym

Meet Results





Feb 13-16, 2026

Rank	Num	Name	Gym					AA
1	2335	Amoura Irvin	North Port Gym	9.075 4	9.650 1	9.150 9	9.550 1	37.425 1
2	1129	Hannah Gramelspacher	Suncoast Gymnastics	9.150 2T	9.150 3	9.225 7	9.400 4	36.925 2
3T	3121	Carsyn Tichenor	Gymsport Gems	9.000 7	9.075 4	9.525 1	9.175 9	36.775 3T
3T	1153	Mila Kunke	Suncoast Gymnastics	9.200 1	8.675 9	9.400 4	9.500 3	36.775 3T
5	1136	Jewel Abene	Suncoast Gymnastics	9.150 2T	9.050 5	9.325 5	9.050 11	36.575 5
6	2083	Braelyn Baker	NTS Gymnastics	9.050 5	9.200 2	8.650 12	9.525 2	36.425 6
7	3146	Lily Morrison	Gymsport Gems	9.025 6	8.900 7	9.250 6	9.150 10	36.325 7
8	2091	Isabella Rangel	NTS Gymnastics	8.975 8	8.800 8	9.125 10	9.300 6T	36.200 8
9	3164	Piper Provil	Gymsport Gems	8.850 9T	8.450 11	9.475 2	9.325 5	36.100 9
10	3151	McKenna Bell	Gymsport Gems	8.800 11	8.600 10	9.200 8	8.900 13	35.500 10
11	1114	Chloe Oltchick	Suncoast Gymnastics	8.850 9T	8.950 6	8.725 11	8.925 12	35.450 11
12	2357	Sabrina Blandin	North Port Gym	8.500 12	8.150 12	9.450 3	9.300 6T	35.400 12
13	1143	Kinsley Mitchell	Suncoast Gymnastics	8.400 13	7.825 13	8.500 13	9.225 8	33.950 13

Presidential Classic 2026 Blue Gym

Meet Results





Feb 13-16, 2026

Rank	Num	Name	Gym					AA
1	2355	Olivia Wilmer	North Port Gym	9.025 4	9.700 1T	9.575 1	9.525 3	37.825 1
2	1250	Aria Parkhurst	Blaze Gymnastics	9.075 2	9.200 5	9.500 2	9.500 4	37.275 2
3T	2356	Ripley Sadonis	North Port Gym	8.975 7T	9.700 1T	8.900 9	9.675 1	37.250 3T
3T	2593	Nicole Araujo	Orlando Gymnastics	9.000 5T	9.650 3	9.200 7	9.400 5	37.250 3T
5T	2079	Ali Bromberg	NTS Gymnastics	9.000 5T	9.000 7	9.225 6	9.550 2	36.775 5T
5T	1252	Audrey Chauvaux	Blaze Gymnastics	9.150 1	8.950 8	9.375 4	9.300 6T	36.775 5T
7	1167	Sophia Rodriguez	Suncoast Gymnastics	8.925 9	9.550 4	8.850 10	9.250 8	36.575 7
8	2090	Alexa Reinardy	NTS Gymnastics	9.050 3	9.125 6	9.050 8	9.300 6T	36.525 8
9	3149	Makenzie McNatt	Gymsport Gems	8.975 7T	8.700 10	9.400 3	9.125 9T	36.200 9
10	3168	Riley Lang	Gymsport Gems	8.725 11	8.925 9	9.325 5	8.050 13	35.025 10
11	3122	Charlie Hileman	Gymsport Gems	8.850 10	8.325 11	8.775 11	9.000 11	34.950 11
12	3301	Lola Larkin	NTS Gymnastics	8.250 12	7.300 13	8.425 12	9.125 9T	33.100 12
13	3302	Lucy Larkin	NTS Gymnastics	7.950 13	7.700 12	7.800 13	8.800 12	32.250 13

Presidential Classic 2026 Blue Gym

Meet Results





Feb 13-16, 2026

Rank	Num	Name	Gym					AA
1	2332	Alinah Tuzicka	North Port Gym	9.275 5	9.325 4	9.750 1	9.675 1	38.025 1
2	2351	Lauren Eilerman	North Port Gym	9.125 6	9.550 2T	9.400 2	9.650 2	37.725 2
3	2570	Ambar Velandia	Orlando Gymnastics	9.500 1	9.250 5T	9.175 3	9.575 3	37.500 3
4	1161	Quinn Malasky	Suncoast Gymnastics	9.400 3	9.550 2T	8.900 4	9.450 4T	37.300 4
5	1287	Skye Cofrancesco	Blaze Gymnastics	9.300 4	9.250 5T	8.850 5	9.400 6	36.800 5
6	2598	Valeria Uzcanga	Orlando Gymnastics	9.475 2	9.025 8	8.725 8	9.350 7T	36.575 6
7	1140	Katharina Gabrielides	Suncoast Gymnastics	8.900 9	9.600 1	8.800 7	8.625 11	35.925 7
8	2571	Anabel Diaz	Orlando Gymnastics	8.600 10	9.125 7	8.825 6	9.350 7T	35.900 8
9	1113	Avrielle Saylor	Suncoast Gymnastics	9.000 8	9.000 9	8.125 11	9.275 9	35.400 9
10	1108	Ariana Kelly	Suncoast Gymnastics	9.075 7	8.400 10	7.850 12	9.450 4T	34.775 10
11	2082	Bella Bustamante	NTS Gymnastics	8.350 11	8.300 11	8.225 10	8.950 10	33.825 11
12	2105	Skyla Needel	NTS Gymnastics	0.000 12	0.000 12	8.250 9	0.000 12	8.250 12

Presidential Classic 2026 Blue Gym

Meet Results

Feb 13-16, 2026

Rank	Num	Name	Gym					AA
1	2583	Izzy Cureton	Orlando Gymnastics	9.550 2	9.675 3	9.175 5T	9.575 2T	37.975 1
2	2600	Victoria Salas	Orlando Gymnastics	9.250 4	9.750 1	9.250 4	9.425 4	37.675 2
3	2107	Yuliana Brador	NTS Gymnastics	9.650 1	9.350 6	8.700 9	9.750 1	37.450 3
4	2353	Linleigh Lempenau	North Port Gym	9.075 8	9.375 5	9.650 1	9.325 6T	37.425 4
5	1146	Lannah Kessler	Suncoast Gymnastics	9.200 5	9.450 4	9.350 3	9.325 6T	37.325 5
6	1104	Alina Middleton	Suncoast Gymnastics	8.900 11	9.700 2	9.175 5T	9.125 9	36.900 6
7	2597	Suraya Nickell	Orlando Gymnastics	9.450 3	9.225 7	8.325 11	9.350 5	36.350 7
8	3170	Sabrina Carretta	Gymsport Gems	9.175 6T	8.400 12	9.150 7	9.575 2T	36.300 8
9	2576	Caroline Lima	Orlando Gymnastics	9.175 6T	9.025 9	8.600 10	9.275 8	36.075 9
10	2579	Giselle Galvan	Orlando Gymnastics	8.650 13	9.200 8	9.550 2	8.500 11T	35.900 10
11	3147	Lucia Maras	Gymsport Gems	8.800 12	8.675 11	9.025 8	8.500 11T	35.000 11
12	1135	Jessica Appleyard	Suncoast Gymnastics	9.050 9	8.700 10	7.825 13	9.025 10	34.600 12
13	1170	Zoe Zitka	Suncoast Gymnastics	8.950 10	8.000 13	8.025 12	8.450 13	33.425 13





Presidential Classic 2026 Blue Gym

Team Results

Women / XG / All Ages

Session: B19

Feb 13-16, 2026

Rank	Gym	Team	Score				
1	North Port Gym	X	114.500	27.475 6	29.050 2	28.975 1	29.000 1
2	Orlando Gymnastics	X	114.175	28.525 1	29.075 1	28.000 4	28.575 3
3	Suncoast Gymnastics	X	113.125	27.800 3	28.850 3	28.075 3	28.400 4
4	Gymsport Gems	X	111.800	27.200 7	27.850 4	28.425 2	28.325 5
5	NTS Gymnastics	X	111.700	27.750 4	27.675 6	27.450 7	28.825 2
6	Gyminators	X	111.600	27.975 2	27.825 5	27.575 6	28.225 6
7	Blaze Gymnastics	X	110.850	27.525 5	27.400 7	27.725 5	28.200 7