

# Presidential Classic Men 2025







## Meet Results

Men / 3D1 / B1\_3D1\_g1

Session: B01

Feb 14-17, 2025

Judge's Signatures

Rank	Num	Name	Gym							AA
1	142	Artur Yaman	Gymnastics USA	9.300 3	9.300 1	9.600 3	9.400 4T	9.700 1T	8.900 1	56.200 1
2	144	Cade Walker	Gymnastics USA	9.400 2	8.300 3	9.700 1T	9.700 1T	9.200 5T	8.800 2T	55.100 2
3	148	Daniel Lytvshchenko	Gymnastics USA	9.000 6	8.400 2	9.400 4	9.400 4T	9.300 4	8.800 2T	54.300 3
4	145	Caleb Garcia	Gymnastics USA	8.700 7	7.900 7	9.700 1T	9.200 8T	9.700 1T	8.100 4	53.300 4
5	162	Micah Edmeade	Gymnastics USA	9.200 4	8.100 6	9.000 5	9.200 8T	9.200 5T	7.700 9	52.400 5
6	245	Gregory Kolosovskiy	EVO Gymnastics	9.100 5	8.200 4T	8.400 8T	9.500 3	9.100 7	8.000 5T	52.300 6
7	242	Elijah Saenz	EVO Gymnastics	8.600 8	8.200 4T	8.900 6	9.000 11	9.400 3	8.000 5T	52.100 7
8	263	Teddy Watts	EVO Gymnastics	8.500 9T	7.500 8	8.400 8T	9.200 8T	8.900 8	7.900 8	50.400 8
9	259	Matthew Less	EVO Gymnastics	9.600 1	6.700 11	7.600 11	9.300 7	8.400 9	8.000 5T	49.600 9
10	204	Dylan St. Helen	Jump'In Gymnastics	8.500 9T	7.400 9T	8.600 7	9.700 1T	7.600 11	7.400 11	49.200 10
11	208	Shaw Theus	Jump'In Gymnastics	7.900 11	7.400 9T	8.300 10	9.400 4T	8.000 10	7.500 10	48.500 11

# Presidential Classic Men 2025







## Meet Results

Men / 3D1 / B1\_3D1\_g2

Session: B01

Feb 14-17, 2025

Judge's Signatures







Rank	Num	Name	Gym							AA
1	188	Kai Gannon	ACE Gymnastics FL	8.900	9.300	9.400	9.700	9.100	9.200	55.600
				8	2	3T	3T	5T	1	1
2T	243	Evan Gimenez	EVO Gymnastics	9.400	8.600	9.800	9.200	9.500	9.000	55.500
				3*	6T	1	10	1T	3T	2T
2T	191	Keaton McPhee	ACE Gymnastics FL	9.400	9.400	8.800	9.800	9.200	8.900	55.500
				3*	1	7T	1T	4	5	2T
4	253	Josiah Jackman	EVO Gymnastics	9.200	9.200	9.300	9.100	9.400	9.000	55.200
				6T	3T	5	11	3	3T	4
5	149	Eli Gedeon	Gymnastics USA	9.500	8.500	9.400	9.300	9.500	8.700	54.900
				2	8	3T	9	1T	7	5
6	280	Lucano Canelon Raffensper	Club Carbonell	9.600	9.200	9.500	9.600	8.200	8.400	54.500
				1	3T	2	5T	10	9	6
7	281	Felipe Carvajal Jaikel	Club Carbonell	9.200	9.100	9.000	9.800	7.900	9.100	54.100
				6T	5	6	1T	11	2	7
8	129	Jake Corbett	Park Avenue	9.300	8.400	8.500	9.500	9.100	8.500	53.300
				5	9	9T	8	5T	8	8
9	207	Harrison Roy	Jump'In Gymnastics	8.600	8.600	8.800	9.600	8.400	8.800	52.800
				9	6T	7T	5T	9	6	9
10	102	Barrett Nelson	Ace All Stars	8.200	7.800	8.500	9.700	9.100	7.800	51.100
				11	11	9T	3T	5T	10	10
11	241	Ej Borg	EVO Gymnastics	8.300	8.000	8.300	9.600	8.600	7.600	50.400
				10	10	11	5T	8	11	11

# Presidential Classic Men 2025

## Meet Results

Feb 14-17, 2025







Judge's Signatures

Rank	Num	Name	Gym							AA
1	150	Emmett Ross	Gymnastics USA	9.700 1	8.800 3T	9.800 1	9.600 3T	9.700 1	9.300 1	56.900 1
2	304	Jeronimo Angel Palacio	Club Carbonell	9.600 2	9.300 1T	9.500 2T	9.700 1T	8.300 9T	9.000 2	55.400 2
3	235	Adam Ulrich	EVO Gymnastics	9.000 4T	8.300 7T	9.400 4	9.700 1T	8.700 5T	8.600 5	53.700 3
4	273	Luke Sailors	Apollo FL	8.400 11	8.400 6	9.100 5	9.200 11	9.300 2	8.800 3T	53.200 4
5	272	Kian Sugihara	Apollo FL	9.000 4T	9.300 1T	8.100 10	9.300 9T	8.900 3	8.400 6T	53.000 5
6	255	Lj Morrison	EVO Gymnastics	8.700 9	8.300 7T	9.500 2T	9.100 12	8.700 5T	8.300 8	52.600 6
7	107	Haniel Ariel Vicente Escobe	Quetzaltenango	9.200 3	8.800 3T	8.300 8T	9.400 8	7.800 11	8.800 3T	52.300 7
8	249	Jaceon Hird	EVO Gymnastics	9.000 4T	8.600 5	8.300 8T	9.600 3T	8.300 9T	8.200 9	52.000 8
9	240	Edmund Sanchez	EVO Gymnastics	8.900 7	8.100 9	8.700 6	9.300 9T	8.500 8	7.800 12	51.300 9
10	250	Jacob Seelye	EVO Gymnastics	8.800 8	7.000 11	7.900 11	9.500 5T	8.800 4	8.400 6T	50.400 10
11	246	Hank Hynds	EVO Gymnastics	8.600 10	6.800 12	8.600 7	9.500 5T	8.600 7	8.100 10T	50.200 11
12	168	Duncan MacDonald	World Class Miami	8.300 12	7.200 10	7.200 12	9.500 5T	6.600 12	8.100 10T	46.900 12

# Presidential Classic Men 2025

## Team Results

Feb 14-17, 2025

Rank	Gym	Team	Score						
1	Gymnastics USA	X	169.200	28.600 1	26.600 1	29.200 1	28.700 2T	29.100 1	27.000 1
2	EVO Gymnastics	X	167.100	28.200 2	26.400 2	28.700 2	28.900 1	28.300 2	26.600 2
3	Jump'In Gymnastics	X	150.500	25.000 3	23.400 3	25.700 3	28.700 2T	24.000 3	23.700 3

# Presidential Classic Men 2025







## Meet Results

Men / 3D2 / B1\_3D2\_g1

Session: B01

Feb 14-17, 2025

Judge's Signatures

Rank	Num	Name	Gym							AA
1	192	Levi Polk	ACE Gymnastics FL	8.100	7.900	8.300	8.800	8.800	8.000	49.900
			ACE Gymnastics FL	3	1	1	1	1	1	1
2	274	Matthew Lykov	Apollo FL	8.300	7.400	7.600	8.300	8.100	7.900	47.600
			Apollo FL	1	5T	4	3T	3	2	2
3	200	William Parker	ACE Gymnastics FL	7.500	7.300	7.800	8.300	8.300	7.200	46.400
			ACE Gymnastics FL	7	7	3	3T	2	3	3
4	112	Adrián Febus Rivera	Gym For All, PR	8.000	7.400	8.200	8.300	7.800	6.100	45.800
			Gym For All, PR	4	5T	2	3T	4T	7	4
5	282	Lucas Morales Ulate	Club Carbonell	8.200	7.500	7.200	8.600	6.700	6.600	44.800
			Club Carbonell	2	2T	6	2	7	4	5
6T	111	Santiago Nicolás Mejía Rey	Quetzaltenango	7.900	7.000	6.800	8.300	7.800	6.500	44.300
			Quetzaltenango	5*	8	7	3T	4T	5*	6T
6T	284	Davian Medina	Gym For All, PR	7.900	7.500	7.300	7.900	7.200	6.500	44.300
			Gym For All, PR	5*	2T	5	8	6	5*	6T
8	116	Mikhael Rios Colón	Gym For All, PR	7.100	7.500	6.400	8.000	6.600	5.900	41.500
			Gym For All, PR	8	2T	8	7	8	8	8

# Presidential Classic Men 2025







## Meet Results

Men / 3D2 / B1\_3D2\_g2

Session: B01

Feb 14-17, 2025







Judge's Signatures

Rank	Num	Name	Gym							AA
1	230	Zayn Browne	Golden City	8.500	8.300	8.000	8.700	8.300	8.600	50.400
				1	1T	4	1	4	1	1
2T	169	A J DeMarco	ACE Gymnastics FL	8.100	7.800	8.400	8.600	8.400	7.900	49.200
				4	5	1	2T	3	2	2T
2T	217	Preston Powe	Charleston Twisters	8.400	7.900	8.100	8.500	8.500	7.800	49.200
				2	4	3	4T	2	3	2T
4	187	Kai Scheuring	ACE Gymnastics FL	8.200	8.000	6.900	8.500	8.600	7.700	47.900
				3	3	8	4T	1	4T	4
5	117	Thiago Roesselein Rivera	Gym For All, PR	7.700	7.700	8.300	8.100	8.200	7.700	47.700
				7	6	2	8	5	4T	5
6	270	Cato Jernigan	Apollo FL	7.800	8.300	7.100	8.200	6.900	7.200	45.500
				6	1T	6T	7	8	6	6
7	271	Jordan Holmes	Apollo FL	7.900	6.900	7.800	8.600	7.000	7.100	45.300
				5	8	5	2T	7	7	7
8	110	Joaquín Gutierrez Solé	Quetzaltenango	7.600	7.100	7.100	8.400	7.200	6.900	44.300
				8	7	6T	6	6	8	8

# Presidential Classic Men 2025

## Team Results

Feb 14-17, 2025







Rank	Gym	Team	Score						
1	Apollo FL	X	138.400	24.000 1	22.600 2	22.500 2	25.100 1	22.000 2	22.200 1
2	Gym For All, PR	X	138.000	23.600 2	22.700 1	23.800 1	24.400 2	23.200 1	20.300 2

# Presidential Classic Men 2025

## Meet Results

Feb 14-17, 2025

Page: 1  
 Printed: 2/14/2025 10:41:46 AM  
 Men / XS / B1\_XS\_ALL  
 Session: B01  
 Judge's Signatures

Rank	Num	Name	Gym							AA
1	184	Jonathan Davis	ACE Gymnastics FL	8.900 1	7.000 1	9.400 1	8.700 3	9.400 1	9.000 1	52.400 1
2	174	Ethan LaRoque	ACE Gymnastics FL	8.300 2	6.600 2T	8.800 2	8.900 2	8.900 2	8.100 3	49.600 2
3	193	Oliver Pittman	ACE Gymnastics FL	8.000 3	6.600 2T	7.500 3	9.000 1	8.700 3	8.600 2	48.400 3



# Presidential Classic Men 2025







## Meet Results

Men / 4D1 / B2\_4D1\_g1

Session: B02

Feb 14-17, 2025

Judge's Signatures

Rank	Num	Name	Gym							AA
1	151	Gianluca Distefano	Gymnastics USA	9.200 6T	9.400 3	9.700 1	8.700 11	10.000 1	9.300 1	56.300 1
2	161	Matthew Matut	Gymnastics USA	9.600 1	9.600 1	8.900 3T	9.100 8T	9.100 3	8.700 4	55.000 2
3	175	Everett Boeth	ACE Gymnastics FL	9.500 2T	9.000 5	8.900 3T	9.400 2T	9.500 2	8.200 7	54.500 3
4	258	Mason Foscolos	EVO Gymnastics	9.500 2T	9.500 2	9.000 2	9.200 5T	9.000 4T	8.100 8T	54.300 4
5	239	Derek Remelski	EVO Gymnastics	9.200 6T	9.200 4	8.700 6T	9.100 8T	9.000 4T	8.900 2T	54.100 5
6	155	Joseph Dodaro	Gymnastics USA	9.500 2T	8.400 8	8.500 9	9.400 2T	8.400 7T	8.900 2T	53.100 6
7	139	Alexander Arthur	Gymnastics USA	9.100 9	8.700 6	8.900 3T	8.900 10	9.000 4T	8.300 5T	52.900 7
8	199	Tyson Williams	ACE Gymnastics FL	9.200 6T	8.600 7	8.600 8	9.200 5T	8.400 7T	8.300 5T	52.300 8
9	201	Amir Demby	Jump'In Gymnastics	9.300 5	8.300 9	8.700 6T	9.300 4	7.700 10	8.100 8T	51.400 9
10	214	Gavin Jacobs	Charleston Twisters	8.600 10	8.100 10	8.000 10	9.200 5T	8.300 9	7.800 10	50.000 10
11	167	Caiden Bridges	Rise Gymnastics	8.500 11	6.500 11	7.200 11	9.500 1	6.300 11	7.000 11	45.000 11

# Presidential Classic Men 2025







## Meet Results

Men / 4D1 / B2\_4D1\_g2

Session: B02

Feb 14-17, 2025

Judge's Signatures







Rank	Num	Name	Gym							AA
1	176	Francisco Melendez	ACE Gymnastics FL	9.000 6	9.300 2T	9.200 3	9.300 9	9.500 2	9.200 1T	55.500 1
2	157	Landon Reimesch	Gymnastics USA	9.600 1	9.300 2T	8.900 4	9.400 5T	9.600 1	8.600 5T	55.400 2
3	180	Gustavo Sánchez	ACE Gymnastics FL	9.100 5	9.000 4	9.300 2	9.100 11	9.000 3	9.200 1T	54.700 3
4	186	Joshua Paone	ACE Gymnastics FL	9.200 4	9.500 1	9.600 1	9.700 2	7.000 11	8.600 5T	53.600 4
5T	104	Joe Miller	Ace All Stars	8.400 8	8.500 7T	8.700 5	9.800 1	8.400 7	8.700 4	52.500 5T
5T	190	Kayden Peters	ACE Gymnastics FL	8.300 9	8.700 5T	8.600 6T	9.200 10	8.800 5	8.900 3	52.500 5T
7	262	Ryland Rogers	EVO Gymnastics	9.300 2T	8.700 5T	8.300 9	9.400 5T	8.600 6	8.100 8	52.400 7
8	202	Avery King	Jump'In Gymnastics	8.700 7	8.400 9	8.500 8	9.500 4	8.900 4	7.600 11	51.600 8
9	260	Michael Evans	EVO Gymnastics	9.300 2T	8.200 10	7.800 11	9.600 3	8.100 9	7.700 10	50.700 9
10	197	Trip Roman	ACE Gymnastics FL	7.800 10T	7.900 11	8.600 6T	9.400 5T	8.300 8	8.400 7	50.400 10
11	222	Finley Buck	Red River Valley	7.800 10T	8.500 7T	8.200 10	9.400 5T	7.500 10	7.900 9	49.300 11

# Presidential Classic Men 2025

## Meet Results

Feb 14-17, 2025







Judge's Signatures

Rank	Num	Name	Gym							AA
1	303	Fernando Diaz Mendoza	Club Carbonell	9.000 2	8.900 1T	9.200 1	9.600 3	9.300 1	9.100 1	55.100 1
2	108	Héctor Alejandro Larios Ma	Quetzaltenango	8.600 3	8.900 1T	8.800 3	9.700 1T	8.700 2	8.800 2	53.500 2
3	106	Efrain Alejandro Ramos Ro	Quetzaltenango	8.400 5T	8.800 3	8.700 4	9.300 7T	8.600 3	8.700 3T	52.500 3
4	305	Ryker Kirkendall	EVO Gymnastics	9.100 1	7.900 8	8.900 2	9.300 7T	8.400 4	8.000 9	51.600 4
5	215	Gavin Root	Charleston Twisters	8.500 4	8.600 4T	7.900 9	9.300 7T	8.300 5T	8.400 6	51.000 5
6	178	George Williams	ACE Gymnastics FL	7.600 11T	8.600 4T	8.600 5	9.200 10T	8.300 5T	8.200 7T	50.500 6
7	290	Daniel Yousif	Metro South	8.200 7T	7.800 9	8.400 7	9.400 4T	8.000 7	8.600 5	50.400 7
8	288	Martin James	Metro South	8.400 5T	7.200 11	8.200 8	9.400 4T	7.400 8T	8.700 3T	49.300 8
9	226	Macavius Murphy	Red River Valley	8.100 10	8.100 7	7.800 10	9.700 1T	7.300 10	8.200 7T	49.200 9
10	254	Leon Petey	EVO Gymnastics	8.200 7T	7.300 10	8.500 6	9.200 10T	7.400 8T	7.900 10	48.500 10
11	203	Colton Anderson	Jump'In Gymnastics	8.200 7T	8.300 6	7.000 11	9.400 4T	7.200 11	7.100 12	47.200 11
12	289	Will Stambaugh	Metro South	7.600 11T	6.300 12	6.200 12	9.200 10T	6.100 12	7.600 11	43.000 12

# Presidential Classic Men 2025

## Team Results

Feb 14-17, 2025

Rank	Gym	Team	Score						
1	Gymnastics USA	X	168.000	28.700 1	28.300 1	27.500 2	27.900 5	28.700 1	26.900 2
2	ACE Gymnastics FL	X	167.600	27.900 3	27.800 2	28.100 1	28.500 1	28.000 2	27.300 1
3	EVO Gymnastics	X	162.100	28.100 2	27.400 3	26.600 3	28.300 2	26.600 3	25.100 3
4	Jump'In Gymnastics	X	150.200	26.200 4	25.000 4	24.200 4	28.200 3	23.800 4	22.800 5
5	Metro South	X	142.700	24.200 5	21.300 5	22.800 5	28.000 4	21.500 5	24.900 4

# Presidential Classic Men 2025







## Meet Results

Men / 4D2 / B2\_4D2\_ALL

Session: B02

Feb 14-17, 2025







Judge's Signatures

Rank	Num	Name	Gym							AA
1	115	Nicholas Aponte Gómez	Gym For All, PR	9.100 1	8.400 2T	8.000 1	7.900 6	8.000 2	7.800 3	49.200 1
2T	198	Chance Derbish	ACE Gymnastics FL	7.800 4	8.700 1	7.500 3T	8.300 3	8.100 1	8.100 1	48.500 2T
2T	306	Saul Rodriguez-Paez	Gimnastico Acrogym	8.000 2T	8.400 2T	7.900 2	8.500 1	7.700 3	8.000 2	48.500 2T
4	113	Alvaro Achang	Gym For All, PR	6.800 7	7.200 7	7.500 3T	8.200 4T	7.300 4	7.700 4	44.700 4
5	227	Coben Benns	Golden City	8.000 2T	7.300 6	6.600 7	8.200 4T	6.700 7	7.600 5	44.400 5
6	213	Garrett Tie	Charleston Twisters	7.700 5	8.100 4	6.800 6	7.300 7	7.200 5	7.100 6	44.200 6
7	114	Carlos Del Valle Maldonado	Gym For All, PR	7.300 6	7.400 5	7.500 3T	8.400 2	6.900 6	6.200 7	43.700 7

# Presidential Classic Men 2025

## Team Results

Feb 14-17, 2025

Rank	Gym	Team	Score						
1	Gym For All, PR	X	137.600	23.200	23.000	23.000	24.500	22.200	21.700
				1	1	1	1	1	1

# Presidential Classic Men 2025







## Meet Results

Men / 5D1 / B3\_5D1\_g1

Session: B03

Feb 14-17, 2025

Judge's Signatures







Rank	Num	Name	Gym							AA
1	158	Lincoln Boschetti	Gymnastics USA	9.300 2	9.300 2	9.400 1	9.200 9T	9.600 1	9.600 1	56.400 1
2	153	Jeremiah Turnbull	Gymnastics USA	9.400 1	9.100 5	9.200 2	9.400 4T	9.000 4T	8.400 4T	54.500 2
3T	265	Tyler Pursley	EVO Gymnastics	9.100 4	9.200 3*	8.800 6T	9.400 4*	9.300 2	8.200 7T	54.000 3T
3T	156	Kurtis Bateman	Gymnastics USA	8.800 6	9.200 3*	9.000 5	9.400 4*	9.000 4T	8.600 3	54.000 3T
5	147	Colt Walker	Gymnastics USA	8.700 7	9.000 6	9.100 3T	9.500 2T	8.800 7	8.400 4T	53.500 5
6	165	Urijah Pagan	Gymnastics USA	9.200 3	9.400 1	8.600 8	9.400 4T	8.900 6	7.600 10T	53.100 6
7	152	Hayden Salhab	Gymnastics USA	7.900 9	8.700 9	9.100 3T	9.600 1	8.700 8	8.900 2	52.900 7
8	236	Caleb Clark	EVO Gymnastics	9.000 5	8.200 11	8.800 6T	9.500 2T	8.500 9	8.200 7T	52.200 8
9	163	Nathan Oquendo	Gymnastics USA	7.800 10	8.900 7	7.800 11	9.300 8	9.100 3	8.400 4T	51.300 9
10T	164	Oliver Carnelos Palacios	Gymnastics USA	7.500 11	8.800 8	8.200 10	9.200 9*	8.400 10	7.600 10T	49.700 10T
10T	223	Jaeger Danel	Red River Valley	8.100 8	8.600 10	8.300 9	9.200 9*	7.800 11	7.700 9	49.700 10T

# Presidential Classic Men 2025

## Meet Results

Feb 14-17, 2025

Judge's Signatures







Rank	Num	Name	Gym							AA
1	141	Andrew Ogata	Gymnastics USA	9.300	8.800	9.500	9.300	9.800	9.200	55.900
				2	4	1	5T	1	1	1
2	128	Jaiden Kelly	Park Avenue	9.400	9.000	9.400	9.800	9.200	8.300	55.100
				1	2	2	1	2T	7	2
3	256	Luka Ricke	EVO Gymnastics	8.900	8.400	8.800	9.200	9.200	8.600	53.100
				4	8T	4	8	2T	3	3
4	248	Houston Tariche	EVO Gymnastics	9.000	8.500	8.000	9.300	9.100	8.800	52.700
				3	5T	8	5T	4	2	4
5T	212	Elijah Blair	Charleston Twisters	8.200	8.400	8.900	9.300	8.800	8.400	52.000
				8T	8T	3	5T	6	5T	5T
5T	159	Logan Kirk	Gymnastics USA	8.700	8.100	8.700	9.000	9.000	8.500	52.000
				5	10	5	9T	5	4	5T
7	244	Gracen Konopka	EVO Gymnastics	8.300	8.900	7.300	9.600	8.500	8.400	51.000
				7	3	11	2	7	5T	7
8	143	Brandon Gonzalez Kozulin	Gymnastics USA	8.200	9.200	8.100	9.000	8.100	7.800	50.400
				8T	1	7	9T	8	10	8
9	231	Joey Sarnovsky	Golden City	8.400	8.500	7.800	9.400	7.900	8.100	50.100
				6	5T	9	3T	9	9	9
10T	126	Ivan Susenkov	Park Avenue	8.000	7.000	7.600	9.400	7.800	8.200	48.000
				10	11	10	3T	10*	8	10T
10T	160	Maddox Pine	Gymnastics USA	7.000	8.500	8.400	8.800	7.800	7.500	48.000
				12	5T	6	12	10*	12	10T
12	205	Eli Futral	Jump'In Gymnastics	7.800	6.900	7.200	9.000	7.700	7.600	46.200
				11	12	12	9T	12	11	12



# Presidential Classic Men 2025

## Team Results

Feb 14-17, 2025







Rank	Gym	Team	Score						
1	Gymnastics USA	X	168.700	28.000 1	27.900 1	28.100 1	28.500 1T	28.500 1	27.700 1
2	EVO Gymnastics	X	162.000	27.100 2	26.600 2	26.400 2	28.500 1T	27.600 2	25.800 2

# Presidential Classic Men 2025

## Meet Results

Feb 14-17, 2025







Judge's Signatures

Rank	Num	Name	Gym							AA
1	283	Felipe Gil Campos	Club Carbonell	8.700 1	8.400 2T	7.900 5T	8.000 11T	8.300 2	8.000 3T	49.300 1
2	277	Kilian McGee	ACE Gymnastics FL	7.100 8	8.300 4	8.200 3T	8.500 4T	8.600 1	8.000 3T	48.700 2
3	124	Federico Valencia	Park Avenue	7.400 4T	8.500 1	8.300 2	8.600 2T	7.600 7	7.900 5	48.300 3
4	279	Lucas Lintz Salas	Club Carbonell	6.800 10	7.800 7T	8.500 1	8.500 4T	7.700 6	8.500 1	47.800 4
5	123	Darren Lai	Park Avenue	7.600 3	8.400 2T	8.200 3T	8.300 6T	8.200 3T	7.000 9T	47.700 5
6	173	Bram Salisbury	ACE Gymnastics FL	6.500 11T	8.200 5	7.700 8	8.600 2T	8.000 5	7.600 6	46.600 6
7T	132	Maximo Pinera	Park Avenue	7.700 2	8.100 6	7.100 10	8.800 1	6.900 10	7.400 7	46.000 7T
7T	247	Henry Boyd	EVO Gymnastics	7.200 6T	7.200 11	7.200 9	8.000 11T	8.200 3T	8.200 2	46.000 7T
9	293	Kareem Abousayed	Metro South	7.200 6T	7.600 9	7.900 5T	8.200 8T	7.400 8	6.700 12T	45.000 9
10	294	Landon Buczek	Metro South	6.500 11T	7.800 7T	7.800 7	8.300 6T	6.400 13	7.300 8	44.100 10
11	228	Eli Mascaro	Golden City	7.400 4T	6.600 12	7.000 11	8.100 10	6.800 11	7.000 9T	42.900 11
12	251	Jeantilien Hardesty	EVO Gymnastics	7.000 9	7.500 10	6.700 12	8.200 8T	6.500 12	6.800 11	42.700 12
13	135	Sajan Vaish	Park Avenue	6.000 13	6.300 13	6.100 13	7.800 13	7.100 9	6.700 12T	40.000 13

# Presidential Classic Men 2025

## Team Results







Feb 14-17, 2025

Rank	Gym	Team	Score						
1	Park Avenue	X	142.200	22.700	25.000	23.600	25.700	22.900	22.300
				1	1	1	1	1	1

# Presidential Classic Men 2025

## Meet Results







Feb 14-17, 2025

Rank	Num	Name	Gym							AA
1	154	Jorge Ortiz	Gymnastics USA	8.700 1T	8.400 1	8.800 1	9.000 3	8.100 2T	8.900 1	51.900 1
2	261	Roman Lam	EVO Gymnastics	8.500 3	7.600 3	8.300 2T	9.500 1	8.900 1	8.400 2	51.200 2
3	264	Turner Clark	EVO Gymnastics	8.700 1T	8.300 2	8.300 2T	9.100 2	8.100 2T	8.300 3	50.800 3

# Presidential Classic Men 2025

## Meet Results







Feb 14-17, 2025

Rank	Num	Name	Gym							AA
1	267	Luca Leykin	EVO Gymnastics	9.600 1	9.300 1	9.700 1	9.200 2T	9.100 1	9.400 1	56.300 1
2	269	Maxxton Carr	EVO Gymnastics	8.900 2	8.500 6	9.000 3	9.000 6T	8.600 2	9.200 2T	53.200 2
3	140	Anderson Weaver	Gymnastics USA	7.500 7T	9.000 2	8.800 4	9.000 6T	8.500 3	9.200 2T	52.000 3
4	299	Colsen Gray	Gymnastics USA	8.300 4	8.900 3	8.100 8	9.100 4T	8.000 6	8.200 5	50.600 4
5	300	Lamar Shealey II	Gymnastics USA	8.500 3	7.000 7	9.100 2	9.300 1	8.400 4	8.000 6	50.300 5
6	146	Christopher Roman	Gymnastics USA	7.600 6	6.100 8	8.300 5T	9.200 2T	8.300 5	8.700 4	48.200 6
7	268	Maks Watts	EVO Gymnastics	7.500 7T	8.600 5	8.300 5T	9.100 4T	6.700 8	6.500 7	46.700 7
8	171	Benjamin Davis	ACE Gymnastics FL	7.700 5	8.800 4	8.300 5T	8.900 8	7.700 7	4.700 8	46.100 8

# Presidential Classic Men 2025

## Team Results

Feb 14-17, 2025







Rank	Gym	Team	Score						
1	EVO Gymnastics	X	156.200	26.000 1	26.400 1	27.000 1	27.300 2	24.400 2	25.100 2
2	Gymnastics USA	X	154.400	24.400 2	24.900 2	26.200 2	27.600 1	25.200 1	26.100 1

# Presidential Classic Men 2025

## Meet Results

Feb 14-17, 2025







Judge's Signatures

Rank	Num	Name	Gym							AA
1	134	Ryan Akouri	Park Avenue	D/E: 2.6 / 9.000	2.2 / 8.100	2.2 / 8.500	2.4 / 8.800	2.3 / 8.000	2.2 / 8.600	
				D+ / E+: 0.000 / 0.0	0.000 / 0.0	0.000 / 0.0	0.000 / 0.0	0.000 / 0.0	0.000 / 0.0	
				ND: --	--	--	--	--	--	
				Final: 11.600	10.300	10.700	11.200	10.300	10.800	64.900
				Place: 3T	5	6	3	6*	2	1
2	278	Michael Pomichter	ACE Gymnastics FL	D/E: 2.4 / 9.200	2.1 / 8.800	2.3 / 8.500	2.2 / 8.800	2.3 / 7.300	2.2 / 8.700	
				D+ / E+: 0.000 / 0.0	0.000 / 0.0	0.000 / 0.0	0.000 / 0.0	0.000 / 0.0	0.000 / 0.0	
				ND: --	--	--	--	--	--	
				Final: 11.600	10.900	10.800	11.000	9.600	10.900	64.800
				Place: 3T	1	5	4*	9	1	2
3	125	Felix Oriol	Park Avenue	D/E: 2.5 / 9.200	1.6 / 8.300	2.2 / 8.700	2.4 / 8.600	2.3 / 8.100	2.1 / 8.300	
				D+ / E+: 0.000 / 0.0	0.000 / 0.0	0.000 / 0.0	0.000 / 0.0	0.000 / 0.0	0.000 / 0.0	
				ND: --	--	--	--	--	--	
				Final: 11.700	9.900	10.900	11.000	10.400	10.400	64.300
				Place: 1T	6T	4	4T	5	4	3
4	177	Freddy Davis	ACE Gymnastics FL	D/E: 2.3 / 9.100	2.1 / 8.400	2.1 / 9.300	1.2 / 9.300	2.1 / 9.000	2.2 / 7.000	
				D+ / E+: 0.000 / 0.0	0.000 / 0.0	0.000 / 0.0	0.000 / 0.0	0.000 / 0.0	0.000 / 0.0	
				ND: --	--	--	--	--	--	
				Final: 11.400	10.500	11.400	10.500	11.100	9.200	64.100
				Place: 5	4	1	8	1	6T	4
5	136	Sebastian Shepherd	Park Avenue	D/E: 2.4 / 9.300	1.9 / 8.700	2.2 / 8.900	2.2 / 8.500	2.1 / 7.900	1.1 / 8.300	
				D+ / E+: 0.000 / 0.0	0.000 / 0.0	0.000 / 0.0	0.000 / 0.0	0.000 / 0.0	0.000 / 0.0	
				ND: --	--	--	--	--	--	
				Final: 11.700	10.600	11.100	10.700	10.000	9.400	63.500
				Place: 1T	2T	2	7	8	5	5
6	216	Gregory Carpenter	Charleston Twisters	D/E: 2.4 / 8.600	1.7 / 8.200	1.5 / 8.900	1.2 / 8.800	2.1 / 8.500	1.1 / 9.500	
				D+ / E+: 0.000 / 0.0	0.000 / 0.0	0.000 / 0.0	0.000 / 0.0	0.000 / 0.0	0.000 / 0.0	
				ND: --	--	--	--	--	--	
				Final: 11.000	9.900	10.400	10.000	10.600	10.600	62.500
				Place: 7	6T	8	9	3T	3	6
7	179	Greshaun Murray	ACE Gymnastics FL	D/E: 2.3 / 8.500	2.1 / 8.500	2.2 / 7.900	2.2 / 9.100	2.5 / 8.100	2.1 / 6.700	
				D+ / E+: 0.000 / 0.0	0.000 / 0.0	0.000 / 0.0	0.000 / 0.0	0.000 / 0.0	0.000 / 0.0	
				ND: --	--	--	--	--	--	
				Final: 10.800	10.600	10.100	11.300	10.600	8.800	62.200
				Place: 8	2T	9	2	3T	8	7
8	133	Miguel Morales	Park Avenue	D/E: 2.4 / 8.900	2.1 / 7.300	2.1 / 8.900	2.2 / 8.800	2.2 / 8.500	1.0 / 8.500	
				D+ / E+: 0.000 / 0.0	0.000 / 0.0	0.000 / 0.0	0.000 / 0.0	0.000 / 0.0	0.000 / 0.0	
				ND: --	--	--	--	--	-1.0	
				Final: 11.300	9.400	11.000	11.000	10.700	8.500	61.900
				Place: 6	8	3	4*	2	9	8
9	130	Joshua Lopez	Park Avenue	D/E: 2.6 / 8.200	1.8 / 7.200	2.3 / 8.300	3.2 / 8.700	2.3 / 8.000	1.6 / 8.600	
				D+ / E+: 0.000 / 0.0	0.000 / 0.0	0.000 / 0.0	0.000 / 0.0	0.000 / 0.0	0.000 / 0.0	
				ND: -0.1	-1.0	--	--	--	-1.0	
				Final: 10.700	8.000	10.600	11.900	10.300	9.200	60.700
				Place: 9	9	7	1	6*	6T	9

# Presidential Classic Men 2025

## Team Results

Feb 14-17, 2025







Rank	Gym	Team	Score						
1	Park Avenue	X	194.900	35.000 1	30.800 2	33.000 1	34.100 1	31.400 1	30.600 1
2	ACE Gymnastics FL	X	191.100	33.800 2	32.000 1	32.300 2	32.800 2	31.300 2	28.900 2



# Presidential Classic Men 2025

## Meet Results







Feb 14-17, 2025

Rank	Num	Name	Gym							AA
1	218	Tyler Stark	Charleston Twisters	D/E: 3.0 / 9.000 D+/E+: 0.000 / 0.2 ND: --- Final: 12.200 Place: 2T	3.0 / 9.000 0.000 / 0.2 --- 12.200 1	2.6 / 8.200 0.000 / 0.0 --- 10.800 1	2.4 / 8.600 0.000 / 0.1 --- 11.100 3	2.4 / 8.400 0.000 / 0.0 --- 10.800 1	2.3 / 8.600 0.000 / 0.1 --- 11.000 1	68.100 1
2	296	Roshan Wijesinghe	Metro South	D/E: 3.1 / 8.200 D+/E+: 0.000 / 0.0 ND: --- Final: 11.300 Place: 6	3.0 / 8.300 0.000 / 0.0 --- 11.300 2	2.3 / 8.000 0.000 / 0.0 --- 10.300 2	2.2 / 9.300 0.000 / 0.3 --- 11.800 1	2.3 / 8.300 0.000 / 0.0 --- 10.600 2*	2.3 / 7.400 0.000 / 0.0 --- 9.700 3T	65.000 2
3	209	Andres Cepeda	Charleston Twisters	D/E: 3.0 / 9.100 D+/E+: 0.000 / 0.2 ND: --- Final: 12.300 Place: 1	2.2 / 8.800 0.000 / 0.1 --- 11.100 3*	2.0 / 7.700 0.000 / 0.0 --- 9.700 3*	1.2 / 9.200 0.000 / 0.3 --- 10.700 4	2.3 / 8.300 0.000 / 0.0 --- 10.600 2*	1.1 / 8.500 0.000 / 0.0 --- 9.600 5	64.000 3
4	195	Ricky Davis	ACE Gymnastics FL	D/E: 3.5 / 8.600 D+/E+: 0.000 / 0.1 ND: --- Final: 12.200 Place: 2T	2.2 / 8.800 0.000 / 0.1 --- 11.100 3*	2.4 / 7.300 0.000 / 0.0 --- 9.700 3T	1.2 / 9.600 0.000 / 0.4 --- 11.200 2	2.4 / 6.700 0.000 / 0.0 --- 9.100 6	2.3 / 4.700 0.000 / 0.0 --- 7.000 6	60.300 4
5	229	Tiago Soler Aranda	Golden City	D/E: 3.3 / 8.500 D+/E+: 0.000 / 0.0 ND: --- Final: 11.800 Place: 4	2.2 / 7.900 0.000 / 0.0 -1.0 9.100 6	2.0 / 7.700 0.000 / 0.0 --- 9.700 3*	2.2 / 7.800 0.000 / 0.0 --- 10.000 5	2.5 / 7.300 0.000 / 0.0 --- 9.800 5	2.2 / 7.500 0.000 / 0.0 --- 9.700 3T	60.100 5
6	211	Brayden Pelletier	Charleston Twisters	D/E: 2.1 / 9.300 D+/E+: 0.000 / 0.3 ND: --- Final: 11.700 Place: 5	2.0 / 8.500 0.000 / 0.0 -1.0 9.500 5	1.5 / 8.100 0.000 / 0.0 --- 9.600 6	1.0 / 0.000 0.000 / 0.0 --- 1.000 6	2.3 / 8.100 0.000 / 0.0 --- 10.400 4	1.1 / 9.100 0.000 / 0.2 --- 10.400 2	52.600 6

# Presidential Classic Men 2025

## Team Results

Feb 14-17, 2025







Rank	Gym	Team	Score						
1	Charleston Twisters	X	184.700	36.200	32.800	30.100	22.800	31.800	31.000
				1	1	1	1	1	1

# Presidential Classic Men 2025

## Meet Results

Feb 14-17, 2025







Judge's Signatures

Rank	Num	Name	Gym							AA
1	301	Paul Smetkov	Metro South	D/E: 3.1 / 8.800	1.7 / 9.300	1.9 / 8.800	3.6 / 9.200	2.1 / 9.100	2.2 / 8.300	
				D+/E+: 0.000 / 0.1	0.000 / 0.3	0.000 / 0.1	0.100 / 0.3	0.000 / 0.2	0.000 / 0.0	
				ND: --	-1.0	--	--	--	--	
				Final: 12.000	10.300	10.800	13.200	11.400	10.500	68.200
				Place: 4	4	3	1	1	4	1
2	221	Elijah Kauffman	Red River Valley	D/E: 3.7 / 8.700	2.3 / 8.300	1.9 / 8.300	2.4 / 9.300	2.0 / 8.600	2.0 / 8.700	
				D+/E+: 0.000 / 0.1	0.000 / 0.0	0.000 / 0.0	0.000 / 0.3	0.000 / 0.1	0.000 / 0.1	
				ND: --	--	-0.3	--	--	--	
				Final: 12.500	10.600	9.900	12.000	10.700	10.800	66.500
				Place: 2	1T	8T	3	5*	2	2
3	172	Blaine Sims	ACE Gymnastics FL	D/E: 3.1 / 8.900	2.2 / 6.000	1.8 / 9.000	2.8 / 8.800	2.2 / 8.800	1.8 / 8.900	
				D+/E+: 0.000 / 0.2	0.000 / 0.0	0.000 / 0.2	0.000 / 0.1	0.000 / 0.1	0.000 / 0.2	
				ND: --	--	--	--	--	--	
				Final: 12.200	8.200	11.000	11.700	11.100	10.900	65.100
				Place: 3	11	2	4	4	1	3
4	122	Cody Magrone	Park Avenue	D/E: 3.5 / 8.900	1.8 / 7.600	2.5 / 7.200	2.4 / 9.400	2.4 / 7.800	2.6 / 8.100	
				D+/E+: 0.000 / 0.2	0.000 / 0.0	0.000 / 0.0	0.000 / 0.3	0.000 / 0.0	0.000 / 0.0	
				ND: --	--	--	--	--	--	
				Final: 12.600	9.400	9.700	12.100	10.200	10.700	64.700
				Place: 1	7T	11	2	10	3	4
5	297	Justin Koch	Metro South	D/E: 3.2 / 8.200	1.5 / 8.000	2.0 / 8.900	2.0 / 8.800	2.1 / 8.500	1.7 / 8.200	
				D+/E+: 0.000 / 0.0	0.000 / 0.0	0.000 / 0.2	0.000 / 0.1	0.000 / 0.0	0.000 / 0.0	
				ND: --	--	--	--	--	--	
				Final: 11.400	9.500	11.100	10.900	10.600	9.900	63.400
				Place: 6	6	1	6	7	6T	5
6	196	Sean Wingate	ACE Gymnastics FL	D/E: 2.2 / 8.900	2.7 / 7.700	2.5 / 7.400	1.2 / 8.500	2.2 / 8.900	1.5 / 8.800	
				D+/E+: 0.000 / 0.2	0.000 / 0.0	0.000 / 0.0	0.000 / 0.0	0.000 / 0.2	0.000 / 0.1	
				ND: --	--	--	--	--	--	
				Final: 11.300	10.400	9.900	9.700	11.300	10.400	63.000
				Place: 7	3	8T	9	2T	5	6
7	232	Mavrick Light	Golden City	D/E: 3.3 / 7.900	2.0 / 8.200	2.5 / 7.900	2.0 / 9.000	2.2 / 8.100	1.9 / 7.800	
				D+/E+: 0.000 / 0.0	0.000 / 0.0	0.000 / 0.0	0.000 / 0.2	0.000 / 0.0	0.000 / 0.0	
				ND: -0.1	--	--	--	--	--	
				Final: 11.100	10.200	10.400	11.200	10.300	9.700	62.900
				Place: 8	5	4	5	8T	8	7
8	138	Stephane Valery	Park Avenue	D/E: 2.6 / 9.000	2.0 / 7.400	2.6 / 7.600	1.8 / 8.200	2.1 / 9.000	2.1 / 7.300	
				D+/E+: 0.000 / 0.2	0.000 / 0.0	0.000 / 0.0	0.000 / 0.0	0.000 / 0.2	0.000 / 0.0	
				ND: --	--	--	--	--	--	
				Final: 11.800	9.400	10.200	10.000	11.300	9.400	62.100
				Place: 5	7T	7	8	2T	9	8
9	185	Joseph Guthrie	ACE Gymnastics FL	D/E: 2.4 / 8.000	2.2 / 8.400	2.0 / 8.300	1.2 / 9.100	2.1 / 8.200	1.5 / 8.400	
				D+/E+: 0.000 / 0.0	0.000 / 0.0	0.000 / 0.0	0.000 / 0.2	0.000 / 0.0	0.000 / 0.0	
				ND: --	--	--	--	--	--	
				Final: 10.400	10.600	10.300	10.500	10.300	9.900	62.000
				Place: 9	1T	5T	7	8T	6T	9
10	298	Chace Owens	Metro South	D/E: 0.0 / 0.000	2.0 / 6.600	1.5 / 8.300	0.0 / 0.000	2.0 / 8.600	1.2 / 5.500	
				D+/E+: 0.000 / 0.0	0.000 / 0.0	0.000 / 0.0	0.000 / 0.0	0.000 / 0.1	0.000 / 0.0	
				ND: --	--	--	--	--	--	
				Final: 0.000	8.600	9.800	0.000	10.700	6.700	35.800
				Place: 10*	9	10	10*	5*	10	10
11	206	Garrison Futral	Jump'In Gymnastics	D/E: 0.0 / 0.000	1.7 / 6.800	2.1 / 8.500	0.0 / 0.000	0.0 / 0.000	0.0 / 0.000	
				D+/E+: 0.000 / 0.0	0.000 / 0.0	0.000 / 0.0	0.000 / 0.0	0.000 / 0.0	0.000 / 0.0	
				ND: --	--	-0.3	--	--	--	
				Final: 0.000	8.500	10.300	0.000	0.000	0.000	18.800
				Place: 10*	10	5T	10*	11	11	11

# Presidential Classic Men 2025

## Team Results







Feb 14-17, 2025

Rank	Gym	Team	Score						
1	ACE Gymnastics FL	X	190.100	33.900	29.200	31.200	31.900	32.700	31.200
				1	1	2	1	1T	1
2	Metro South	X	167.400	23.400	28.400	31.700	24.100	32.700	27.100
				2	2	1	2	1T	2

# Presidential Classic Men 2025

## Meet Results

Feb 14-17, 2025

Rank	Num	Name	Gym							AA
1	121	Bruno Peirano	Park Avenue	D/E: 4.4 / 8.500	2.6 / 8.600	3.4 / 9.000	4.4 / 8.900	3.2 / 8.300	2.2 / 8.900	
				D+/E+: 0.200 / 0.0	0.000 / 0.1	0.000 / 0.2	0.200 / 0.2	0.000 / 0.0	0.000 / 0.2	
				ND: -/-	-/-	-/-	-/-	-/-	-/-	
				Final: 13.100	11.300	12.600	13.700	11.500	11.300	73.500
				Place: 1	1	1	1	1	2	1
2	287	Ryan O'Malley	Metro South	D/E: 3.8 / 8.800	2.4 / 8.600	2.4 / 9.100	2.8 / 8.900	2.4 / 7.800	2.7 / 8.700	
				D+/E+: 0.000 / 0.1	0.000 / 0.1	0.000 / 0.2	0.000 / 0.2	0.000 / 0.0	0.000 / 0.1	
				ND: -/-	-/-	-/-	-/-	-/-	-/-	
				Final: 12.700	11.100	11.700	11.900	10.200	11.500	69.100
				Place: 2	2	3	3	3	1	2
3	286	Ty MacLean	Metro South	D/E: 3.8 / 8.500	3.0 / 6.300	2.5 / 9.300	3.2 / 9.100	2.7 / 8.600	2.8 / 8.100	
				D+/E+: 0.000 / 0.0	0.000 / 0.0	0.000 / 0.3	0.000 / 0.2	0.000 / 0.1	0.000 / 0.0	
				ND: -/-	-/-	-/-	-/-	-/-	-/-	
				Final: 12.300	9.300	12.100	12.500	11.400	10.900	68.500
				Place: 3	3	2	2	2	3	3

# Presidential Classic Men 2025

## Team Results

Feb 14-17, 2025

Rank	Gym	Team	Score						
------	-----	------	-------	---	--	---	---	---	---