

# Presidential Classic Men 2025







## Meet Results

Men / 3D1 / B1\_3D1\_g1

Session: B01

Feb 14-17, 2025

Judge's Signatures







Rank	Num	Name	Gym							AA
1	142	Artur Yaman	Gymnastics USA	9.300 3	9.300 1	9.600 3	9.400 4T	9.700 1T	8.900 1	56.200 1
2	144	Cade Walker	Gymnastics USA	9.400 2	8.300 3	9.700 1T	9.700 1T	9.200 5T	8.800 2T	55.100 2
3	148	Daniel Lytvshchenko	Gymnastics USA	9.000 6	8.400 2	9.400 4	9.400 4T	9.300 4	8.800 2T	54.300 3
4	145	Caleb Garcia	Gymnastics USA	8.700 7	7.900 7	9.700 1T	9.200 8T	9.700 1T	8.100 4	53.300 4
5	162	Micah Edmeade	Gymnastics USA	9.200 4	8.100 6	9.000 5	9.200 8T	9.200 5T	7.700 9	52.400 5
6	245	Gregory Kolosovskiy	EVO Gymnastics	9.100 5	8.200 4T	8.400 8T	9.500 3	9.100 7	8.000 5T	52.300 6
7	242	Elijah Saenz	EVO Gymnastics	8.600 8	8.200 4T	8.900 6	9.000 11	9.400 3	8.000 5T	52.100 7
8	263	Teddy Watts	EVO Gymnastics	8.500 9T	7.500 8	8.400 8T	9.200 8T	8.900 8	7.900 8	50.400 8
9	259	Matthew Less	EVO Gymnastics	9.600 1	6.700 11	7.600 11	9.300 7	8.400 9	8.000 5T	49.600 9
10	204	Dylan St. Helen	Jump'In Gymnastics	8.500 9T	7.400 9T	8.600 7	9.700 1T	7.600 11	7.400 11	49.200 10
11	208	Shaw Theus	Jump'In Gymnastics	7.900 11	7.400 9T	8.300 10	9.400 4T	8.000 10	7.500 10	48.500 11

# Presidential Classic Men 2025

## Meet Results

Feb 14-17, 2025

Judge's Signatures







Rank	Num	Name	Gym							AA
1	188	Kai Gannon	ACE Gymnastics FL	8.900	9.300	9.400	9.700	9.100	9.200	55.600
				8	2	3T	3T	5T	1	1
2T	243	Evan Gimenez	EVO Gymnastics	9.400	8.600	9.800	9.200	9.500	9.000	55.500
				3*	6T	1	10	1T	3T	2T
2T	191	Keaton McPhee	ACE Gymnastics FL	9.400	9.400	8.800	9.800	9.200	8.900	55.500
				3*	1	7T	1T	4	5	2T
4	253	Josiah Jackman	EVO Gymnastics	9.200	9.200	9.300	9.100	9.400	9.000	55.200
				6T	3T	5	11	3	3T	4
5	149	Eli Gedeon	Gymnastics USA	9.500	8.500	9.400	9.300	9.500	8.700	54.900
				2	8	3T	9	1T	7	5
6	280	Lucano Canelon Raffensper	Club Carbonell	9.600	9.200	9.500	9.600	8.200	8.400	54.500
				1	3T	2	5T	10	9	6
7	281	Felipe Carvajal Jaikel	Club Carbonell	9.200	9.100	9.000	9.800	7.900	9.100	54.100
				6T	5	6	1T	11	2	7
8	129	Jake Corbett	Park Avenue	9.300	8.400	8.500	9.500	9.100	8.500	53.300
				5	9	9T	8	5T	8	8
9	207	Harrison Roy	Jump'In Gymnastics	8.600	8.600	8.800	9.600	8.400	8.800	52.800
				9	6T	7T	5T	9	6	9
10	102	Barrett Nelson	Ace All Stars	8.200	7.800	8.500	9.700	9.100	7.800	51.100
				11	11	9T	3T	5T	10	10
11	241	Ej Borg	EVO Gymnastics	8.300	8.000	8.300	9.600	8.600	7.600	50.400
				10	10	11	5T	8	11	11

# Presidential Classic Men 2025

## Meet Results

Feb 14-17, 2025







Judge's Signatures

Rank	Num	Name	Gym							AA
1	150	Emmett Ross	Gymnastics USA	9.700 1	8.800 3T	9.800 1	9.600 3T	9.700 1	9.300 1	56.900 1
2	304	Jeronimo Angel Palacio	Club Carbonell	9.600 2	9.300 1T	9.500 2T	9.700 1T	8.300 9T	9.000 2	55.400 2
3	235	Adam Ulrich	EVO Gymnastics	9.000 4T	8.300 7T	9.400 4	9.700 1T	8.700 5T	8.600 5	53.700 3
4	273	Luke Sailors	Apollo FL	8.400 11	8.400 6	9.100 5	9.200 11	9.300 2	8.800 3T	53.200 4
5	272	Kian Sugihara	Apollo FL	9.000 4T	9.300 1T	8.100 10	9.300 9T	8.900 3	8.400 6T	53.000 5
6	255	Lj Morrison	EVO Gymnastics	8.700 9	8.300 7T	9.500 2T	9.100 12	8.700 5T	8.300 8	52.600 6
7	107	Haniel Ariel Vicente Escobe	Quetzaltenango	9.200 3	8.800 3T	8.300 8T	9.400 8	7.800 11	8.800 3T	52.300 7
8	249	Jaceon Hird	EVO Gymnastics	9.000 4T	8.600 5	8.300 8T	9.600 3T	8.300 9T	8.200 9	52.000 8
9	240	Edmund Sanchez	EVO Gymnastics	8.900 7	8.100 9	8.700 6	9.300 9T	8.500 8	7.800 12	51.300 9
10	250	Jacob Seelye	EVO Gymnastics	8.800 8	7.000 11	7.900 11	9.500 5T	8.800 4	8.400 6T	50.400 10
11	246	Hank Hynds	EVO Gymnastics	8.600 10	6.800 12	8.600 7	9.500 5T	8.600 7	8.100 10T	50.200 11
12	168	Duncan MacDonald	World Class Miami	8.300 12	7.200 10	7.200 12	9.500 5T	6.600 12	8.100 10T	46.900 12

# Presidential Classic Men 2025

## Team Results

Feb 14-17, 2025

Rank	Gym	Team	Score						
1	Gymnastics USA	X	169.200	28.600 1	26.600 1	29.200 1	28.700 2T	29.100 1	27.000 1
2	EVO Gymnastics	X	167.100	28.200 2	26.400 2	28.700 2	28.900 1	28.300 2	26.600 2
3	Jump'In Gymnastics	X	150.500	25.000 3	23.400 3	25.700 3	28.700 2T	24.000 3	23.700 3

# Presidential Classic Men 2025







## Meet Results

Men / 3D2 / B1\_3D2\_g1

Session: B01

Feb 14-17, 2025

Judge's Signatures

Rank	Num	Name	Gym							AA
1	192	Levi Polk	ACE Gymnastics FL	8.100	7.900	8.300	8.800	8.800	8.000	49.900
			ACE Gymnastics FL	3	1	1	1	1	1	1
2	274	Matthew Lykov	Apollo FL	8.300	7.400	7.600	8.300	8.100	7.900	47.600
			Apollo FL	1	5T	4	3T	3	2	2
3	200	William Parker	ACE Gymnastics FL	7.500	7.300	7.800	8.300	8.300	7.200	46.400
			ACE Gymnastics FL	7	7	3	3T	2	3	3
4	112	Adrián Febus Rivera	Gym For All, PR	8.000	7.400	8.200	8.300	7.800	6.100	45.800
			Gym For All, PR	4	5T	2	3T	4T	7	4
5	282	Lucas Morales Ulate	Club Carbonell	8.200	7.500	7.200	8.600	6.700	6.600	44.800
			Club Carbonell	2	2T	6	2	7	4	5
6T	111	Santiago Nicolás Mejía Rey	Quetzaltenango	7.900	7.000	6.800	8.300	7.800	6.500	44.300
			Quetzaltenango	5*	8	7	3T	4T	5*	6T
6T	284	Davian Medina	Gym For All, PR	7.900	7.500	7.300	7.900	7.200	6.500	44.300
			Gym For All, PR	5*	2T	5	8	6	5*	6T
8	116	Mikhael Rios Colón	Gym For All, PR	7.100	7.500	6.400	8.000	6.600	5.900	41.500
			Gym For All, PR	8	2T	8	7	8	8	8

# Presidential Classic Men 2025







## Meet Results

Men / 3D2 / B1\_3D2\_g2

Session: B01

Feb 14-17, 2025







Judge's Signatures

Rank	Num	Name	Gym							AA
1	230	Zayn Browne	Golden City	8.500	8.300	8.000	8.700	8.300	8.600	50.400
				1	1T	4	1	4	1	1
2T	169	A J DeMarco	ACE Gymnastics FL	8.100	7.800	8.400	8.600	8.400	7.900	49.200
				4	5	1	2T	3	2	2T
2T	217	Preston Powe	Charleston Twisters	8.400	7.900	8.100	8.500	8.500	7.800	49.200
				2	4	3	4T	2	3	2T
4	187	Kai Scheuring	ACE Gymnastics FL	8.200	8.000	6.900	8.500	8.600	7.700	47.900
				3	3	8	4T	1	4T	4
5	117	Thiago Roesselein Rivera	Gym For All, PR	7.700	7.700	8.300	8.100	8.200	7.700	47.700
				7	6	2	8	5	4T	5
6	270	Cato Jernigan	Apollo FL	7.800	8.300	7.100	8.200	6.900	7.200	45.500
				6	1T	6T	7	8	6	6
7	271	Jordan Holmes	Apollo FL	7.900	6.900	7.800	8.600	7.000	7.100	45.300
				5	8	5	2T	7	7	7
8	110	Joaquín Gutierrez Solé	Quetzaltenango	7.600	7.100	7.100	8.400	7.200	6.900	44.300
				8	7	6T	6	6	8	8

# Presidential Classic Men 2025

## Team Results

Feb 14-17, 2025







Rank	Gym	Team	Score						
1	Apollo FL	X	138.400	24.000 1	22.600 2	22.500 2	25.100 1	22.000 2	22.200 1
2	Gym For All, PR	X	138.000	23.600 2	22.700 1	23.800 1	24.400 2	23.200 1	20.300 2

# Presidential Classic Men 2025

## Meet Results

Feb 14-17, 2025

Page: 1  
 Printed: 2/14/2025 10:41:46 AM  
 Men / XS / B1\_XS\_ALL  
 Session: B01  
 Judge's Signatures

Rank	Num	Name	Gym							AA
1	184	Jonathan Davis	ACE Gymnastics FL	8.900 1	7.000 1	9.400 1	8.700 3	9.400 1	9.000 1	52.400 1
2	174	Ethan LaRoque	ACE Gymnastics FL	8.300 2	6.600 2T	8.800 2	8.900 2	8.900 2	8.100 3	49.600 2
3	193	Oliver Pittman	ACE Gymnastics FL	8.000 3	6.600 2T	7.500 3	9.000 1	8.700 3	8.600 2	48.400 3