

2019 Region 8 Compulsory Championships

Meet Results







Apr 12-14, 2019

Page: 1
Printed: 4/13/2019 8:01:23 PM

Men / 62 / 8-9

Session: SA4

Judge's Signatures

Rank	Num	Name	Gym							AA
1	606	Valentino Ramos	FL-Gymnastics DuSol	8.450 1	8.500 3	8.400 4	8.550 4	9.200 2	9.500 1	52.600 1
2	637	Kyson Brown-Cobb	SC-GAC	8.100 2T	8.900 1	8.800 1	8.850 2	8.650 3	8.000 4	51.300 2
3	608	Mikaeel Alibaig	FL-Nova Gymnastics	8.100 2T	8.750 2	8.500 3	7.600 5	8.250 5	8.850 2	50.050 3
4	605	Jayden Larson	FL-Gym Force	7.800 4	8.100 4	8.300 5	8.650 3	9.250 1	7.850 5	49.950 4
5	628	Ryker Mai	NC-Salem	7.600 5	7.500 5	8.700 2	9.000 1	8.500 4	8.400 3	49.700 5

2019 Region 8 Compulsory Championships

Meet Results







Apr 12-14, 2019

Page: 1
Printed: 4/13/2019 8:01:25 PM

Men / 62 / 10-11

Session: SA4

Judge's Signatures

Rank	Num	Name	Gym							AA
1	614	Santiago Veloz	FL-TumbleBees	8.550 5	9.550 3	9.300 1	8.750 7	9.300 2	9.450 2	54.900 1
2	641	Zaiden Kyte	TN-Premier Athletics	8.850 1	9.800 1	8.750 4T	9.250 1	8.450 11	9.550 1	54.650 2
3	627	Evan Jiang	NC-Salem	8.650 4	9.700 2	9.200 3	9.100 2	8.900 3	8.500 6	54.050 3
4	636	Raiden Briceno	SC-GAC	8.700 3	9.150 6	8.700 6T	8.600 9T	8.700 5	8.600 4T	52.450 4
5	603	Aiden Gordon	FL-Gym Force	7.700 11T	9.300 5	8.750 4T	8.550 11	9.400 1	8.250 9T	51.950 5
6	604	Phoenix Harris	FL-Gym Force	8.500 6	8.550 10	9.250 2	8.600 9T	8.750 4	7.900 16	51.550 6
7	612	Aidan Sullivan	FL-Trousdell	8.300 7	7.450 18	7.800 13	9.050 3	8.650 6T	8.950 3	50.200 7
8	609	Aiden Ewing	FL-Oldsmar	7.100 14	9.350 4	8.700 6T	8.050 17T	8.650 6T	8.050 14	49.900 8
9	640	Narek Mkhoyan	SC-Thomas Gymnastics	7.500 13	8.250 12T	8.100 10	8.900 5	8.650 6T	8.350 7T	49.750 9
10	621	Trey Harris	NC-Rose's	7.900 10	7.850 14T	8.400 8	8.500 12	8.550 9	8.250 9T	49.450 10
11	611	Orion Burns	FL-Trousdell	8.800 2	7.850 14T	7.300 16	8.250 15	7.900 14	8.200 11T	48.300 11
12	635	Jacob Young	SC-Electric City	8.200 8	8.250 12T	6.500 18T	8.950 4	8.250 12	7.650 17	47.800 12
13T	642	Dansten Nichols	TN-Premier Athletics	7.700 11T	8.750 9	6.500 18T	8.100 16	7.250 17	8.200 11T	46.500 13T
13T	632	JJ Heitman	SC-Carolina Gym Ctr	6.700 16	8.350 11	7.900 11	8.050 17T	7.500 16	8.000 15	46.500 13T
15	617	Jackson Rendleman	GA-Newnan	5.000 19	9.050 7	7.650 14	7.650 19	8.500 10	8.350 7T	46.200 15
16	629	Jacob Verity	NC-Salem	5.600 18	8.900 8	7.100 17	8.300 14	8.000 13	8.200 11T	46.100 16
17	618	William Fender	MS-Courthouse	7.000 15	7.300 19	7.850 12	8.650 8	7.550 15	7.050 19	45.400 17
18	639	Kaden Bryant	SC-Lake Murray	6.000 17	7.750 16	7.500 15	8.800 6	7.000 18	7.400 18	44.450 18
19	615	Toby Madeiros	GA-Islands YMCA	8.000 9	7.700 17	8.200 9	8.350 13	0.000 19	8.600 4T	40.850 19

2019 Region 8 Compulsory Championships

Meet Results







Apr 12-14, 2019

Page: 1
Printed: 4/13/2019 8:01:27 PM

Men / 62 / 12+

Session: SA4

Judge's Signatures

Rank	Num	Name	Gym							AA
1	631	Cooper Shanes	NC-Stanly County	8.600 1	9.500 3	8.650 5T	8.200 17	9.100 2	9.250 1	53.300 1
2	610	Dominic Fouche'	FL-Oldsmar	7.850 8	8.300 13	9.150 1	9.550 1	9.150 1	8.850 5	52.850 2
3	601	James Stanford II	FL-Bayside	8.250 4T	9.550 2	8.600 7	8.950 4T	8.850 4	8.000 12	52.200 3
4	613	Jaedyn Copeland	FL-TumbleBees	8.150 6	9.350 5	8.400 9	8.850 7	8.400 12	9.000 3T	52.150 4
5	607	Austin Ickes	FL-North Florida OP	8.350 2T	8.850 9	7.900 13	9.100 2	8.500 9T	9.000 3T	51.700 5
6	625	David O'Reilly	NC-Rose's	6.750 16	9.400 4	8.700 3T	8.550 11	9.000 3	8.700 6T	51.100 6
7	622	Austin House	NC-Rose's	7.250 11T	9.000 6T	8.700 3T	8.750 8T	8.650 6	8.500 10T	50.850 7
8	623	Connor Jublou	NC-Rose's	7.000 15	8.600 10T	8.150 12	9.050 3	8.700 5	8.500 10T	50.000 8
9	638	Nolan Loud	SC-GAC	8.350 2T	9.000 6T	6.800 17	8.300 15T	7.750 17	9.100 2	49.300 9
10	619	Luke Riddle	NC-Countryside	7.150 13	8.600 10T	7.500 14	8.450 12	8.600 7T	8.700 6T	49.000 10
11T	630	Gavin Freeman	NC-Sandhills	5.500 18	9.650 1	8.800 2	8.350 14	8.450 11	7.550 16T	48.300 11T
11T	624	Gavin Jublou	NC-Rose's	7.250 11T	6.700 17T	8.500 8	8.950 4T	8.300 13	8.600 8	48.300 11T
13	616	Tyler Bass	GA-Newnan	5.750 17	9.000 6T	8.350 10	8.700 10	8.200 14	7.950 13	47.950 13
14	633	Elliot Medlin	SC-Carolina Stars	7.050 14	7.800 14	8.200 11	8.300 15T	8.500 9T	7.850 14	47.700 14
15	626	Southie Sauls	NC-Rose's	8.250 4T	7.250 15	7.150 16	8.900 6	7.850 16	7.800 15	47.200 15
16	620	Asaya Bruckner	NC-Nicks Flippin Kid	7.650 10	6.700 17T	8.650 5T	8.750 8T	8.600 7T	6.500 18	46.850 16
17	600	George Stevens	AL-Bama Bounders	8.100 7	8.400 12	6.100 18	8.050 18	7.450 18	8.550 9	46.650 17
18	634	Ryan Henderson	SC-Electric City	7.700 9	7.200 16	7.450 15	8.400 13	8.000 15	7.550 16T	46.300 18