







# 2019 Touchdown Invite

## Meet Results







Jan 12, 2019

Rank	Num	Name	Gym							AA
1	601	Chane Cumbermack	FGTC	10.400 1	9.300 7	9.900 1	9.500 1	10.500 1	9.300 3T	58.900 1
2	602	Joshua Nunez	FGTC	10.000 3	9.900 3	9.100 4T	8.900 5T	10.100 3	8.900 5	56.900 2
3	603	Samuel Bosque	FGTC	9.200 6	10.000 1T	9.200 3	8.700 9T	9.900 4	9.800 1	56.800 3
4	613	Christopher McDonald	Park Avenue	9.800 4T	9.700 4	8.300 9T	8.800 7T	9.700 5	9.300 3T	55.600 4
5	604	John Witte	Gold Coast	10.100 2	9.500 5	9.000 6	9.200 3	9.400 9	8.200 9T	55.400 5
6	611	Gabriel Gonzalez	Nova Gymnastics FL	8.700 9	8.700 10T	9.100 4T	9.100 4	10.200 2	8.100 11	53.900 6
7	607	Dillon Gutowski	Harbor City	8.300 11	9.000 9	8.600 8	9.300 2	9.500 8	8.300 7T	53.000 7
8	606	Zack Dehaan	Harbor City	9.000 7	8.700 10T	8.300 9T	8.500 11T	9.600 6T	8.200 9T	52.300 8
9	615	Gabriel Atenza	Park Avenue	9.800 4T	9.400 6	7.300 14	8.500 11T	8.800 11	8.300 7T	52.100 9
10	612	Sebastian Salas	Nova Gymnastics FL	8.900 8	6.300 14	8.700 7	8.800 7T	8.400 12	9.700 2	50.800 10
11	605	Jeremy Goldberg	Gold Coast	7.300 13	9.200 8	8.200 11	8.700 9T	8.900 10	8.400 6	50.700 11
12	600	Christopher Ramos	FGTC	7.400 12	10.000 1T	7.400 13	8.000 14	7.500 13	7.800 13	48.100 12
13	608	Michael Johnson	Harbor City	8.500 10	8.600 12	7.500 12	8.400 13	6.500 14	7.900 12	47.400 13
14	609	Myles Townsend	Islands YMCA	6.800 14	6.600 13	9.500 2	8.900 5T	9.600 6T	5.600 14	47.000 14

# 2019 Touchdown Invite

## Team Results







Jan 12, 2019

Rank	Gym	Team	Score						
1	FGTC	61	173.300	29.600 1	29.900 1	28.200 1	27.100 1	30.500 1	28.000 1

# 2019 Touchdown Invite

## Meet Results







Jan 12, 2019

Rank	Num	Name	Gym							AA
1	657	Santiago Veloz	Tumblebees Jupiter	8.100 3	9.400 1	9.300 1	8.900 5	8.500 1T	8.500 3T	52.700 1
2	651	Valentino Ramos	Gymnastics Du Sol	8.800 1	8.300 2	8.000 3	9.000 2T	8.400 3	8.200 5	50.700 2
3	655	Christopher Sigman	Tumblebees Jupiter	7.800 4	8.200 3	9.100 2	9.000 2T	7.500 6	8.800 1	50.400 3
4	656	Jaedyn Copeland	Tumblebees Jupiter	7.600 5T	7.400 4	7.600 5	9.200 1	8.500 1T	8.600 2	48.900 4
5	653	Toby Madeiros	Islands YMCA	7.600 5T	7.100 5	6.700 6	8.700 6	8.100 4	8.500 3T	46.700 5
6	654	Mikaeel Alibaig	Nova Gymnastics FL	7.600 5T	7.000 6	7.700 4	8.300 7	7.700 5	8.100 6	46.400 6
7	650	Lucas Perkins	Gold Coast	8.400 2	6.600 7	6.500 7	9.000 2T	6.600 7	6.600 7	43.700 7

# 2019 Touchdown Invite

## Meet Results

Jan 12, 2019

Rank	Num	Name	Gym							AA
1	703	Daniel Fernandez	Universal FL	9.800 1	9.900 1	10.300 1	8.600 3	8.700 3	10.600 1	57.900 1
2	702	Ryan Cannings	FGTC	9.600 2	9.700 2	9.100 3	9.100 1	9.300 1	9.400 2	56.200 2
3	704	Alexander Santiesteban	Universal FL	8.300 3	9.200 3	9.000 4	8.400 4	8.500 4	8.800 4	52.200 3
4	701	Ryan Nowatski	FGTC	7.900 4	7.700 4	9.200 2	8.800 2	8.900 2	9.000 3	51.500 4

# 2019 Touchdown Invite

## Team Results

Jan 12, 2019

Rank Gym Team Score









# 2019 Touchdown Invite

## Meet Results

Jan 12, 2019

---

---

Rank	Num	Name	Gym							AA
1	750	Michael Renda	Tumblebees Jupiter	8.700 1	6.500 1	8.200 1	8.400 1	7.400 1	8.400 1	47.600 1

# 2019 Touchdown Invite

## Meet Results







Jan 12, 2019

Page: 1  
Printed: 1/12/2019 9:14:41 PM

Men / 8 / L8\_ALL

Session: 3

Judge's Signatures

Rank	Num	Name	Gym							AA
1	801	Joshua Acuna	FGTC	11.600 5	12.400 1	11.000 5	11.200 4	11.400 2	12.600 1	70.200 1
2	809	Bruno Peirano	Park Avenue	12.500 1	11.400 4	10.800 6T	12.000 1	11.200 4	11.500 4	69.400 2
3	814	Zachary McKenna	Tumblebees Jupiter	11.100 6	11.300 5	11.700 1T	10.800 5	10.400 7	11.600 3	66.900 3
4	804	Austin Rojas	Gold Coast	11.800 3	11.500 3	11.700 1T	10.700 6	9.200 9	10.500 6T	65.400 4
5	803	Ricky Perez	FGTC	12.100 2	11.900 2	9.400 11	10.000 9	12.100 1	9.500 9	65.000 5
6	812	Kit Breakwell	Tumblebees Jupiter	10.700 8	8.500 10	11.100 4	11.500 2	11.300 3	10.900 5	64.000 6
7	805	Carson Canicatti	Harbor City	11.700 4	9.800 9	9.800 10	10.600 7T	8.400 10	10.500 6T	60.800 7
8	810	Logan Sicher	TAG USA	9.500 9	10.300 8	10.400 9	11.300 3	10.100 8	7.000 11	58.600 8
9	800	Riley Santamaria	FGTC	10.900 7	10.600 7	10.800 6T	0.000 11T	10.700 5	12.500 2	55.500 9
10	813	Liam Rengstl	Tumblebees Jupiter	0.000 11T	11.200 6	11.200 3	0.000 11T	10.600 6	10.400 8	43.400 10
11	807	Brandon Van Horn	North Florida Jax	0.000 11T	7.000 11	10.800 6T	10.600 7T	0.000 11T	8.900 10	37.300 11
12	802	Nicolas Juarez-Pong	FGTC	1.000 10	0.000 12	0.000 12	9.900 10	0.000 11T	0.000 12	10.900 12







# 2019 Touchdown Invite

## Team Results

Jan 12, 2019

Page: 1  
Printed: 1/12/2019 9:14:50 PM

Men / 8 / L8\_ALL  
Session: 3

Rank	Gym	Team	Score						
1	FGTC	8	200.600	34.600	34.900	31.200	31.100	34.200	34.600
				1	1	2	1	1	1
2	Tumblebees Jupiter	8	174.300	21.800	31.000	34.000	22.300	32.300	32.900
				2	2	1	2	2	2