







2019 Touchdown Invite

Meet Results







Jan 12, 2019

| Rank | Num | Name | Gym |  |  |  |  |  |  | AA |
|------|-----|------------------|--------------------|---|---|--|---|---|---|--------------|
| 1 | 529 | Thiago Tosta | Universal FL | 9.300 3 | 10.700 1 | 10.700 1 | 9.600 1 | 9.700 2 | 10.500 1 | 60.500 1 |
| 2 | 518 | Cody Magrone | Park Avenue | 10.100 1 | 10.400 2 | 9.200 6 | 9.000 4T | 8.800 4 | 9.600 2 | 57.100 2 |
| 3 | 528 | Sergio Mejorado | Universal FL | 9.200 4 | 9.600 5 | 10.600 2 | 9.000 4T | 9.500 3 | 9.100 5T | 57.000 3 |
| 4 | 502 | Xavier Vilchez | FGTC | 8.000 6T | 10.200 3 | 10.000 3 | 9.100 2T | 9.900 1 | 9.200 4 | 56.400 4 |
| 5 | 516 | Wyatt Bueter | Park Avenue | 9.700 2 | 10.100 4 | 9.800 4 | 8.800 7 | 8.700 5 | 9.100 5T | 56.200 5 |
| 6 | 513 | Joe Marquez | Nova Gymnastics FL | 8.500 5 | 9.200 8T | 9.700 5 | 9.100 2T | 8.400 6T | 9.500 3 | 54.400 6 |
| 7T | 523 | Ivan Kalashnykov | TAG USA | 6.900 9 | 9.400 6* | 8.500 9 | 8.900 6 | 8.400 6T | 8.300 8 | 50.400 7T |
| 7T | 508 | Sean Wingate | Harbor City | 8.000 6T | 9.400 6* | 8.700 8 | 8.200 9 | 7.500 8 | 8.600 7 | 50.400 7T |
| 9 | 507 | Isaac Vinke | Harbor City | 7.400 8 | 9.200 8T | 8.800 7 | 8.700 8 | 7.300 9 | 8.200 9 | 49.600 9 |

2019 Touchdown Invite

Meet Results







Jan 12, 2019

| Rank | Num | Name | Gym |  |  |  |  |  |  | AA |
|------|-----|-----------------|---------------------|---|---|--|---|---|---|--------------|
| 1 | 527 | Dylan Tosta | Universal FL | 9.800 3 | 9.800 1 | 10.400 1 | 8.700 5T | 10.500 1 | 10.700 1 | 59.900 1 |
| 2 | 500 | Kalel Portillo | Elite Gymnastics FL | 9.300 5T | 9.400 4T | 9.800 3 | 9.200 1 | 9.300 2 | 9.000 5 | 56.000 2 |
| 3 | 504 | Paul Barbee | Harbor City | 9.400 4 | 9.400 4T | 9.400 4T | 8.700 5T | 8.200 5 | 9.100 4 | 54.200 3 |
| 4 | 519 | Jack Nicholson | Park Avenue | 9.900 2 | 9.700 2T | 8.900 8 | 9.100 2 | 7.300 9 | 9.200 3 | 54.100 4 |
| 5 | 517 | Eddie Ruden | Park Avenue | 10.300 1 | 7.700 8 | 9.400 4T | 8.600 7 | 8.300 4 | 9.400 2 | 53.700 5 |
| 6 | 521 | Brody Berger | South Miami | 8.900 8 | 9.700 2T | 9.100 7 | 8.500 8 | 8.500 3 | 8.400 6 | 53.100 6 |
| 7 | 522 | Felix Oriol | TAG USA | 9.100 7 | 9.300 6 | 10.200 2 | 8.300 10 | 7.400 7T | 8.300 7 | 52.600 7 |
| 8 | 520 | Stephane Valery | Park Avenue | 9.300 5T | 9.100 7 | 9.200 6 | 8.900 3 | 8.000 6 | 7.800 8 | 52.300 8 |
| 9 | 525 | Ricardo Roman | TAG USA | 8.200 10 | 6.900 9 | 6.700 10 | 8.400 9 | 7.400 7T | 7.500 9 | 45.100 9 |
| 10 | 524 | Miguel Morales | TAG USA | 8.300 9 | 4.700 10 | 8.400 9 | 8.800 4 | 6.600 10 | 6.800 10 | 43.600 10 |

2019 Touchdown Invite

Meet Results

Jan 12, 2019

| Rank | Num | Name | Gym |  |  |  |  |  |  | AA |
|------|-----|------------------|--------------------|---|---|--|---|---|---|--------------|
| 1 | 510 | Edmund Brugger | North Florida Jax | 8.900 6 | 10.600 1 | 10.300 2 | 9.600 1 | 10.600 1 | 10.200 2T | 60.200 1 |
| 2 | 511 | Jacob Stover | North Florida Jax | 10.100 1 | 9.700 3 | 11.200 1 | 8.500 7T | 10.000 2 | 10.200 2T | 59.700 2 |
| 3 | 512 | AJ Hicks | North Florida Jax | 10.000 2 | 9.400 4 | 10.000 3 | 9.400 2 | 9.100 5 | 10.700 1 | 58.600 3 |
| 4 | 515 | Zachary Shecter | Nova Gymnastics FL | 9.400 3 | 9.000 8T | 9.700 6T | 9.200 4 | 9.400 4 | 9.700 4T | 56.400 4 |
| 5 | 505 | Paul Fisher | Harbor City | 8.800 7 | 9.900 2 | 9.700 6T | 8.500 7T | 9.600 3 | 9.200 7T | 55.700 5 |
| 6 | 509 | Alban Baker | Islands YMCA | 9.000 5 | 9.200 6T | 9.400 8 | 9.300 3 | 8.500 6T | 9.600 6 | 55.000 6 |
| 7 | 501 | Logan Timmons | FGTC | 8.200 9T | 9.200 6T | 9.900 4T | 8.400 9 | 8.500 6T | 9.700 4T | 53.900 7 |
| 8 | 526 | Christian Diaz | Universal FL | 9.100 4 | 9.000 8T | 9.900 4T | 8.200 10 | 8.100 8 | 9.200 7T | 53.500 8 |
| 9 | 506 | Russell Reed | Harbor City | 8.600 8 | 8.700 10 | 8.400 10 | 8.800 5 | 7.700 10 | 8.600 9 | 50.800 9 |
| 10 | 503 | Niko Halivelakis | Gold Coast | 8.200 9T | 9.300 5 | 8.700 9 | 8.600 6 | 7.800 9 | 7.400 10 | 50.000 10 |

2019 Touchdown Invite

Team Results







Jan 12, 2019

Page: 1

Printed: 1/12/2019 2:50:57 PM

Men / 51 / All Ages







Session: 2

| Rank | Gym | Team | Score |  |  |  |  |  |  |
|------|-------------------|------|---------|---|--|---|---|---|---|
| 1 | North Florida Jax | 51 | 178.500 | 29.000 2 | 29.700 3 | 31.500 2 | 27.500 1 | 29.700 1T | 31.100 1 |
| 2 | Universal FL | 51 | 177.500 | 28.300 3 | 30.100 2 | 31.700 1 | 27.300 2 | 29.700 1T | 30.400 2 |
| 3 | Park Avenue | 51 | 169.900 | 30.300 1 | 30.200 1 | 28.400 3 | 27.000 3 | 25.800 3 | 28.200 3 |
| 4 | Harbor City | 51 | 162.000 | 26.800 4 | 28.700 4 | 27.900 4 | 26.200 4 | 25.500 4 | 26.900 4 |
| 5 | TAG USA | 51 | 151.700 | 25.600 5 | 25.600 5 | 27.100 5 | 26.100 5 | 23.200 5 | 24.100 5 |

2019 Touchdown Invite

Meet Results







Jan 12, 2019

| Rank | Num | Name | Gym |  |  |  |  |  |  | AA |
|------|-----|-----------------------|-------------------|---|---|--|---|---|---|--------------|
| 1 | 561 | Gleb Pavlov | Gymnastics Du Sol | 8.600 3 | 9.100 1 | 9.300 1 | 8.600 5T | 8.100 3 | 8.600 3T | 52.300 1 |
| 2T | 559 | Andres Winterman | Gymnastics Du Sol | 7.800 7 | 9.000 2 | 8.800 2 | 9.100 2 | 8.200 2 | 9.100 1 | 52.000 2T |
| 2T | 570 | Andre DiGiammarco | South Miami | 9.000 1 | 8.800 4 | 8.300 4T | 8.700 4 | 8.500 1 | 8.700 2 | 52.000 2T |
| 4 | 572 | Ernesto Osio | South Miami | 8.400 4 | 8.700 5 | 8.200 6 | 8.600 5T | 6.900 7 | 8.600 3T | 49.400 4 |
| 5 | 557 | Alex Michan-Fernandez | Gold Coast | 8.200 5 | 8.900 3 | 8.300 4T | 8.300 8 | 7.700 5 | 7.600 8 | 49.000 5 |
| 6 | 571 | Bodhi Young | South Miami | 8.700 2 | 8.300 6 | 8.100 7 | 8.800 3 | 6.600 8 | 8.300 5 | 48.800 6 |
| 7 | 562 | Jake Ashcraft | Gymnastics Du Sol | 8.000 6 | 8.100 7 | 7.200 9 | 8.600 5T | 7.900 4 | 8.100 6 | 47.900 7 |
| 8 | 556 | Daniel Reardon | Gold Coast | 7.700 8 | 5.900 8 | 8.500 3 | 9.300 1 | 7.000 6 | 7.800 7 | 46.200 8 |
| 9 | 575 | Matias Feddes | TAG USA | 7.500 9 | 4.700 9 | 7.900 8 | 8.000 9 | 6.200 9 | 7.300 9 | 41.600 9 |

2019 Touchdown Invite

Meet Results







Jan 12, 2019

| Rank | Num | Name | Gym |  |  |  |  |  |  | AA |
|------|-----|-----------------|---------------------|---|---|--|---|---|---|--------------|
| 1 | 581 | Will Sheyda | Tumblebees Jupiter | 8.700 3 | 9.300 2 | 9.100 2 | 8.600 5 | 7.900 3 | 9.100 1 | 52.700 1 |
| 2 | 564 | Nathan Valk | Gymnastics Du Sol | 8.900 1 | 8.700 6 | 8.400 5T | 8.700 4 | 8.000 2 | 8.800 2 | 51.500 2 |
| 3 | 577 | Andrew Stein | Tumblebees Jupiter | 8.800 2 | 7.400 9 | 8.800 4 | 9.500 1 | 7.800 4 | 8.200 4T | 50.500 3 |
| 4 | 566 | Evan Bradfield | Islands YMCA | 8.000 6 | 8.800 5 | 8.400 5T | 8.900 2 | 8.100 1 | 8.200 4T | 50.400 4 |
| 5 | 578 | Caden O'Brien | Tumblebees Jupiter | 8.200 5 | 9.000 3 | 9.200 1 | 8.000 9T | 7.300 6 | 8.200 4T | 49.900 5 |
| 6 | 552 | Oliver Kurtz | Bayside - FL | 7.800 7 | 9.500 1 | 8.900 3 | 8.800 3 | 6.600 8T | 7.700 8T | 49.300 6 |
| 7 | 560 | Giordano Pernas | Gymnastics Du Sol | 8.600 4 | 8.500 7 | 7.800 8 | 8.400 6 | 7.700 5 | 8.100 7 | 49.100 7 |
| 8 | 550 | Aiden Donald | Bayside - FL | 7.100 9 | 8.900 4 | 7.600 9 | 8.100 7T | 6.900 7 | 8.600 3 | 47.200 8 |
| 9 | 553 | Ethan Borjas | Elite Gymnastics FL | 7.700 8 | 7.700 8 | 7.000 10 | 8.100 7T | 6.200 10 | 7.700 8T | 44.400 9 |
| 10 | 563 | Lucas Taylor | Gymnastics Du Sol | 6.700 10 | 5.800 10 | 7.900 7 | 8.000 9T | 6.600 8T | 6.600 10 | 41.600 10 |

2019 Touchdown Invite

Meet Results

Jan 12, 2019







| Rank | Num | Name | Gym |  |  |  |  |  |  | AA |
|------|-----|-------------------------|---------------------|---|---|--|---|---|---|--------------|
| 1 | 567 | Owen Zauke | North Florida Jax | 8.800 1 | 9.300 1T | 9.100 1 | 7.900 8 | 8.700 1 | 8.600 4 | 52.400 1 |
| 2 | 573 | Leandro Ospino | South Miami | 8.400 2 | 8.700 4 | 8.900 2 | 9.100 2 | 7.800 3 | 8.800 3 | 51.700 2 |
| 3 | 554 | Gabriel Cano | Elite Gymnastics FL | 8.300 3 | 9.000 3 | 8.600 4 | 8.900 4 | 7.700 4T | 8.900 1T | 51.400 3 |
| 4 | 568 | Gabriel Gonzalez Marino | Nova Gymnastics FL | 8.200 4 | 9.300 1T | 8.700 3 | 9.300 1 | 7.700 4T | 7.800 6 | 51.000 4 |
| 5 | 558 | Jacob Bass | Gold Coast | 7.500 6T | 7.200 7 | 8.500 5 | 7.800 9 | 8.100 2 | 8.900 1T | 48.000 5 |
| 6 | 555 | Diego De Sousa | Elite Gymnastics FL | 7.700 5 | 8.600 5 | 8.000 8 | 9.000 3 | 5.800 10 | 8.500 5 | 47.600 6 |
| 7 | 551 | Jacob Smith | Bayside - FL | 7.300 8T | 6.500 8T | 8.200 7 | 8.800 5 | 7.400 6 | 7.500 8 | 45.700 7 |
| 8 | 579 | Jake Webster | Tumblebees Jupiter | 7.500 6T | 7.700 6 | 8.400 6 | 7.600 10 | 6.900 7T | 7.200 9 | 45.300 8 |
| 9 | 569 | Logan Mualem | Nova Gymnastics FL | 7.200 10 | 6.500 8T | 7.400 9 | 8.700 6 | 6.900 7T | 7.600 7 | 44.300 9 |
| 10 | 576 | Ricky Oriol | TAG USA | 7.300 8T | 4.500 10 | 5.200 10 | 8.300 7 | 6.300 9 | 3.000 10 | 34.600 10 |

2019 Touchdown Invite

Team Results

Jan 12, 2019

Page: 1
 Printed: 1/12/2019 2:50:59 PM
 Men / 52 / All Ages
 Session: 2

| Rank | Gym | Team | Score |  |  |  |  |  |  |
|------|---------------------|------|---------|---|--|---|---|---|---|
| 1 | South Miami | 52 | 153.600 | 26.100 1 | 26.200 1 | 25.400 2 | 26.600 1 | 23.200 1 | 26.100 1 |
| 2 | Tumblebees Jupiter | 52 | 153.400 | 25.700 2 | 26.000 2 | 27.100 1 | 26.100 2 | 23.000 2 | 25.500 2 |
| 3 | Elite Gymnastics FL | 52 | 143.400 | 23.700 3 | 25.300 3 | 23.600 5 | 26.000 3 | 19.700 5 | 25.100 3 |
| 4 | Gold Coast | 52 | 143.200 | 23.400 4 | 22.000 5 | 25.300 3 | 25.400 5 | 22.800 3 | 24.300 4 |
| 5 | Bayside - FL | 52 | 142.200 | 22.200 5 | 24.900 4 | 24.700 4 | 25.700 4 | 20.900 4 | 23.800 5 |