

# 2018 Touchdown Invite

## Meet Results







Feb 3-4, 2018

Page: 1  
Printed: 2/4/2018 8:41:18 AM

Men / 8 / L8\_Grp1

Session: 4

Judge's Signatures

Rank	Num	Name	Gym							AA
1	8011	Benjamin Aguilar	Park Avenue	13.200 1	12.900 1	12.400 1	11.400 1T	11.700 2	11.600 1	73.200 1
2	8007	Bryan Holst	Integrity Athletics	12.100 2T	12.300 3	11.900 2	11.400 1T	11.800 1	10.400 5	69.900 2
3	8005	Marco Vidal	Gold Coast	11.400 7	12.700 2	11.300 5	11.000 7	11.000 3T	11.100 2	68.500 3
4	8013	Liam Gilberd	Park Avenue	12.000 4	12.200 4	11.700 4	11.100 4T	10.400 5	10.900 4	68.300 4
5	8012	Chase Graziadei	Park Avenue	12.100 2T	11.700 5	11.800 3	11.300 3	10.300 6	11.000 3	68.200 5
6	8010	Luke Melnick	Integrity Athletics	11.700 5T	9.700 8	10.600 7	11.100 4T	11.000 3T	9.300 8	63.400 6
7	8017	Presten Augustin	Tumblebees Jupiter	11.700 5T	10.400 7	11.100 6	11.100 4T	9.300 7	9.600 6T	63.200 7
8	8009	Gavin Casper	Integrity Athletics	10.900 8	11.100 6	10.400 8	10.600 8	9.200 8	9.600 6T	61.800 8

# 2018 Touchdown Invite

## Meet Results

Feb 3-4, 2018







Page: 1

Printed: 2/4/2018 8:41:20 AM

Men / 8 / L8\_Grp2

Session: 4

Judge's Signatures

Rank	Num	Name	Gym							AA
1	8003	Luis Diaz	FGTC	12.600 1	11.800 1	11.300 3	11.200 4T	12.500 1	11.900 1	71.300 1
2T	7101	Justo Cruz	FGTC	10.500 9	9.200 8	11.800 1T	12.100 1	12.200 2	10.500 3	66.300 2T
2T	8001	Carson Sleeman	FGTC	11.200 5	11.300 3	11.200 4	11.600 2	10.800 4	10.200 4	66.300 2T
4	8008	Christian Pomeroy	Integrity Athletics	11.300 4	11.700 2	10.700 6	11.000 6	10.200 6	10.700 2	65.600 4
5	8000	Carlos Juarez-Pong	FGTC	11.900 2	11.200 4	10.900 5	11.200 4T	10.400 5	9.100 7	64.700 5
6	8016	Jesse Goncalves	Tumblebees Jupiter	10.900 7	10.200 6	11.800 1T	10.500 8	10.900 3	9.000 8	63.300 6
7	8006	Braxton Upp	Integrity Athletics	11.100 6	11.000 5	10.000 9	11.500 3	9.100 9	10.000 5	62.700 7
8	8015	Omri Coates	TAG USA	11.800 3	10.000 7	10.100 8	10.600 7	10.100 7	9.900 6	62.500 8
9	8014	Alec Hategan	TAG USA	10.800 8	0.000 9	10.500 7	10.400 9	9.300 8	8.300 9	49.300 9

# 2018 Touchdown Invite

## Team Results







Feb 3-4, 2018

Page: 1

Printed: 2/4/2018 8:41:25 AM

Men / 8 / All Ages

Session: 4

Rank	Gym	Team	Score						
1	Park Avenue	8	209.700	37.300 1	36.800 1	35.900 1	33.800 3	32.400 3	33.500 1
2	FGTC	8	207.300	35.700 2	34.300 3	34.300 2	34.900 1	35.500 1	32.600 2
3	Integrity Athletics	8	201.500	35.100 3	35.100 2	33.200 3	34.000 2	33.000 2	31.100 3

# 2018 Touchdown Invite

## Meet Results

Feb 3-4, 2018







Page: 1

Printed: 2/4/2018 8:40:29 AM

Men / 9 / L9\_ALL

Session: 4

Judge's Signatures

Rank	Num	Name	Gym							AA
1	9000	Toren Wood	FGTC	12.900 1	10.800 5	11.400 2	12.000 2	12.200 3	11.400 3	70.700 1
2	9002	Carter Beck	Integrity Athletics	12.000 4T	12.200 1	11.100 4T	11.800 3	11.500 5	11.000 5T	69.600 2
3	9012	Max Rubin	TAG USA	12.300 2	9.300 11	11.200 3	10.800 7T	12.500 2	11.500 1T	67.600 3
4	9004	Mason Michels	Integrity Athletics	11.400 10	12.100 2	10.700 8	11.000 5T	11.100 8	10.800 7	67.100 4
5	9005	Noah Wilbur	Integrity Athletics	11.700 7T	10.400 6	10.600 9T	12.100 1	11.700 4	9.600 12	66.100 5
6	9009	Hunter Shafer	TAG USA	11.700 7T	10.100 7T	10.900 7	11.400 4	11.300 6T	9.900 10	65.300 6
7	9010	Jayden Delgado	TAG USA	11.900 6	10.100 7T	10.600 9T	10.700 9	10.700 9	10.600 8	64.600 7
8	9007	Xavier Wisniewski	Integrity Athletics	11.100 11	11.200 4	10.400 11	10.100 10	10.100 12	11.000 5T	63.900 8
9T	9011	Matias Silva	TAG USA	12.000 4T	9.800 9T	11.100 4*	10.800 7T	10.200 11	9.800 11	63.700 9T
9T	9003	Ethan Sipos	Integrity Athletics	11.600 9	8.200 12	11.100 4*	11.000 5T	10.300 10	11.500 1T	63.700 9T
11	9001	Thomas Dowling	Gold Coast	12.100 3	11.700 3	12.600 1	1.000 11	12.700 1	10.000 9	60.100 11
12	9006	Thaddeus Poppaw	Integrity Athletics	0.000 12	9.800 9T	9.600 12	0.000 12	11.300 6T	11.300 4	42.000 12







# 2018 Touchdown Invite

## Team Results

Feb 3-4, 2018

Page: 1  
Printed: 2/4/2018 8:41:26 AM







Men / 9 / L9\_ALL  
Session: 4

Rank	Gym	Team	Score						
1	Integrity Athletics	9	206.900	35.300 2	35.500 1	32.900 2	34.900 1	34.500 1T	33.800 1
2	TAG USA	9	198.900	36.200 1	30.000 2	33.200 1	33.000 2	34.500 1T	32.000 2

# 2018 Touchdown Invite

## Meet Results







Feb 3-4, 2018

Rank	Num	Name	Gym							AA
1	1001	Steven Hart	FGTC	12.200 6	12.500 2	12.900 2	12.800 4	12.900 1	12.100 3	75.400 1
2	1011	William Gomez	Park Avenue	14.200 1	11.800 6T	12.000 3T	12.500 5T	12.100 9T	12.500 1	75.100 2
3	1000	Oscar Gonzalez	FGTC	12.600 3	11.900 5	13.200 1	12.500 5T	12.300 3T	11.300 6	73.800 3
4	1013	Austin Brattli	TAG USA	11.900 7	12.600 1	11.800 6	11.200 12	12.100 9T	12.400 2	72.000 4
5	1015	Caleb Sloop	TAG USA	11.500 9	12.300 3T	11.900 5	12.200 8	12.300 3T	11.100 8	71.300 5
6T	1004	Harrison Andary	Integrity Athletics	13.200 2	9.800 14	11.600 8	13.500 1	12.300 3T	10.000 14	70.400 6T
6T	1010	Tyler Flowers	Park Avenue	12.500 4	11.600 8	10.500 10T	12.400 7	12.200 7T	11.200 7	70.400 6T
8	1012	Aidan Hauptmeier	TAG USA	11.300 11	12.300 3T	12.000 3T	10.900 13	12.700 2	10.700 10T	69.900 8
9	1006	Luke Knapke	Integrity Athletics	11.700 8	10.600 12	11.700 7	13.000 3	12.300 3T	10.200 13	69.500 9
10	1009	Franco Peirano	Park Avenue	12.400 5	10.700 11	8.700 15	13.200 2	12.000 11	11.700 4	68.700 10
11	1007	Michael Quick	Integrity Athletics	11.400 10	10.900 9T	11.500 9	12.000 9	11.600 13	10.700 10T	68.100 11
12	1014	Benjamin Valdez	TAG USA	10.600 13T	11.800 6T	9.800 13T	11.700 10	12.200 7T	11.500 5	67.600 12
13	1002	David Nault	Gold Coast	10.900 12	10.900 9T	9.800 13T	11.500 11	11.800 12	11.000 9	65.900 13
14	1003	Avery Rennick	Integrity Athletics	10.600 13T	10.000 13	10.500 10T	10.200 14	10.900 14	10.300 12	62.500 14
15	1017	Jake Hynes	TAG USA	0.000 15	8.800 15	10.300 12	0.000 15	9.900 15	9.900 15	38.900 15

# 2018 Touchdown Invite

## Team Results







Feb 3-4, 2018

Rank	Gym	Team	Score						
1	TAG USA	10	214.900	34.700 3	37.200 1	35.700 1	35.100 3	37.200 1	35.000 2
2	Park Avenue	10	214.200	39.100 1	34.100 2	31.200 3	38.100 2	36.300 2	35.400 1
3	Integrity Athletics	10	208.500	36.300 2	31.500 3	34.800 2	38.500 1	36.200 3	31.200 3

# 2018 Touchdown Invite

## Meet Results

Feb 3-4, 2018







Rank	Num	Name	Gym							AA
1	102	Nathan Lang	Integrity Athletics	11.500 1	10.600 2	11.500 1T	11.000 1	10.500 2	10.100 3	65.200 1
2	104	Matias Dizeo	Park Avenue	11.200 2T	9.800 4	11.100 4	10.700 2	10.300 3	9.600 4	62.700 2
3	100	Marco Pena	FGTC	11.000 4	11.000 1	9.900 6	10.400 4	9.200 5	10.700 1	62.200 3
4	200	Sean Noble	Harbor City	11.200 2T	9.300 6	11.500 1T	8.900 6	11.200 1	9.300 5	61.400 4
5	6117	Andrew Jenkins	Park Avenue	10.700 6	9.500 5	11.500 1T	10.600 3	7.900 6	10.600 2	60.800 5
6	101	Jade Julien	Integrity Athletics	10.900 5	10.400 3	10.300 5	10.100 5	10.200 4	0.000 6	51.900 6



# 2018 Touchdown Invite

## Meet Results

Feb 3-4, 2018

Rank	Num	Name	Gym							AA
1	201	Jakob Strunk	Gym Revolution FL	8.600 2	7.800 1	9.200 1	10.100 2	9.800 1	9.200 1	54.700 1
2	105	Quade Goeken	Gym Revolution FL	8.900 1	6.300 2	0.000 2	10.400 1	9.400 2	8.900 2	43.900 2