

# 2018 Touchdown Invite

## Meet Results

Feb 3-4, 2018







Page: 1

Printed: 2/3/2018 4:45:25 PM

Men / 61 / L6D1\_Grp1

Session: 3







Judge's Signatures

Rank	Num	Name	Gym							AA
1	6102	Marco Ortiz	FGTC	9.600 3T	9.100 8T	9.500 3T	8.600 1T	10.200 3	10.000 1	57.000 1
2	6105	Sean Dowling	Gold Coast	8.600 7	11.000 1	9.800 2	8.000 9	10.400 1	8.700 3	56.500 2
3	6109	Jackson Wilson	Integrity Athletics	10.000 1	9.300 7	10.300 1	8.200 6T	9.700 5	8.600 4T	56.100 3
4	6103	Ricky Perez	FGTC	9.500 5T	10.600 2	8.600 8	7.600 12	9.500 6	8.400 7	54.200 4
5	6123	Alexander Santiesteban	Universal FL	7.300 13	9.700 5	9.500 3T	8.300 4T	10.300 2	8.600 4T	53.700 5
6T	6112	Micah Richardson	Integrity Athletics	9.900 2	8.900 10	8.700 7	8.400 3	8.900 8*	8.600 4T	53.400 6T
6T	6122	Michael Renda	Tumblebees Jupiter	9.500 5T	9.100 8T	8.900 6	7.900 10	8.900 8*	9.100 2	53.400 6T
8	6107	Dominic Hetzel	Integrity Athletics	8.300 9	10.100 4	7.900 10T	8.200 6T	9.400 7	7.100 12	51.000 8
9T	6115	Shomnath Garg	Integrity Athletics	7.400 12	10.300 3	8.100 9	8.100 8	8.700 11T	7.000 13	49.600 9T
9T	6210	Gabriel Gonzalez	TAG USA	8.500 8	8.600 11T	9.200 5	8.600 1T	8.600 13	6.100 14	49.600 9T
11	6113	Peter Zink	Integrity Athletics	7.800 11	8.600 11T	7.800 12	8.300 4T	8.800 10	8.100 9	49.400 11
12	6209	Chane Cumbermack	TAG USA	9.600 3T	6.900 14	7.500 13T	6.800 13	9.800 4	7.700 10	48.300 12
13	6208	Bryan De Palma	TAG USA	7.900 10	8.300 13	7.500 13T	7.700 11	7.500 14	7.200 11	46.100 13
14	6110	Kingston McDowell	Integrity Athletics	0.000 14	9.600 6	7.900 10T	0.000 14	8.700 11T	8.200 8	34.400 14

# 2018 Touchdown Invite

## Meet Results







Feb 3-4, 2018

Rank	Num	Name	Gym							AA
1	6104	Ryan Cannings	FGTC	8.900 6T	10.000 3T	9.100 5	8.800 2T	10.600 1	10.100 1	57.500 1
2	6124	Daniel Fernandez	Universal FL	9.000 5	10.300 2	10.000 2	8.700 5T	9.500 4T	9.800 2	57.300 2
3	6101	Lukas Villa	FGTC	10.100 1	10.700 1	9.700 3	8.200 10T	9.500 4T	8.800 3	57.000 3
4	6125	Jorge Fonseca	Universal FL	8.400 10T	9.300 8T	10.300 1	8.800 2T	9.300 7T	8.200 8	54.300 4
5	6119	Abtin Bahrami	TNT Gymnastics FL	8.900 6T	8.500 12	8.700 7	9.000 1	9.800 2	8.700 4T	53.600 5
6	6100	Aidan Cherniavsky	FGTC	8.300 12	8.800 11	8.900 6	8.800 2T	9.700 3	8.500 7	53.000 6
7	6207	Blake Lorenzo	TAG USA	8.700 8T	9.600 6	7.700 12T	8.600 7T	9.200 9T	7.800 10T	51.600 7
8	6118	Jude Waring	Park Avenue	9.500 2	6.500 14	9.200 4	8.700 5T	8.900 12	8.700 4T	51.500 8
9T	6108	Garrett Will	Integrity Athletics	9.100 4	9.000 10	7.900 10	8.400 9	9.500 4T	7.500 12*	51.400 9T
9T	6106	Connor Mehrtens	Integrity Athletics	8.700 8T	9.300 8T	8.600 8	8.200 10T	9.100 11	7.500 12*	51.400 9T
11	6116	Trenton Moodispaugh	Integrity Athletics	9.300 3	9.900 5	7.800 11	8.600 7T	9.200 9T	5.900 14	50.700 11
12	6114	Prithvi Arun	Integrity Athletics	8.400 10T	10.000 3T	7.700 12T	7.800 13T	8.700 13	7.800 10T	50.400 12
13	6211	Logan Sicher	TAG USA	7.000 14	8.300 13	8.200 9	7.800 13T	9.300 7T	8.600 6	49.200 13
14	6111	Mac Fitzpatrick	Integrity Athletics	7.900 13	9.500 7	7.700 12T	8.000 12	7.500 14	8.100 9	48.700 14

# 2018 Touchdown Invite

## Team Results

Feb 3-4, 2018

Rank	Gym	Team	Score						
1	FGTC	61	174.400	29.200 1T	31.300 1	28.300 2	26.200 1	30.500 1	28.900 1
2	Integrity Athletics	61	166.600	29.200 1T	30.400 2	27.600 3	25.400 3	28.600 3	25.400 3
3	Universal FL	61	165.300	24.700 4	29.300 3	29.800 1	25.800 2	29.100 2	26.600 2
4	TAG USA	61	155.800	26.800 3	26.500 4	25.100 4	25.000 4	28.300 4	24.100 4

# 2018 Touchdown Invite

## Meet Results

Feb 3-4, 2018







Page: 1

Printed: 2/3/2018 4:45:30 PM

Men / 62 / L6D2\_ALL

Session: 3

Judge's Signatures

Rank	Num	Name	Gym							AA
1	6204	Matthew Maykut	Park Avenue	8.900 1	8.800 3	6.400 7	8.600 2T	8.900 1	8.100 2T	49.700 1
2	6206	Tristan Courta	Park Avenue	7.800 3	9.200 1	8.200 1	7.600 7T	8.200 3	8.100 2T	49.100 2
3	6201	Jeremy Goldberg	Flip City	7.200 4	8.300 6	7.600 3	8.000 5	7.900 4T	8.700 1	47.700 3
4	6215	Jaedyn Copeland	Tumblebees Jupiter	8.000 2	8.700 4	6.600 5T	8.300 4	7.900 4T	8.000 4	47.500 4
5	6200	Benny Stanford	Bayside - FL	7.100 5	8.900 2	7.000 4	8.600 2T	8.600 2	7.100 7	47.300 5
6	6214	Christopher Sigman	Tumblebees Jupiter	6.500 6	8.400 5	8.100 2	7.900 6	6.700 7	7.900 5T	45.500 6
7	6202	Joey Fishman	Flip City	6.400 7	6.700 7	6.200 8	9.000 1	7.500 6	7.900 5T	43.700 7
8	6212	Pedro Rosario-Breban	TAG USA	5.200 8	4.900 8	6.600 5T	7.600 7T	6.200 8	6.600 8	37.100 8

# 2018 Touchdown Invite

## Meet Results

Feb 3-4, 2018







Page: 1

Printed: 2/3/2018 4:45:31 PM

Men / 71 / L7D1\_ALL

Session: 3







Judge's Signatures

Rank	Num	Name	Gym							AA
1	7100	Joshua Acuna	FGTC	10.700 1	10.800 2	9.300 7	9.000 1	10.400 1	9.000 4	59.200 1
2	7111	Zachary McKenna	Tumblebees Jupiter	10.300 2T	8.700 8T	10.200 1	8.600 3	9.600 3	10.400 1	57.800 2
3	7110	Mason Imse	Tumblebees Jupiter	9.600 6	8.900 7	9.700 5	8.400 5	10.100 2	10.100 3	56.800 3
4	7103	Riley Santamaria	FGTC	10.300 2T	10.200 3T	8.200 11	8.500 4	8.400 8	10.200 2	55.800 4
5	7108	Aaron Kitchman	Park Avenue	9.100 7	11.200 1	9.900 2T	7.800 10	8.200 9	8.100 6	54.300 5
6	7109	Bruno Peirano	Park Avenue	10.100 4	9.200 6	9.900 2T	8.800 2	8.100 10	7.200 8	53.300 6
7	7102	Nicolas Juarez-Pong	FGTC	9.800 5	7.000 11	9.800 4	8.200 6T	9.200 5	8.200 5	52.200 7
8	7106	Nicholas Stahl	Integrity Athletics	9.000 8	9.900 5	9.500 6	8.000 8	9.000 6T	5.000 10	50.400 8
9	7104	Ryan Nowatski	FGTC	6.700 10	8.300 10	8.600 10	7.900 9	9.500 4	6.200 9	47.200 9
10	7105	Canon Fleming	Harbor City	0.000 11	8.700 8T	9.000 8	8.200 6T	9.000 6T	7.800 7	42.700 10
11	7107	Rex Kenyon	Integrity Athletics	7.500 9	10.200 3T	8.800 9	6.500 11	7.500 11	0.000 11	40.500 11

# 2018 Touchdown Invite

## Team Results







Feb 3-4, 2018

Rank	Gym	Team	Score						
1	FGTC	71	170.000	30.800 1	29.300 1	27.700 1	25.700 1	29.100 1	27.400 1

# 2018 Touchdown Invite

## Meet Results







Feb 3-4, 2018

Rank	Num	Name	Gym							AA
1	7200	Austin Rojas	Gold Coast	8.100 2	8.600 2	8.800 1	7.700 3	8.800 1	7.300 1	49.300 1
2	7203	Carson Canicatti	Harbor City	8.600 1	8.700 1	7.600 3	8.000 2	8.000 2	5.800 4	46.700 2
3	7202	Kit Breakwell	Gold Coast	7.500 3	7.200 3	8.200 2	8.600 1	7.500 3	6.500 2	45.500 3
4	7201	Carson Wheeler	Gold Coast	7.400 4	7.100 4	5.800 4	7.400 4	6.100 4	5.900 3	39.700 4

# 2018 Touchdown Invite

## Team Results

Feb 3-4, 2018

Rank	Gym	Team	Score						
1	Gold Coast	72	134.500	23.000 1	22.900 1	22.800 1	23.700 1	22.400 1	19.700 1