







# 2018 Touchdown Invite

## Meet Results







Feb 3-4, 2018

Rank	Num	Name	Gym							AA
1	5106	John Witte	Flip City	10.400 3	10.600 1	9.800 5	9.000 3	9.700 4T	10.400 1	59.900 1
2	5118	Santiago Veloz	Tumblebees Jupiter	9.500 5T	10.100 3T	10.200 1T	9.200 1	9.700 4T	9.300 3	58.000 2
3	5114	Christopher McDonald	Park Avenue	10.900 1	10.200 2	9.600 6T	8.900 4T	9.500 6T	8.600 6	57.700 3
4	5102	Joshua Nunez	FGTC	9.400 7	10.100 3T	10.200 1T	8.700 7	10.000 2	9.200 4T	57.600 4
5	5119	Dylan Tosta	Universal FL	10.200 4	9.200 8	9.900 3T	8.600 8	9.900 3	9.400 2	57.200 5
6	5105	Samuel Bosque	FGTC	8.300 10	10.000 5	9.900 3T	9.100 2	10.300 1	9.200 4T	56.800 6
7	5108	Valentino Ramos	Gymnastics DuSol	10.500 2	9.400 6T	9.200 9	8.800 6	9.100 8	7.800 9	54.800 7
8T	5120	Thiago Tosta	Universal FL	9.500 5T	7.700 10	9.600 6T	8.200 10	9.500 6T	8.500 7T	53.000 8T
8T	5116	Brody Berger	South Miami	9.200 8	9.400 6T	9.100 10	8.900 4T	8.900 9	7.500 10	53.000 8T
10	5117	Ricardo Watson	South Miami	8.900 9	9.100 9	9.300 8	8.400 9	8.700 10	8.500 7T	52.900 10

# 2018 Touchdown Invite

## Meet Results







Feb 3-4, 2018

Rank	Num	Name	Gym							AA
1	5113	Zack Dehaan	Harbor City	10.800 1	10.400 4	9.700 7T	8.900 3T	10.200 1T	10.200 1	60.200 1
2	5115	Evan Aube	Park Avenue	10.000 3T	9.600 8T	10.400 3	9.200 1	9.600 6	9.600 2T	58.400 2
3	5110	Malachi Hensley	Harbor City	10.000 3T	10.600 3	10.600 1	8.900 3T	10.000 4	8.000 10	58.100 3
4	5101	Elijah Perez	FGTC	9.000 6	11.000 1	10.500 2	8.500 6	10.100 3	8.800 5	57.900 4
5	5109	Dillon Gutowski	Harbor City	10.200 2	9.600 8T	9.800 5T	9.000 2	9.100 9	9.600 2T	57.300 5
6	5104	Maxwell Buono	FGTC	8.200 7	10.100 5T	9.800 5T	8.800 5	9.900 5	9.000 4	55.800 6
7	5100	Christopher Ramos	FGTC	7.800 9	10.800 2	9.700 7T	8.300 9T	10.200 1T	8.100 8T	54.900 7
8	5111	Micheal Johnson	Harbor City	9.700 5	10.100 5T	8.600 10	8.400 7T	9.200 8	8.700 6	54.700 8
9	5103	Logan Timmons	FGTC	7.900 8	9.900 7	9.300 9	8.300 9T	9.400 7	8.100 8T	52.900 9
10	5107	Brody Smith	Gold Coast	7.400 10	8.700 10	10.000 4	8.400 7T	8.500 10	8.500 7	51.500 10

# 2018 Touchdown Invite

## Team Results

Feb 3-4, 2018

Rank	Gym	Team	Score						
1	Harbor City	51	176.900	31.000 1	31.100 2	30.100 2	26.800 1	29.400 2	28.500 1
2	FGTC	51	173.800	26.700 2	31.900 1	30.600 1	26.600 2	30.600 1	27.400 2

# 2018 Touchdown Invite

## Meet Results

Feb 3-4, 2018







Page: 1

Printed: 2/3/2018 1:25:24 PM

Men / 52 / L5D2\_Grp1

Session: 2







Judge's Signatures

Rank	Num	Name	Gym							AA
1	5219	Mikaeel Alibaig	TAG USA	8.600 2	9.100 1T	9.300 1	9.100 1	9.100 1T	8.300 1	53.500 1
2	5206	Nathaniel Valk	Gymnastics DuSol	8.300 3T	8.900 5	9.200 2	8.500 4T	9.100 1T	8.000 2	52.000 2
3	5207	Andre DiGiammarco	South Miami	8.800 1	9.100 1T	8.300 6	8.500 4T	7.800 6T	7.300 5	49.800 3
4	5208	Leandro Ospina	South Miami	8.300 3T	9.000 3T	8.400 5	8.300 6	7.900 5	6.800 7	48.700 4
5T	5205	Giordano Pernas	Gymnastics DuSol	8.200 5	8.500 7	8.000 10	8.600 2T	7.700 8	7.100 6	48.100 5T
5T	5228	Caden O'Brien	Tumblebees Jupiter	7.700 7	8.300 8	8.200 7T	8.100 7T	8.000 4	7.800 3	48.100 5T
7	5214	Joseph Marquez	TAG USA	7.200 8T	7.500 11	8.700 3	8.100 7T	8.700 3	7.700 4	47.900 7
8	5212	Felix Oriol	TAG USA	8.000 6	8.700 6	8.600 4	7.800 11	7.600 9	6.700 8	47.400 8
9	5230	Reuben van der Wal	Tumblebees Jupiter	6.700 13	9.000 3T	8.100 9	8.600 2T	7.200 10T	6.600 9T	46.200 9
10	5204	Elan Beker	Gymnastics DuSol	7.100 10	8.000 10	8.200 7T	8.100 7T	7.800 6T	6.600 9T	45.800 10
11	5202	Lucas Ramos	Gold Coast	7.200 8T	8.200 9	7.700 11	7.700 12	7.200 10T	5.600 13	43.600 11
12	5217	Logan Mualem	TAG USA	6.800 12	5.300 14	7.400 12T	8.100 7T	7.100 12	6.100 11	40.800 12
13	5229	Jacob Webster	Tumblebees Jupiter	6.900 11	6.000 13	7.400 12T	7.000 13	7.000 13	5.200 14	39.500 13
14	5218	Lucas Covre	TAG USA	6.400 14	6.400 12	7.100 14	6.900 14	6.700 14	5.700 12	39.200 14

# 2018 Touchdown Invite

## Meet Results







Feb 3-4, 2018

Rank	Num	Name	Gym							AA
1	9013	Kevin Andricain	TAG USA	9.000 2	9.300 1	9.000 2	8.900 2T	9.000 1	7.800 3T	53.000 1
2	5223	Zachary Shecter	TAG USA	9.100 1	9.100 3	8.400 6T	8.500 6	8.600 2T	8.000 1T	51.700 2
3	5200	Lucas Perkins	Flip City	8.900 3	8.900 7T	8.400 6T	8.900 2T	7.800 9T	7.800 3T	50.700 3
4	5213	Gabriel Gonzalez	TAG USA	8.400 4	9.200 2	8.400 6T	8.300 8T	8.100 5	7.300 7	49.700 4
5	5226	Ethan Diachun	TNT Gymnastics FL	7.700 7	9.000 4T	9.200 1	7.800 15	7.800 9T	8.000 1T	49.500 5
6	5210	Chase LeMieux	TAG USA	7.900 5	8.500 11	8.000 11T	8.800 4	8.600 2T	7.000 9T	48.800 6
7	5222	Taylor LeMieux	TAG USA	6.900 8T	9.000 4T	8.500 5	8.200 10T	8.000 6T	7.700 5	48.300 7
8	5221	Sakima Coradin	TAG USA	7.800 6	8.100 12	8.200 9T	8.700 5	7.600 11T	7.600 6	48.000 8
9	5220	Niko Desravins	TAG USA	6.800 10	8.900 7T	8.600 4	8.200 10T	8.000 6T	7.100 8	47.600 9
10	9014	Max Jaffe	Flip City	6.100 12T	9.000 4T	8.000 11T	9.300 1	7.600 11T	7.000 9T	47.000 10
11	5227	Samuel Kostine	TNT Gymnastics FL	6.900 8T	7.600 13	8.800 3	8.300 8T	8.200 4	6.500 13T	46.300 11
12	5225	Daniel Kostine	TNT Gymnastics FL	6.000 14	8.600 10	8.200 9T	7.900 14	7.900 8	7.000 9T	45.600 12
13	5224	Vaikuntha "Sai" Comondoor	Gym Revolution FL	6.300 11	8.900 7T	7.900 13T	8.400 7	6.600 15	6.700 12	44.800 13
14	5203	Luis Castillo	Gold Coast	5.800 15	5.900 14T	7.600 15	8.100 12T	7.600 11T	6.500 13T	41.500 14
15	5211	Creighton Halsey	TAG USA	6.100 12T	5.900 14T	7.900 13T	8.100 12T	7.500 14	5.500 15	41.000 15

# 2018 Touchdown Invite

## Team Results

Feb 3-4, 2018

Rank	Gym	Team	Score						
1	TAG USA	52	159.000	26.700 1	27.600 1	27.000 1	26.800 1	26.800 1	24.100 1
2	TNT Gymnastics FL	52	141.400	20.600 2	25.200 2	26.200 2	24.000 2	23.900 2	21.500 2