







2018 Touchdown Invite

Meet Results

Feb 3-4, 2018







Page: 1
 Printed: 2/3/2018 11:43:19 AM
 Men / 41 / L4 D1_All
 Session: 1
 Judge's Signatures

Rank	Num	Name	Gym							AA
1	4104	Gleb Pavlov	Gymnastics DuSol	9.900 2	9.100 4T	10.200 2	9.000 4T	9.200 5	10.100 1	57.500 1
2	4107	Paul Barbee	Harbor City	10.200 1	9.100 4T	10.400 1	9.000 4T	8.800 7	9.400 3	56.900 2
3	4108	Paul Fisher	Harbor City	9.200 7T	10.300 1	9.900 4T	9.300 1T	8.000 8T	9.300 4	56.000 3
4	4118	Adrien Rapin-Smith	South Miami	9.500 3T	9.800 3	9.300 8T	8.600 7	9.300 3T	8.800 8	55.300 4
5T	4106	Isaac Vinke	Harbor City	9.000 9	10.100 2	9.500 7	8.400 9	9.300 3T	8.400 9	54.700 5T
5T	4124	Sergio Mejorado-Corral	Universal FL	9.400 5	7.800 7T	10.000 3	8.900 6	9.600 1	9.000 6T	54.700 5T
7	4122	Ioannis Pitsikas	Universal FL	9.500 3T	7.500 9	9.900 4T	8.500 8	9.400 2	9.500 2	54.300 7
8	4105	Ayden Jett	Harbor City	9.300 6	7.900 6	9.800 6	9.100 3	9.000 6	9.100 5	54.200 8
9	4109	Sean Wingate	Harbor City	9.200 7T	7.800 7T	9.300 8T	9.300 1T	8.000 8T	9.000 6T	52.600 9

2018 Touchdown Invite

Team Results

Feb 3-4, 2018







Rank	Gym	Team	Score						
1	Harbor City	41	170.900	28.700 1	29.500 1	30.100 1	27.700 1	27.100 1	27.800 1

2018 Touchdown Invite

Meet Results

Feb 3-4, 2018

Page: 1
 Printed: 2/3/2018 11:43:21 AM
 Men / 42 / L4D2_Grp1
 Session: 1
 Judge's Signatures







Rank	Num	Name	Gym							AA
1	4217	Jake Ashcraft	Gymnastics DuSol	8.700 1T	8.100 2T	9.200 1	9.100 1T	8.600 5	8.000 1	51.700 1
2	4232	Lorenzo Ospina	South Miami	8.700 1T	8.100 2T	8.700 2T	9.100 1T	9.000 1	7.000 5T	50.600 2
3	4237	Ryan Wehl	South Miami	8.700 1T	7.500 8	8.600 5	9.100 1T	7.900 9	6.500 8T	48.300 3
4	4202	Jonathan Alfaro	Bayside - FL	7.100 9	8.100 2T	8.200 7	9.100 1T	8.700 3T	6.900 7	48.100 4
5	4205	Nolan Kurtz	Bayside - FL	7.000 10	8.200 1	8.700 2T	8.700 6T	8.000 7T	7.200 4	47.800 5
6	4219	Brent Hosna	Harbor City	7.700 5	7.600 7	7.700 9T	7.900 9	8.700 3T	7.900 2	47.500 6
7	4226	Alexander Finsky	South Miami	7.500 7	7.200 9T	7.800 8	9.000 5	8.000 7T	7.700 3	47.200 7
8	4201	Jack Szabla	Bayside - FL	7.800 4	8.000 5	8.400 6	7.400 11	8.500 6	7.000 5T	47.100 8
9	4227	Bodhi Young	South Miami	7.200 8	7.800 6	8.700 2T	8.700 6T	7.800 10	6.000 10T	46.200 9
10	4220	Cameron Brown	Harbor City	7.600 6	7.200 9T	7.700 9T	7.800 10	8.900 2	6.500 8T	45.700 10
11	4230	Jahan Jayanetti	South Miami	6.000 11	7.000 11	7.700 9T	8.300 8	6.600 11	6.000 10T	41.600 11

2018 Touchdown Invite

Meet Results

Feb 3-4, 2018

Page: 1
 Printed: 2/3/2018 11:43:23 AM
 Men / 42 / L4D2_Grp2
 Session: 1
 Judge's Signatures







Rank	Num	Name	Gym							AA
1	4224	Jaden Haddock	Harbor City	8.700 4	9.000 1	8.600 1	8.800 3T	8.800 2	7.900 4	51.800 1
2	4252	Aaron Back	TNT Gymnastics FL	9.100 1	8.100 5	8.300 4T	8.400 7	8.200 7	8.300 1	50.400 2
3	4231	Jesse Manno	South Miami	8.800 2T	7.500 10	8.200 7	9.100 1	8.500 4T	8.000 2T	50.100 3
4	4223	Jacob Gleva	Harbor City	7.300 9T	8.300 3T	7.900 9	8.800 3T	8.600 3	8.000 2T	48.900 4
5	4234	Matthew Colsky	South Miami	8.400 5T	7.700 9	8.500 2T	8.200 9	8.500 4T	7.100 7T	48.400 5
6	4228	Conor Merry	South Miami	8.200 7	7.300 11	8.300 4T	8.600 5T	8.400 6	7.100 7T	47.900 6
7	4225	Tyler Underwood	Harbor City	7.300 9T	8.300 3T	8.500 2T	7.900 11	9.000 1	6.700 9	47.700 7
8T	4255	Zachary Reynolds	TNT Gymnastics FL	8.800 2T	7.900 7T	7.300 10	8.900 2	8.100 8	6.600 10	47.600 8T
8T	4207	Paul Stoici	Bayside - FL	6.800 11	8.400 2	8.100 8	8.600 5T	8.000 9	7.700 5	47.600 8T
10	4221	Dawson Gutowski	Harbor City	7.700 8	7.900 7T	8.300 4T	8.300 8	7.600 11	7.500 6	47.300 10
11	4216	Aleksandr Bredikn	Gymnastics DuSol	8.400 5T	8.000 6	6.900 11	8.100 10	7.700 10	5.700 11	44.800 11

2018 Touchdown Invite

Meet Results

Feb 3-4, 2018

Page: 1
 Printed: 2/3/2018 11:43:24 AM
 Men / 42 / L4D2_Grp3
 Session: 1
 Judge's Signatures







Rank	Num	Name	Gym							AA
1	4233	Matias Anez	South Miami	8.400 5	9.200 1	9.300 1T	9.400 1	9.100 2T	8.400 3	53.800 1
2	4253	Asher Dugan	TNT Gymnastics FL	8.500 3T	9.100 2	9.100 3	9.000 3T	9.100 2T	7.700 7	52.500 2
3	4256	Sami Herd	Tumblebees Jupiter	8.100 6T	7.700 9	9.300 1T	9.000 3T	9.200 1	8.500 2	51.800 3
4	4235	Merrit Sims	South Miami	8.800 2	8.800 3	8.900 4T	8.900 6	8.400 10	7.400 8T	51.200 4
5	4236	Nicolas Bello	South Miami	9.200 1	7.900 8	8.200 9	9.100 2	8.500 8T	8.200 4	51.100 5
6	4206	Oliver Kurtz	Bayside - FL	7.300 9	8.600 4	8.400 8	8.800 7	8.700 5	8.600 1	50.400 6
7	4218	Lucas Taylor	Gymnastics DuSol	8.100 6T	8.200 5T	8.900 4T	8.700 8T	8.500 8T	7.800 6	50.200 7
8	4200	Braden Stone	Bayside - FL	7.600 8	8.200 5T	8.900 4T	9.000 3T	8.600 6T	7.400 8T	49.700 8
9	4222	Evan Hirsch	Harbor City	8.500 3T	7.600 10	7.700 10	8.700 8T	8.900 4	8.000 5	49.400 9
10	4229	Diego Angel	South Miami	6.900 10	8.000 7	8.600 7	8.400 10T	8.600 6T	6.900 10	47.400 10
11	4204	MacGyver Carney	Bayside - FL	6.600 11	7.000 11	6.700 11	8.400 10T	8.100 11	6.500 11	43.300 11

2018 Touchdown Invite

Team Results

Feb 3-4, 2018

Page: 1
Printed: 2/3/2018 11:43:27 AM
Men / 42 / All Ages
Session: 1

Rank	Gym	Team	Score						
1	South Miami	42	158.700	26.800 1	26.100 1	26.900 1	27.600 1	26.700 1	24.600 1
2	Bayside - FL	42	150.500	22.700 2	25.200 2	26.000 2	26.900 2	26.000 2	23.700 2