





# Fright Invite 2017

## Meet Results

Oct 21-22, 2017

Page: 1  
 Printed: 10/21/2017 12:45:05 PM  
 Women / 2 / L2\_Group1  
 Session: 1  
 Judge's Signatures





Rank	Num	Name	Gym					AA
1	2033	Evangelina Mata	Tumblebees Miami	9.625 1	9.600 1	9.875 1	9.950 1T	39.050 1
2	2030	Rayssa Villar	Tumblebees Miami	9.425 3T	9.500 3	9.800 2	9.950 1T	38.675 2
3	2028	Mariana Galich	Tumblebees Miami	9.500 2	9.475 4	9.250 9T	9.775 4	38.000 3
4T	2027	Alexa Calvo	Tumblebees Miami	9.150 11	9.025 10	9.275 8	9.850 3	37.300 4T
4T	2046	Harleigh Cavell	Tumblebees Miami	9.425 3T	9.550 2	8.700 15	9.625 6	37.300 4T
4T	2056	Madisyn Parker	Park Avenue	9.400 5	9.400 5	9.150 12	9.350 8	37.300 4T
7	2031	Sienna Serrano-Vidal	Tumblebees Miami	8.600 16T	9.250 7	9.450 3	9.675 5	36.975 7
8	2038	Coleen Deglon	Park Avenue	9.200 9	9.150 9	9.325 7	9.150 10	36.825 8
9	2042	Kyra Bryant	Park Avenue	9.000 13	9.175 8	9.375 5	9.050 12T	36.600 9
10	2005	Emerson Perkey	Stars Gymnastics	9.375 6	8.075 17	9.400 4	9.525 7	36.375 10
11	2010	Olivia Rainey	Stars Gymnastics	9.175 10	8.600 13	9.350 6	9.125 11	36.250 11
12	2037	Isabella Bauer	Park Avenue	8.950 14T	8.800 11	9.200 11	9.250 9	36.200 12
13	2041	Mila Martinez	Park Avenue	9.325 7	9.375 6	8.400 17T	8.850 14	35.950 13
14	2039	Ariah Lewis	Park Avenue	9.250 8	8.750 12	9.250 9T	8.675 17	35.925 14
15	2040	Arielle Grasiani	Park Avenue	8.600 16T	8.450 14	9.025 13	8.750 15	34.825 15
16	2053	Riley Zelnick	Park Avenue	8.500 18	8.225 16	8.950 14	8.700 16	34.375 16
17	2013	Suri Parker	Stars Gymnastics	8.950 14T	7.725 18	8.600 16	9.050 12T	34.325 17
18	2052	Josie Wingett	Park Avenue	9.100 12	8.250 15	8.400 17T	8.350 18	34.100 18

# Fright Invite 2017

## Meet Results

Oct 21-22, 2017

Page: 1  
 Printed: 10/21/2017 12:45:07 PM  
 Women / 2 / L2\_Group 2  
 Session: 1  
 Judge's Signatures





Rank	Num	Name	Gym					AA
1	2029	Naia Urresti	Tumblebees Miami	9.600 1	9.700 1	9.700 3	9.925 1	38.925 1
2	2025	Janelle Yanes	Tumblebees Miami	9.550 2	9.575 3	9.775 1	9.900 2	38.800 2
3	2024	Jayde Marley	Tumblebees Miami	9.325 9	9.650 2	9.375 7	9.700 4	38.050 3
4	2023	Valerie Baez	Gravity Gymnastics	9.400 5T	9.200 9	9.725 2	9.650 5	37.975 4
5	2032	Tatiana Rojas	Tumblebees Miami	9.500 3	9.500 4	9.475 5	9.475 7	37.950 5
6	2003	Katie Loupin	Stars Gymnastics	9.400 5T	9.175 10T	9.350 8T	9.500 6	37.425 6
7	2035	Madison Martin	Tumblebees Miami	9.400 5T	9.350 5	9.350 8T	9.300 10	37.400 7
8	2026	Adrianna Ramirez-Vital	Tumblebees Miami	9.200 12	9.025 14	9.400 6	9.725 3	37.350 8
9	2054	Kennison Serlo	Park Avenue	9.375 8	9.250 7T	9.050 14T	9.125 14	36.800 9
10	2012	Kileigh Floto	Stars Gymnastics	9.475 4	9.100 12	9.050 14T	9.150 12T	36.775 10
11	2022	Pamela Chuy	Gravity Gymnastics	9.250 11	8.700 16	9.275 11	9.400 8T	36.625 11
12	2002	SOFIA FERREIRA	Academia Bodytech	9.150 13	9.250 7T	8.950 16	9.150 12T	36.500 12
13	2055	Rayya Mahabir	Park Avenue	8.550 18	9.275 6	9.500 4	8.925 16	36.250 13
14	2001	MANUELA PORTO	Academia Bodytech	8.900 15	9.175 10T	9.150 13	8.900 17T	36.125 14
15	2020	Emmalee Mesa	Gravity Gymnastics	8.850 16T	8.500 17	9.350 8T	9.250 11	35.950 15
16	2019	Sanjana Balla	Gravity Gymnastics	9.275 10	8.725 15	8.900 17	8.900 17T	35.800 16
17	2043	Brooklyn Ricker	Park Avenue	8.850 16T	9.050 13	8.875 18	9.000 15	35.775 17
18	2006	Sarah Dyson-Cersley	Stars Gymnastics	9.050 14	7.750 18	9.200 12	9.400 8T	35.400 18

# Fright Invite 2017

## Meet Results

Oct 21-22, 2017

Page: 1  
 Printed: 10/21/2017 12:45:09 PM  
 Women / 2 / L2\_Group 3  
 Session: 1  
 Judge's Signatures





Rank	Num	Name	Gym					AA
1	2036	Megan Martin	Tumblebees Miami	9.425 7	9.525 1	9.575 6	9.775 1	38.300 1
2	8005	Angelina Guerrero	Tumblebees Miami	9.350 8T	9.400 2	9.600 4T	9.650 5T	38.000 2
3	2051	Kurstyn Fernandez-Burgess	Nova - FL	9.350 8T	9.150 4	9.750 1	9.725 2	37.975 3
4	2014	Maya Mitchell	Stars Gymnastics	9.150 14T	9.125 5	9.650 2	9.525 9	37.450 4
5T	2016	Illiana Padilla	Gravity Gymnastics	9.475 3T	8.675 14	9.500 7T	9.700 3T	37.350 5T
5T	2018	Camila Portalatin	Gravity Gymnastics	9.200 12	8.875 10	9.625 3	9.650 5T	37.350 5T
7	8006	Valeria Del Valle	Tumblebees Miami	9.300 11	9.300 3	9.300 14T	9.425 14T	37.325 7
8	2011	Gwen Kersting	Stars Gymnastics	9.450 5T	9.000 8	9.425 9	9.425 14T	37.300 8
9	2049	Alaniss Albin	Nova - FL	9.450 5T	8.600 15T	9.600 4T	9.475 10T	37.125 9
10	2007	Giulia Cauccioli	Stars Gymnastics	9.475 3T	8.600 15T	9.325 13	9.625 8	37.025 10
11T	2008	Marler Verona	Stars Gymnastics	9.350 8T	8.850 11T	9.150 17	9.650 5T	37.000 11T
11T	3052	Kate Davies	Park Avenue	9.150 14T	9.075 6	9.500 7T	9.275 18	37.000 11T
13	2009	Daveyonna Samuels	Stars Gymnastics	9.500 2	8.500 17T	9.375 10	9.475 10T	36.850 13
14	2017	Gabriela Avila	Gravity Gymnastics	9.150 14T	8.725 13	9.300 14T	9.475 10T	36.650 14
15	2015	Kayla Agudelo	Gravity Gymnastics	9.175 13	8.925 9	9.000 19T	9.350 16	36.450 15
16	3044	Ariella Cohen	Park Avenue	8.875 17	9.050 7	9.350 11T	9.075 21	36.350 16
17	2034	Melanie Martin	Tumblebees Miami	9.575 1	7.650 21	9.250 16	9.700 3T	36.175 17
18T	2021	Amalea Roppo	Gravity Gymnastics	8.150 21	8.850 11T	9.350 11T	9.150 20	35.500 18T
18T	2045	Sydney Fernandez	On Your Toes	8.850 18	8.500 17T	8.850 21	9.300 17	35.500 18T
20	2048	Isabella Ojeda	Nova - FL	8.700 20	8.300 19	9.125 18	9.200 19	35.325 20
21	2004	Regina Perez	Stars Gymnastics	8.725 19	7.850 20	9.000 19T	9.450 13	35.025 21

# Fright Invite 2017

## Team Results

Oct 21-22, 2017

Page: 1  
Printed: 10/21/2017 12:45:11 PM  
Women / 2 / All Ages  
Session: 1

Rank	Gym	Team	Score				
1	Tumblebees Miami	2	117.025	28.800 1	28.950 1	29.450 1	29.825 1
2	Stars Gymnastics	2	113.125	28.450 2	27.400 3	28.475 3	28.800 3
3	Gravity Gymnastics	2	113.000	28.150 3	27.000 4	28.850 2	29.000 2
4	Park Avenue	2	112.100	28.100 4	28.050 2	28.200 4	27.750 4