

Fright Invite 2016

Meet Results





Oct 21-23, 2016

Page: 1
Printed: 10/22/2016 12:47:04 PM

Women / 2 / Group 1

Session: 2

Judge's Signatures

Rank	Num	Name	Gym					AA
1	2065	Emily Martinez	Orlando Gymnastics	9.225 1T	9.450 2	9.375 1	9.450 1	37.500 1
2	2047	ISABELLA KOZHAYA	Colegio Delta EC	9.150 3T	9.650 1	9.350 2	9.150 2	37.300 2
3	2025	Mackenzie Gase	Park Avenue	8.850 8T	9.425 3	9.225 3	8.875 7	36.375 3
4	2078	Alexandria Moore	Nassau GymNastics	9.150 3T	8.900 9	9.075 6T	9.000 3	36.125 4
5	2049	ANA SOFIA RON	Colegio Delta EC	9.225 1T	9.350 4	8.675 15	8.800 9	36.050 5
6	2030	Jordin Sawyer	West Broward	9.100 6	9.050 6T	8.975 8	8.825 8	35.950 6
7	2016	Seraphina Brodsky	Park Avenue	8.475 16	9.050 6T	9.200 4	8.975 4	35.700 7
8	2050	MARIA RAFAELLA CORONEL	Colegio Delta EC	8.575 12T	8.850 10	8.950 9	8.925 5	35.300 8
9	2035	Elysse Poux	West Broward	8.800 10	8.450 12	9.100 5	8.900 6	35.250 9
10	2048	VICTORIA GINATTA	Colegio Delta EC	8.650 11	9.275 5	8.850 11	8.200 14	34.975 10
11	2010	Samantha Cohen	Park Avenue	9.000 7	8.200 15	9.075 6T	8.450 11	34.725 11
12	2002	Elles Zwikker	Intensity Gymnastics	9.150 3T	8.250 13T	8.700 13T	8.425 12	34.525 12
13	2022	Sofya Susenkova	Park Avenue	8.500 14T	8.925 8	8.825 12	8.150 15	34.400 13
14	2036	Navaeh Robinson	West Broward	8.850 8T	8.600 11	8.875 10	8.000 16T	34.325 14
15	2023	Madisyn Parker	Park Avenue	8.500 14T	8.250 13T	8.700 13T	8.650 10	34.100 15
16	2003	Gabriella Hyduke	Intensity Gymnastics	8.575 12T	7.850 16	8.150 17	8.225 13	32.800 16
17	2005	Sophia Bond	Intensity Gymnastics	8.275 17	7.625 17	8.575 16	8.000 16T	32.475 17

Fright Invite 2016





Meet Results

Oct 21-23, 2016

Page: 1
Printed: 10/22/2016 12:47:05 PM

Women / 2 / Group 2
Session: 2

Judge's Signatures

Rank	Num	Name	Gym					AA
1	2060	Sierra Cotter	Tumblebees - FL	9.575 1	9.650 3	9.900 1	9.575 4	38.700 1
2	2059	Sarah Ocampo	Tumblebees - FL	9.425 2	9.775 1	9.600 4	9.600 2T	38.400 2
3	2054	Brianna Gonzalez	Tumblebees - FL	9.400 3	9.700 2	9.400 5	9.675 1	38.175 3
4	2053	Amanda Nickel	Tumblebees - FL	9.050 6T	9.500 4	9.675 2T	9.600 2T	37.825 4
5	2028	Elizabeth Diaz	West Broward	9.150 4	9.000 9	9.675 2T	9.250 5	37.075 5
6	2009	Kate Davies	Park Avenue	8.950 9	9.300 6	9.225 7	9.000 6	36.475 6
7	2018	Briana Li	Park Avenue	8.600 11T	9.275 7	9.100 9	8.750 10	35.725 7
8	2012	Shelby Johnson	Park Avenue	9.050 6T	9.225 8	8.450 14	8.950 7	35.675 8
9	2013	Kennison Serlo	Park Avenue	9.025 8	9.350 5	9.025 10	8.250 13	35.650 9
10	2020	Giovanna Martinez-Malo	Park Avenue	9.100 5	8.800 11	9.175 8	8.550 11	35.625 10
11	2015	Rayya Mahabir	Park Avenue	8.800 10	8.650 12	9.250 6	8.875 8T	35.575 11
12	2079	Elaynna Glinka	Intensity Gymnastics	8.325 15	8.450 13	8.975 11	8.300 12	34.050 12
13	2011	Devyn Hughes	Park Avenue	8.575 13	8.950 10	8.200 15	7.675 15	33.400 13
14	2064	Clara Ledesma	EVO Gymnastics	7.450 16	8.025 14	8.900 12	8.875 8T	33.250 14
15	2063	Jaanika-isabella Jurisoo	EVO Gymnastics	8.550 14	7.275 15	8.550 13	8.150 14	32.525 15
16	2061	Brooklyn Wilson	EVO Gymnastics	8.600 11T	6.100 16	7.800 16	7.300 16	29.800 16

Fright Invite 2016





Meet Results

Oct 21-23, 2016

Page: 1
Printed: 10/22/2016 12:47:06 PM

Women / 2 / Group 3
Session: 2

Judge's Signatures

Rank	Num	Name	Gym					AA
1	2055	Jillian Rodriguez	Tumblebees - FL	9.550 1	9.900 1	9.650 6T	9.750 2	38.850 1
2	2058	Mia Fiddler	Tumblebees - FL	9.400 2	9.800 2	9.700 5	9.800 1	38.700 2
3	2033	Bria Villano	West Broward	9.325 4T	9.775 3T	9.725 3T	9.700 3	38.525 3
4	2056	Katherine Chin	Tumblebees - FL	9.325 4T	9.775 3T	9.825 1	9.575 4	38.500 4
5	2026	Hannah Cahall	West Broward	9.250 8T	9.500 8	9.650 6T	9.375 7	37.775 5
6	2045	Nicole Elias	Miami Gymnastics	9.350 3	9.550 6	9.400 11	9.425 6	37.725 6
7	2031	Ashley Singer	West Broward	9.000 13	9.425 9	9.725 3T	9.450 5	37.600 7
8	2077	Tayella Anderson	Orlando Gymnastics	9.275 7	9.675 5	9.525 9	9.100 9	37.575 8
9	2014	Danielle Siefert	Park Avenue	8.750 15	9.525 7	9.775 2	8.800 12T	36.850 9
10	2007	Ava Lorenzo	Park Avenue	9.250 8T	9.175 13T	9.325 13	9.000 10	36.750 10
11	2043	Lola Coipel	Gravity Gymnastics	9.300 6	9.200 12	9.475 10	8.725 14	36.700 11
12	2041	Jadon Nagelbush	Gravity Gymnastics	8.850 14	9.400 10	9.350 12	8.875 11	36.475 12
13	2008	Amanda Quintela	Gravity Gymnastics	9.175 10T	8.200 16	9.575 8	9.250 8	36.200 13
14	2051	LUCIANA BEJARANO	Colegio Delta EC	9.175 10T	9.175 13T	8.950 16	8.800 12T	36.100 14
15	2019	Lola Martinez	Park Avenue	8.525 16	9.325 11	9.250 14	8.450 16	35.550 15
16	2001	Sarah Hernandez	Intensity Gymnastics	8.500 17	8.750 15	9.125 15	8.700 15	35.075 16
17	2075	Sophia Vance	EVO Gymnastics	9.150 12	5.400 17	8.525 17	8.150 17	31.225 17

Fright Invite 2016

Meet Results





Oct 21-23, 2016

Page: 1
Printed: 10/22/2016 12:47:07 PM

Women / 2 / Group 4

Session: 2

Judge's Signatures

Rank	Num	Name	Gym					AA
1	2039	Audrey Duenas	Gravity Gymnastics	9.100 5T	9.475 3	9.675 2	9.450 1	37.700 1
2	2072	Camila Leon	Orlando Gymnastics	9.225 3	9.250 7	9.525 3T	9.400 2	37.400 2
3	2006	Lilly Hirsch	Park Avenue	9.375 1	9.700 1	9.525 3T	8.700 13	37.300 3
4	2074	Nerina Craven	Miami Gymnastics	9.200 4	9.300 5	9.525 3T	9.150 5	37.175 4
5	2067	Kaydence Daniels	Orlando Gymnastics	9.000 8T	9.025 9	9.700 1	9.100 6	36.825 5
6	2027	Jessica Daiagi	West Broward	9.350 2	9.275 6	9.225 8	8.925 9T	36.775 6
7	2017	Ariella Cohen	Park Avenue	9.100 5T	9.325 4	9.175 9T	8.950 8	36.550 7
8	2073	Sofia Santos	Orlando Gymnastics	9.000 8T	9.500 2	8.700 14T	9.175 4	36.375 8
9	2044	Katerina Dumas	Miami Gymnastics	9.100 5T	9.150 8	9.175 9T	8.650 14	36.075 9
10	2021	Laurie Jean-Louis	Park Avenue	9.000 8T	8.225 14	9.300 7	9.225 3	35.750 10
11	289	Mallory Tarquinio	Intensity Gymnastics	8.550 15	8.900 12	9.150 11	8.825 11	35.425 11
12T	2083	Melanie Marino	TGA - FL	8.900 11T	8.925 11	9.050 12	8.450 16	35.325 12T
12T	299	Emily Gonzalez	Miami Gymnastics	8.850 13	8.975 10	9.000 13	8.500 15	35.325 12T
14	2046	Samantha Nunez	Miami Gymnastics	8.650 14	8.750 13	8.675 16	9.025 7	35.100 14
15	2084	Nicole Marrero	TGA - FL	8.350 16T	7.800 17	9.325 6	8.925 9T	34.400 15
16	2042	Kayla Agudelo	Gravity Gymnastics	8.900 11T	8.050 16	8.600 17	8.775 12	34.325 16
17	2062	Luciana Palmtag	EVO Gymnastics	8.350 16T	8.200 15	8.700 14T	8.050 17	33.300 17

Fright Invite 2016





Meet Results

Oct 21-23, 2016

Page: 1
Printed: 10/22/2016 12:47:09 PM

Women / 2 / Group 5
Session: 2

Judge's Signatures





Rank	Num	Name	Gym					AA
1	2070	Jenessy Valdez	Orlando Gymnastics	9.525 1	9.800 1	9.750 2	9.200 5	38.275 1
2	2066	Grace Rosario	Orlando Gymnastics	9.500 2	9.550 8	9.800 1	9.325 3T	38.175 2
3	2057	Luisa Urdaneta	Tumblebees - FL	9.275 4	9.625 5	9.550 5	9.325 3T	37.775 3
4	2076	Zahrea Edwards	Gravity Gymnastics	9.100 10T	9.575 6T	9.675 3	9.375 1	37.725 4
5	2069	Yanieli Garcia	Orlando Gymnastics	9.225 6	9.650 3T	9.525 6	9.125 10	37.525 5
6	2068	Mariana Sampayo	Orlando Gymnastics	9.425 3	9.650 3T	9.275 10	9.150 8T	37.500 6
7	2071	Jasmine Lawson	Orlando Gymnastics	9.250 5	9.700 2	9.300 9	9.175 6T	37.425 7
8	2038	Asia Robertson	Gravity Gymnastics	9.175 7T	9.400 10	9.575 4	9.100 11T	37.250 8
9	2034	Nicole Dasilva	West Broward	9.175 7T	9.425 9	9.375 8	9.175 6T	37.150 9
10	2037	Sophia Liy	West Broward	9.000 12	9.275 12	9.450 7	9.350 2	37.075 10
11	2081	Eileen Castellanos	TGA - FL	9.150 9	9.575 6T	9.175 12	9.150 8T	37.050 11
12	2082	Amberlyn Garcia	TGA - FL	8.900 13	9.325 11	9.025 14	9.100 11T	36.350 12
13	2086	Vanessa San Martin	TGA - FL	8.775 14	9.000 13	8.900 16	8.650 15	35.325 13
14	2052	LUCIA ANDRADE	Colegio Delta EC	9.100 10T	8.400 15	9.000 15	8.675 14	35.175 14
15	2085	Emelly Perez	TGA - FL	8.400 16	8.575 14	9.100 13	8.850 13	34.925 15
16	2080	Stephanie Parson	TGA - FL	8.700 15	7.975 16	9.250 11	8.575 16	34.500 16

Fright Invite 2016

Team Results

Oct 21-23, 2016

Page: 1
 Printed: 10/22/2016 12:47:10 PM
 Women / 2 / All Ages
 Session: 2

Rank	Gym	Team	Score				
1	Tumblebees - FL	2	116.675	28.550 1	29.475 1	29.425 1	29.225 1
2	Orlando Gymnastics	2	115.050	28.450 2	29.175 2	29.250 2	28.175 3
3	West Broward	2	114.275	27.925 3	28.700 3	29.125 3	28.525 2
4	Gravity Gymnastics	2	113.100	27.650 5T	28.450 5	28.925 4	28.075 4
5	Park Avenue	2	112.225	27.725 4	28.650 4	28.625 5	27.225 6
6	Miami Gymnastics	2	111.350	27.650 5T	28.000 7	28.100 6	27.600 5
7	Colegio Delta EC	2	110.000	27.550 7	28.275 6	27.300 8	26.875 8
8	TGA - FL	2	109.775	26.950 8	27.900 8	27.750 7	27.175 7
9	Intensity Gymnastics	2	105.575	26.275 10	26.100 9	27.250 9	25.950 9
10	EVO Gymnastics	2	101.125	26.300 9	23.500 10	26.150 10	25.175 10