

Fright Invite 2016





Meet Results

Oct 21-23, 2016

Page: 1
Printed: 10/22/2016 11:02:23 AM

Women / 1 / Group 1
Session: 1

Judge's Signatures

Rank	Num	Name	Gym					AA
1	1043	Angelina Calderon	Tumblebees - FL	9.400 1	9.800 1	9.625 2	9.800 1	38.625 1
2	1042	Alexa Calvo	Tumblebees - FL	9.275 2	9.725 2	9.750 1	9.750 2	38.500 2
3	1020	Marie Bean-Lim	West Broward	9.000 3	9.200 6	9.225 5T	9.100 4	36.525 3
4	1010	Mila Martinez	Park Avenue	8.900 4	9.300 3T	9.450 3	8.600 9T	36.250 4
5	1001	Kyra Bryant	Park Avenue	8.725 7	9.275 5	9.225 5T	8.850 6T	36.075 5
6	1021	Brynn Livengood	West Broward	8.750 6	9.300 3T	8.850 9	8.850 6T	35.750 6
7	1035	CRISTINA BUSTAMANTE	Colegio Delta EC	8.500 12	8.775 9	9.275 4	9.150 3	35.700 7
8	1018	Olivia Laumeyer	Park Avenue	8.475 13	8.225 11T	9.075 8	8.900 5	34.675 8
9	1004	Sydney Carlo	Park Avenue	8.550 11	8.100 14	9.150 7	8.600 9T	34.400 9
10T	1011	Camila Molina	Park Avenue	8.650 8*	8.900 8	8.250 14	8.425 13	34.225 10T
10T	1012	Emily Petersen	Park Avenue	8.650 8*	8.175 13	8.800 10	8.600 9T	34.225 10T
12	1006	Coleen Deglon	Park Avenue	8.850 5	8.000 16	8.650 12	8.650 8	34.150 12
13	1014	Laila Soto	Park Avenue	8.300 15	8.625 10	8.475 13	8.475 12	33.875 13
14	1005	Grace Davies	Park Avenue	8.650 8T	8.225 11T	8.725 11	8.175 15	33.775 14
15	1015	Emily Spaudling	Park Avenue	8.400 14	9.000 7	8.175 15T	7.775 16	33.350 15
16	1007	Ariah Lewis	Park Avenue	8.250 16	8.050 15	8.175 15T	8.300 14	32.775 16

Fright Invite 2016





Meet Results

Oct 21-23, 2016

Page: 1
Printed: 10/22/2016 11:02:29 AM

Women / 1 / Group 2
Session: 1

Judge's Signatures

Rank	Num	Name	Gym					AA
1	1046	Rayssa Villar	Tumblebees - FL	9.400 1	9.850 1	9.850 2	9.850 1	38.950 1
2	1047	Sienna Serrano-Vidal	Tumblebees - FL	9.200 4	9.675 2	9.800 3	9.825 2	38.500 2
3	1041	Adrianna Ramirez-Vital	Tumblebees - FL	9.100 5T	9.375 4	9.600 4	9.550 5	37.625 3
4	1044	Mariana Galich	Tumblebees - FL	9.275 3	9.225 5	9.300 6	9.350 6	37.150 4
5	1048	Tatiana Rojas	Tumblebees - FL	9.100 5T	9.500 3	8.425 12	9.575 4	36.600 5
6	1023	Maria Soy	West Broward	8.850 10	9.050 7	9.425 5	9.200 8	36.525 6
7	1045	Naia Urresti	Tumblebees - FL	9.350 2	7.375 14	9.925 1	9.775 3	36.425 7
8	1036	MARIA EMILIA CALDERON	Colegio Delta EC	8.550 13T	8.950 8	8.950 8	9.275 7	35.725 8
9	1028	Emmalee Mesa	Gravity Gymnastics	8.900 8T	9.150 6	8.650 11	8.925 9	35.625 9
10	1002	Kaylee Barthel	Intensity Gymnastics	8.900 8T	8.750 9	8.825 9	8.300 15	34.775 10
11	1030	Sanjana Balla	Gravity Gymnastics	8.950 7	8.250 11	9.125 7	8.375 13	34.700 11
12	1008	Arielle Grasiani	Park Avenue	8.600 12	7.850 13	8.750 10	8.900 10	34.100 12
13	1024	Mia West	West Broward	8.550 13T	8.400 10	8.350 13	8.725 12	34.025 13
14	1017	Brooklyn Ricker	Park Avenue	8.750 11	8.125 12	7.800 15	8.850 11	33.525 14
15	1016	Olivia Wahlstrom	Park Avenue	8.150 15	7.100 15T	8.200 14	8.325 14	31.775 15
16	1009	Emmy Cohen	Park Avenue	8.025 16	7.100 15T	7.400 16	8.000 16	30.525 16

Fright Invite 2016





Meet Results

Oct 21-23, 2016

Page: 1
Printed: 10/22/2016 11:02:31 AM

Women / 1 / Group 3
Session: 1

Judge's Signatures





Rank	Num	Name	Gym					AA
1	1026	Dhara Smith	Gravity Gymnastics	8.925 13T	9.600 2	9.700 1T	9.650 1	37.875 1
2	1025	Camila Portalatin	Gravity Gymnastics	9.250 2	9.150 8T	9.700 1T	9.500 4	37.600 2
3	1039	LUCCIANA SMITH	Colegio Delta EC	9.175 4	9.300 6	9.625 3T	9.325 7T	37.425 3
4	1032	Ta'Shay Rollins	Gravity Gymnastics	9.050 7T	9.150 8T	9.525 8T	9.600 2	37.325 4
5	1049	Valeria Urdaneta	Tumblebees - FL	9.200 3	9.000 14	9.550 6T	9.525 3	37.275 5
6	1037	JANELLE QUINTEROS	Colegio Delta EC	8.950 11T	9.400 3	9.525 8T	9.225 10T	37.100 6
7T	1033	Valerie Baez	Gravity Gymnastics	8.875 16	9.125 12	9.575 5	9.450 5	37.025 7T
7T	1034	Yosselyn Urbina	Gravity Gymnastics	8.900 15	9.350 4	9.550 6T	9.225 10T	37.025 7T
9	1027	Gabriela Avila	Gravity Gymnastics	9.150 5	9.150 8T	9.450 10	9.250 9	37.000 9
10	1029	Pamela Chuy	Gravity Gymnastics	8.925 13T	9.675 1	9.400 12	8.950 14T	36.950 10
11T	1040	MELISSA ALAVA	Colegio Delta EC	9.100 6	8.750 16	9.625 3T	9.375 6	36.850 11T
11T	1051	Elizabeth Gutierrez	TGA - FL	9.300 1	9.325 5	9.000 17	9.225 10T	36.850 11T
13T	1053	Janelle Yanes	TGA - FL	9.050 7*	9.100 13	9.425 11	9.150 13	36.725 13T
13T	1038	PAULINA MEDINA	Colegio Delta EC	9.050 7*	9.175 7	9.175 14T	9.325 7T	36.725 13T
15	1019	Katheran Bean-Lim	West Broward	8.950 11T	9.150 8T	9.150 16	8.950 14T	36.200 15
16	1031	Selene Echezebal	Gravity Gymnastics	9.050 7T	8.900 15	9.375 13	8.625 17	35.950 16
17	1022	Lucy Livengood	West Broward	8.700 17	8.400 17	9.175 14T	8.800 16	35.075 17
18	1052	Victoria San Martin	TGA - FL	8.600 18	7.800 18	8.000 18	8.225 18	32.625 18

Fright Invite 2016

Team Results

Oct 21-23, 2016

Page: 1
Printed: 10/22/2016 11:02:33 AM
Women / 1 / All Ages
Session: 1

Rank	Gym	Team	Score				
1	Tumblebees - FL	1	116.575	28.150 1	29.375 1	29.575 1	29.475 1
2	Gravity Gymnastics	1	113.800	27.450 2	28.625 2	28.975 2	28.750 2
3	Colegio Delta EC	1	112.000	27.325 3	27.875 3	28.775 3	28.025 3
4	West Broward	1	109.525	26.800 4	27.650 4	27.825 4T	27.250 4
5	Park Avenue	1	108.550	26.500 5	27.575 5	27.825 4T	26.650 5