

Presidential Classic 2016 Men

Meet Results

Feb 12-15, 2016







Page: 1

Printed: 2/12/2016 3:12 PM

Men / 5 / B3 L5 grp1

Session: B3

Judge's Signatures

Rank	Num	Name	Gym							AA
1	5067	Andres "AJ" Pomales	Ultimate Power	11.400 1	10.400 1	11.600 1	9.850 2	11.700 1	10.500 1	65.450 1
2	5057	Zachary Mckenna	Cats Of Jupiter	10.850 3	10.100 2	10.700 2	8.500 11T	11.050 2	10.400 2T	61.600 2
3	5042	Alonso Malave	Gimnastico Criollo	10.450 4T	9.050 5T	10.600 3	9.650 3	10.450 3	10.400 2T	60.600 3
4	5004	Tyler Lane	Newcastle Gym Acad.	10.900 2	9.450 3	10.450 5	9.500 6	8.100 11	8.900 6	57.300 4
5	5012	Carson Crooks	Hanover Gymnastics	10.450 4T	8.650 7	8.950 11	9.400 7	9.150 6	9.750 4	56.350 5
6	5045	Davin Darsey	Zenit Gymnastics	9.350 9T	9.050 5T	10.550 4	9.550 4T	9.450 4	8.350 11	56.300 6
7	5043	Julian Yon	Zenit Gymnastics	10.100 6	8.100 9	9.450 9	10.000 1	8.650 9T	9.600 5	55.900 7
8	5058	Luke Collins	Cats Of Jupiter	8.300 11	9.350 4	10.200 7	9.550 4T	8.750 7T	8.850 7T	55.000 8
9	5063	Sean Dowling	Gold Coast	9.800 7	7.250 11	10.250 6	9.300 8	8.650 9T	8.800 9T	54.050 9
10	5038	Sawyer Lefever	ACE	9.350 9T	7.200 12	10.150 8	9.150 9	9.200 5	8.850 7T	53.900 10
11	5044	Jonathan Palzewicz	Zenit Gymnastics	9.550 8	8.550 8	9.050 10	9.100 10	8.750 7T	8.800 9T	53.800 11
12	5010	Braden Buffington	Hanover Gymnastics	7.650 12	7.950 10	6.900 14	8.050 14	8.050 12	7.950 12	46.550 12
13	5093	Sebastian Alexander	East Cooper	6.550 14	6.350 13	7.450 13	8.350 13	7.950 13	7.800 13	44.450 13
14	5072	DIEGO LI UBILLUS	Club Juan 23	7.100 13	6.300 14	7.850 12	8.500 11T	7.000 14	7.150 14	43.900 14

Presidential Classic 2016 Men

Meet Results

Feb 12-15, 2016







Page: 1

Printed: 2/12/2016 3:12 PM

Men / 5 / B3 L5 grp2

Session: B3

Judge's Signatures

Rank	Num	Name	Gym							AA
1	5023	Elias Brown	Lone Star Gymnastics	11.350 1	10.400 2	11.200 1	9.900 4T	10.800 1	10.050 4	63.700 1
2	5013	Joseph Egloff	Hanover Gymnastics	10.700 3	10.450 1	10.150 7T	9.950 2T	10.550 3	9.850 6T	61.650 2
3	5002	Thomas Coppen	Newcastle Gym Acad.	10.300 5	9.550 5	10.350 5	10.000 1	10.700 2	9.900 5	60.800 3
4	5001	Jack Hodgson	Newcastle Gym Acad.	11.000 2	9.350 10T	10.650 4	9.450 11	10.500 4	9.300 9T	60.250 4
5	5024	Ryan Dickey	Lone Star Gymnastics	10.450 4	9.450 6	11.150 2	9.600 8	9.450 8	8.950 12	59.050 5
6	5065	Austin Rojas	Gold Coast	10.250 6	9.700 4	10.850 3	9.850 6	8.500 12T	9.600 8	58.750 6
7	5029	FaRan Halverson	Altius Gymnastics	10.000 7	9.350 10T	9.400 12	9.700 7	9.100 9	10.250 2	57.800 7
8	5091	Gabriel Weber	Top Contenders	8.800 10	9.950 3	10.150 7T	9.350 13	8.500 12T	10.700 1	57.450 8
9	5090	Dylan Herlihy	Reading Gymnastics	8.650 11	9.000 12	10.150 7T	9.900 4T	9.750 5T	9.300 9T	56.750 9
10	5018	Andrew (Drew) Schmitz	Oshkosh Gymnastics	7.350 14	9.400 7T	10.000 10	9.500 9T	9.750 5T	10.100 3	56.100 10
11	5030	Kaed Balcerowski	Altius Gymnastics	7.700 13	8.600 13	10.200 6	9.000 14	9.700 7	9.850 6T	55.050 11
12	5003	William Johnston	Newcastle Gym Acad.	8.900 9	9.400 7T	9.700 11	9.400 12	8.200 14	9.000 11	54.600 12
13	5064	Liam Rengstl	Gold Coast	8.550 12	9.400 7T	9.300 13	9.500 9T	8.800 11	8.400 13	53.950 13
14	5056	Thomas Minto	Newcastle Gym Acad.	9.550 8	8.450 14	0.000 14	9.950 2T	9.000 10	0.000 14	36.950 14

Presidential Classic 2016 Men

Meet Results

Feb 12-15, 2016







Page: 1

Printed: 2/12/2016 3:12 PM

Men / 5 / B3 L5 grp3

Session: B3

Judge's Signatures







Rank	Num	Name	Gym							AA
1	5083	Ryan Daniels	Gold Coast	9.300 7	9.100 1	10.400 3	9.650 4	9.800 2T	9.950 1	58.200 1
2T	5039	Logan Bartelt	ACE	9.850 4	7.750 11	9.500 5	9.900 1	9.650 4	9.750 2	56.400 2T
2T	5022	Ty Kubes	Lone Star Gymnastics	9.500 5	9.000 2	9.100 8	9.500 6T	9.900 1	9.400 5	56.400 2T
4	5020	Kyle Tuchscherer	Oshkosh Gymnastics	7.950 14	8.350 3T	10.800 1	9.500 6T	9.150 7	9.200 10	54.950 4
5	5094	Sam Laro	East Cooper	10.200 1	8.250 6T	9.000 9	9.750 2	7.900 14	9.350 6	54.450 5
6T	5021	Pierce Benner	Lone Star Gymnastics	9.400 6	6.750 14	10.600 2	9.600 5	9.350 5	8.700 12	54.400 6T
6T	5048	Quinn Neal	Dawg House	8.850 9	8.100 8	8.850 10	9.200 12T	9.800 2T	9.600 4	54.400 6T
8	5081	Alec Sipe	Extreme Air	10.100 3	8.300 5	9.200 6	9.400 10	8.500 11T	8.500 15	54.000 8
9	5046	Noah Arnold	Zenit Gymnastics	9.050 8	8.250 6T	10.050 4	9.100 14	8.700 10	8.650 13	53.800 9
10	5040	Addison English	ACE	8.650 10	8.050 9	9.150 7	9.500 6T	8.950 8	9.300 7	53.600 10
11	5047	Evan Claude	Dawg House	8.250 12T	8.350 3T	8.500 13	9.000 15	8.400 13	9.700 3	52.200 11
12	5066	Jose Candelario	Gimnastico Criollo	8.550 11	7.800 10	8.650 11	9.450 9	8.500 11T	9.050 11	52.000 12
13	5049	Reese Tiffin	Dawg House	7.500 15	7.350 13	8.550 12	9.200 12T	9.300 6	9.250 8T	51.150 13
14	5050	Kyle Hubbard	Dawg House	8.250 12T	7.600 12	8.300 14	9.300 11	8.750 9	8.550 14	50.750 14
15	5070	DIEGO LA TORRE LAZO	Club Juan 23	10.150 2	5.000 15	0.000 15	9.700 3	7.300 15	9.250 8T	41.400 15

Presidential Classic 2016 Men

Team Results

Feb 12-15, 2016

Page: 1
 Printed: 2/12/2016 3:12 PM
 Men / 5 / All Ages
 Session: B3

Rank	Gym	Team	Score						
1	Lone Star Gymnastics	5	180.750	31.300 2	28.850 1	32.950 1	29.100 2	30.150 2	28.400 1
2	Newcastle Gym Acad.	5	179.900	32.200 1	28.400 2	31.450 3	29.450 1	30.200 1	28.200 3
3	Gold Coast	5	173.650	29.350 3	28.200 3	31.500 2	29.000 3	27.250 5	28.350 2
4	Zenit Gymnastics	5	167.500	29.000 4	25.850 5	30.050 4	28.650 4	26.900 6	27.050 6
5	Hanover Gymnastics	5	164.550	28.800 5	27.050 4	26.000 6	27.400 6	27.750 4	27.550 5
6	ACE	5	163.900	27.850 6	23.000 6	28.800 5	28.550 5	27.800 3	27.900 4

Presidential Classic 2016 Men

Meet Results







Feb 12-15, 2016

Page: 1
Printed: 2/13/2016 12:49:35 PM

Men / 5 / B7 L5 grp1

Session: B7

Judge's Signatures

Rank	Num	Name	Gym							AA
1	5036	Jorge Quijala	Orlando Gymnastics	11.500 1	10.750 2	9.850 7	10.000 2	11.200 1T	10.700 3	64.000 1
2	5061	Joshua Acuna	FGTC	11.350 2	9.650 7	11.250 1	9.400 8	10.900 3	11.300 1	63.850 2
3	5079	Marco Vidal	Boca Twisters	11.250 3	11.100 1	11.200 2	9.800 4	11.200 1T	8.350 12	62.900 3
4	5089	Kody Lawton	Evo Gymnastics	10.950 4T	10.250 4	10.750 3	9.500 6	10.150 7	10.650 4	62.250 4
5	6046	Bruno Peirano	Park Avenue	10.950 4T	10.100 5	9.700 8	10.050 1	10.250 6	10.750 2	61.800 5
6	5088	Jacob Corr	Evo Gymnastics	10.750 7	9.850 6	10.350 4	9.300 9	10.650 4	10.600 5	61.500 6
7	5073	Clay MacConnell	Harbor City	10.800 6	10.400 3	10.200 5	9.150 10	9.100 9T	9.250 8	58.900 7
8	5060	Nicolas Juarez-Pong	FGTC	9.600 8	9.000 9	10.100 6	9.900 3	10.100 8	9.000 10T	57.700 8
9	5059	Lukas Villa	FGTC	9.150 12	9.400 8	9.350 11	8.850 13	10.550 5	9.650 7	56.950 9
10	5074	Zack DeHaan	Harbor City	9.400 10	8.750 10	9.600 9	8.950 11	8.900 13	9.750 6	55.350 10
11	5033	Jeremy Hall	Orlando Gymnastics	9.550 9	6.700 12	9.450 10	9.550 5	9.100 9T	9.200 9	53.550 11
12	5082	Quade Goeken	Gymnastic Revolution	8.100 13	7.700 11	9.200 12	9.450 7	9.000 11	8.300 13	51.750 12
13	5007	Matthew Fudala	Gym Unlimited-CO	7.950 14	6.250 14	8.300 14	8.500 14	8.950 12	9.000 10T	48.950 13
14	5080	Ricky Perez	Boca Twisters	9.250 11	6.600 13	8.450 13	8.900 12	8.550 14	7.150 14	48.900 14

Presidential Classic 2016 Men

Meet Results







Feb 12-15, 2016

Page: 1
Printed: 2/13/2016 12:49:38 PM

Men / 5 / B7 L5 grp2

Session: B7

Judge's Signatures

Rank	Num	Name	Gym							AA
1	5086	Felipe Junqueira	Evo Gymnastics	11.600 2	10.800 3	11.200 1T	9.850 2T	11.350 1	11.000 1	65.800 1
2	5034	Jonas Lee	Orlando Gymnastics	11.750 1	10.100 5	10.400 7	9.750 5T	9.400 11	10.150 6	61.550 2
3	5087	Jacob Mruk	Evo Gymnastics	11.000 3	10.050 6	10.350 8	9.500 10	9.900 5T	10.600 2	61.400 3
4	5062	Riley Santamaria	FGTC	9.750 7	10.900 2	10.450 6	9.450 11	10.100 4	10.500 3	61.150 4
5	5076	Aiden Killick	Harbor City	10.600 6	9.900 8	10.950 3T	9.550 7T	9.900 5T	10.200 5	61.100 5
6	5051	Aaron Kitchman	Park Avenue	9.600 8T	10.950 1	11.200 1T	10.100 1	10.600 2	8.400 13	60.850 6
7	5005	Tyler Payne	East York Gym	10.650 5	9.950 7	10.950 3T	9.550 7T	9.300 12	9.650 7	60.050 7
8	5075	Carson Canicatti	Harbor City	10.900 4	9.750 9	9.700 10T	9.750 5T	9.600 8	10.250 4	59.950 8
9	5031	Benjamin Manzella	Orlando Gymnastics	9.250 12	10.200 4	10.500 5	9.050 13	10.250 3	9.300 9	58.550 9
10	5041	Michael Tranfield	Flip Gym - SC	9.600 8T	9.650 10T	9.700 10T	9.350 12	9.650 7	9.500 8	57.450 10
11	5006	Tyler Sabapathy	East York Gym	9.500 10	9.650 10T	9.950 9	9.850 2T	9.450 9T	8.600 11	57.000 11
12	5053	Nicholas Dolton	Park Avenue	9.400 11	9.250 12	9.100 12	9.800 4	9.450 9T	8.200 14	55.200 12
13	5008	Daniel Tangi	Gym Unlimited-CO	8.500 13	6.550 14	7.900 14	9.550 7T	8.100 13	8.450 12	49.050 13
14	5077	Quentin Picheco	Harbor City	6.600 14	7.800 13	8.500 13	8.150 14	8.000 14	8.800 10	47.850 14

Presidential Classic 2016 Men

Meet Results







Feb 12-15, 2016

Page: 1
Printed: 2/13/2016 12:49:43 PM

Men / 5 / B7 L5 grp3

Session: B7

Judge's Signatures

Rank	Num	Name	Gym							AA
1	5017	Joshua Windebank	Portsmouth Gymnastic	11.600 1	10.500 1	10.850 5	10.000 2	11.400 1	10.150 5	64.500 1
2	5015	Connor Sullivan	Portsmouth Gymnastic	9.850 5	10.450 2	11.450 1	9.650 7	11.050 2	10.750 1	63.200 2
3	5016	Dylan Harris	Portsmouth Gymnastic	9.300 9	9.950 4	10.950 4	9.750 6	10.150 3	9.650 6	59.750 3
4	5055	Akio Koekebakker-Low	East York Gym	9.450 8	9.500 5	11.000 2T	9.500 9	9.500 5T	10.550 2T	59.500 4
5	5028	Owen Shell	North Florida Jax	9.650 6	9.450 6T	9.650 8	9.950 3	9.500 5T	10.550 2T	58.750 5
6	5026	Austin Knight	North Florida Jax	8.900 11	10.000 3	9.700 7	9.850 4	9.950 4	9.450 8	57.850 6
7	5054	Tristan Courta	Park Avenue	9.100 10	9.450 6T	11.000 2T	9.550 8	9.400 7	9.200 9	57.700 7
8	5014	Alfie Ball	Portsmouth Gymnastic	9.600 7	9.400 8	10.100 6	9.800 5	9.200 10	8.650 12	56.750 8
9	5052	Matthew Maykut	Park Avenue	10.050 3	9.350 9	9.150 10	10.100 1	9.350 8	8.500 13	56.500 9
10	5032	Jacob O'Connor	Orlando Gymnastics	10.550 2	8.350 11	8.850 11T	9.200 12	9.150 11	9.050 10	55.150 10
11	5078	Sean Noble	Harbor City	8.850 12	8.150 12	8.850 11T	9.250 11	8.600 12	10.550 2T	54.250 11
12	5027	Max Eckes	North Florida Jax	7.250 13	9.300 10	9.300 9	9.400 10	9.250 9	9.550 7	54.050 12
13	5037	Noah Sendir	Orlando Gymnastics	9.950 4	6.400 13	7.400 13	8.250 13	8.300 13	8.850 11	49.150 13

Presidential Classic 2016 Men







Team Results

Feb 12-15, 2016

Page: 1
Printed: 2/13/2016 12:47:11 PM

Men / 5 / All Ages

Session: B7

Rank	Gym	Team	Score						
1	Evo Gymnastics	5	190.200	33.550 2	31.100 1	32.300 2	28.850 5	32.150 2	32.250 1
2	Portsmouth Gymnastic	5	187.900	31.050 4	30.900 3	33.250 1	29.550 2	32.600 1	30.550 4
3	Orlando Gymnastics	5	185.900	33.800 1	31.050 2	30.750 6	29.300 3	30.850 4	30.150 5
4	FGTC	5	184.200	30.700 5	29.950 6	31.800 4	28.750 6	31.550 3	31.450 2
5	Park Avenue	5	182.000	30.600 6	30.500 4	31.900 3	30.250 1	30.300 5	28.450 7
6	Harbor City	5	181.350	32.300 3	30.050 5	30.850 5	28.550 7	28.600 7	31.000 3
7	North Florida Jax	5	170.650	25.800 7	28.750 7	28.650 7	29.200 4	28.700 6	29.550 6